


# L-force *Gearboxes*



Versatile and reliable

**Lenze**

### **Our commitment to you**

If you are looking for effective and easy solutions for the implementation of your machine and drive concepts or want to optimise existing concepts and cut your costs, Lenze is your ideal partner.

We have more than 60 years' experience at the cutting edge of drive and automation technology.



Drive and automation technology from Lenze keep things moving – for example in the areas of materials handling, robotics and component handling as well as in packaging facilities for the intralogistics and automotive sectors and the food and beverage industries.

# Lenze | about us

We can offer you automation solutions, including control, visualisation and drive technology, from one source. Our drive systems will improve the performance of your machines. From project planning to commissioning, we have the know-how. Our international sales and service network can provide you with expert help and advice at any time.

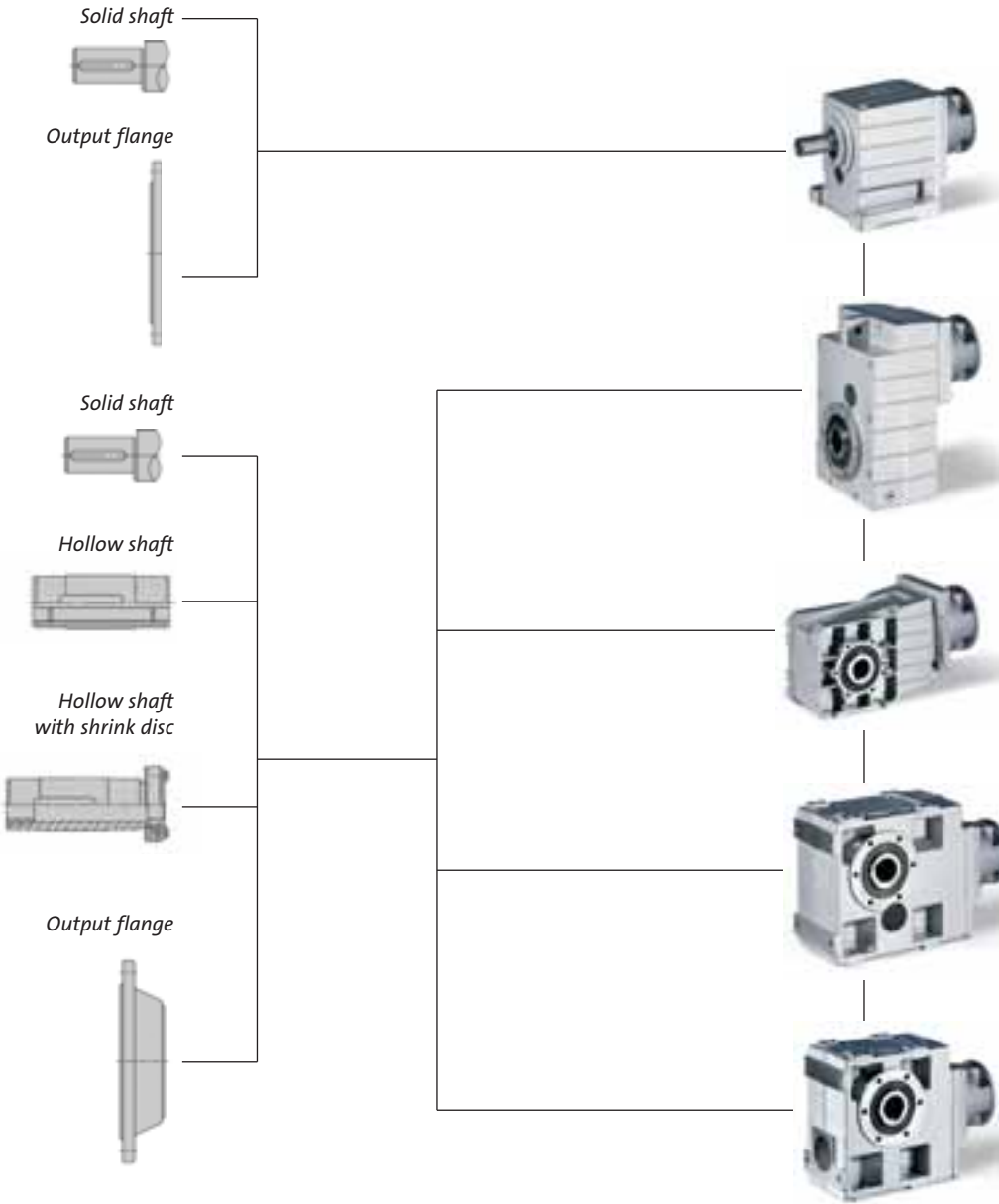
Cut your process costs and increase your ability to compete. Let us analyse your drive technology tasks and support you with made-to-measure solutions.

We can take an integrated approach to projects thanks to the scalability of our products and the scope of the overall portfolio. We can get the best from your machines and systems.



At your side all over the world – with thorough and professional support from our motivated team.

# System overview | L-force gearboxes



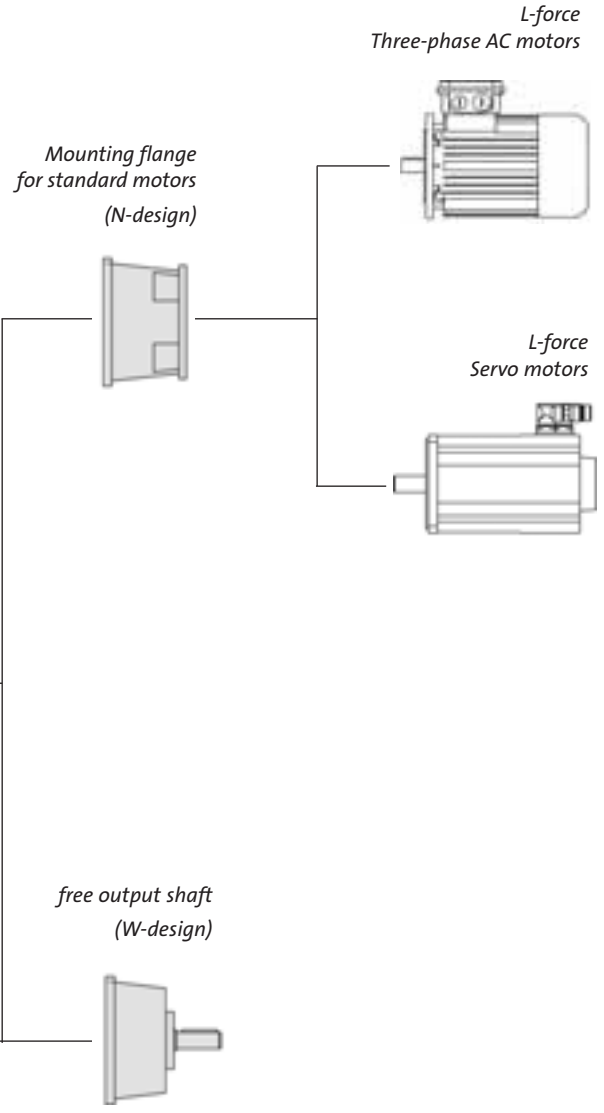
**Helical gearbox**  
**GST**  
up to 5920 Nm  
Parallel-axial solid shaft  
gearbox with foot and flange  
mounting.

**Shaft-mounted helical  
gearbox**  
**GFL**  
up to 11615 Nm  
Highly compact, can be used  
with hollow shaft as shaft-  
mounted gearbox.

**Bevel gearbox**  
**GKR**  
up to 450 Nm  
Highly efficient right-angle  
gearbox with wear free bevel  
gear arrangement.

**Helical-bevel gearbox**  
**GKS**  
up to 11784 Nm  
Solid shaft or hollow shaft  
right-angle gearbox  
with relatively high efficiency.

**Helical-worm gearbox**  
**GSS**  
up to 1250 Nm  
Comparatively inexpensive  
right-angle gearbox  
with high power density.








L-force  
Three-phase AC motors

L-force  
Servo motors

Mounting flange  
for standard motors  
(N-design)

free output shaft  
(W-design)



# Overview | L-force gearboxes

**General information** \_\_\_\_\_ 1-1

**1**

**Drive dimensioning** \_\_\_\_\_ 2-1

**2**

**Helical gearbox** \_\_\_\_\_ 3-1

**3**

**Shaft-mounted helical gearbox** \_\_\_\_\_ 4-1

**4**

**Bevel gearbox** \_\_\_\_\_ 5-1

**5**

**Helical-bevel gearbox** \_\_\_\_\_ 6-1


**6**

**Helical-worm gearbox** \_\_\_\_\_ 7-1

**7**

**Lenze worldwide** \_\_\_\_\_ 8-1

**8**





# General information | L-force gearboxes

## Product key

Helical gearboxes	1-2
Shaft-mounted helical gearboxes (low-profile gearboxes)	1-4
Bevel gearboxes	1-6
Helical-bevel gearboxes	1-8
Helical-worm gearboxes	1-10

<b>Product information</b>	1-12
----------------------------	------

<b>List of abbreviations</b>	1-13
------------------------------	------

<b>Definitions</b>	1-14
--------------------	------

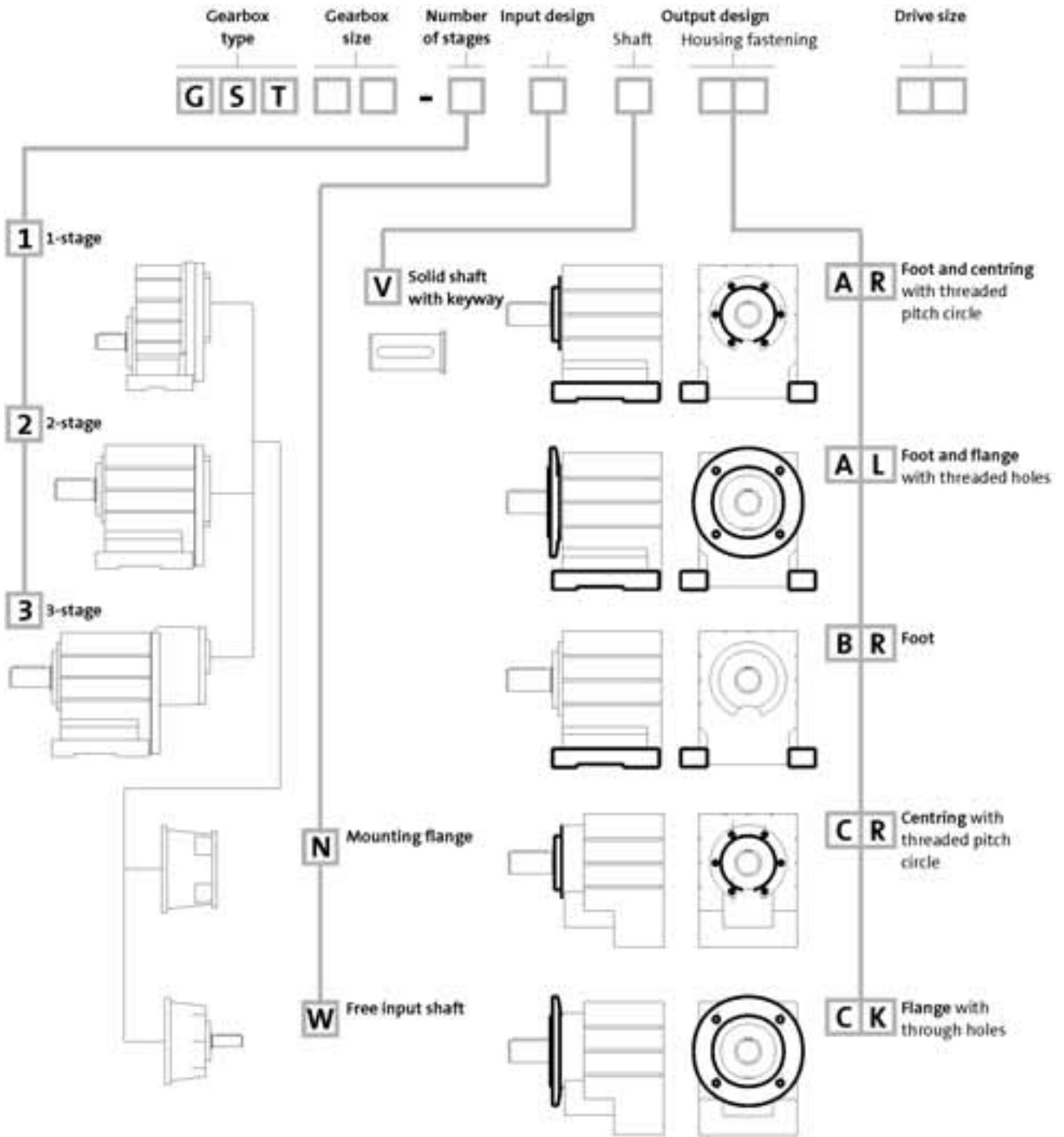
<b>Notes on ordering</b>	1-15
--------------------------	------

## Ordering details checklist

Helical gearboxes	1-17
Shaft-mounted helical gearboxes (low-profile gearboxes)	1-18
Bevel gearboxes	1-19
Helical-bevel gearboxes	1-20
Helical-worm gearboxes	1-21

### Helical gearbox

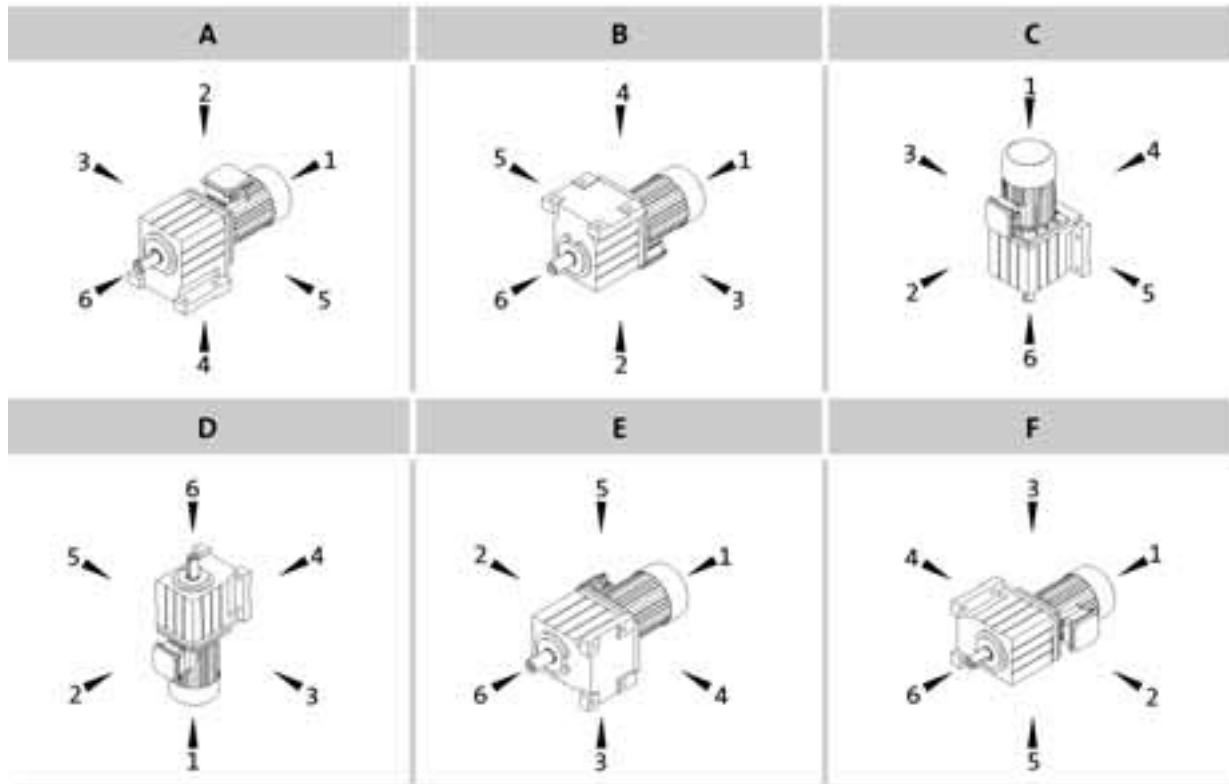
1



	Output design		
	V	K	L
	d x l [mm]	Φa2 [mm]	Φa2 [mm]
GST03-2	14x28	120/140/160	
	20x40	120/140/160	
GST04-1	16x32	120/140/160	
GST04-2	20x40	120/140/160	120/140
GST05-1	20x40	120/140/160/200	
GST05-2/3	25x50	120/140/160/200	120/140/160
GST06-1	25x50	160/200	

	Output design		
	V	K	L
	d x l [mm]	Φa2 [mm]	Φa2 [mm]
GST06-2/3	30x60	160/200	160/200
GST07-1	30x60	200/250	
GST07-2/3	40x80	200/250	200/250
GST09-1	40x80	250/300	
GST09-2/3	50x100	250/300	250/300
GST11-2/3	60x120	300/350	300/350
GST14-2/3	80x160	350/400	350/400

Mounting position (A...F) and position of system blocks (1...6)

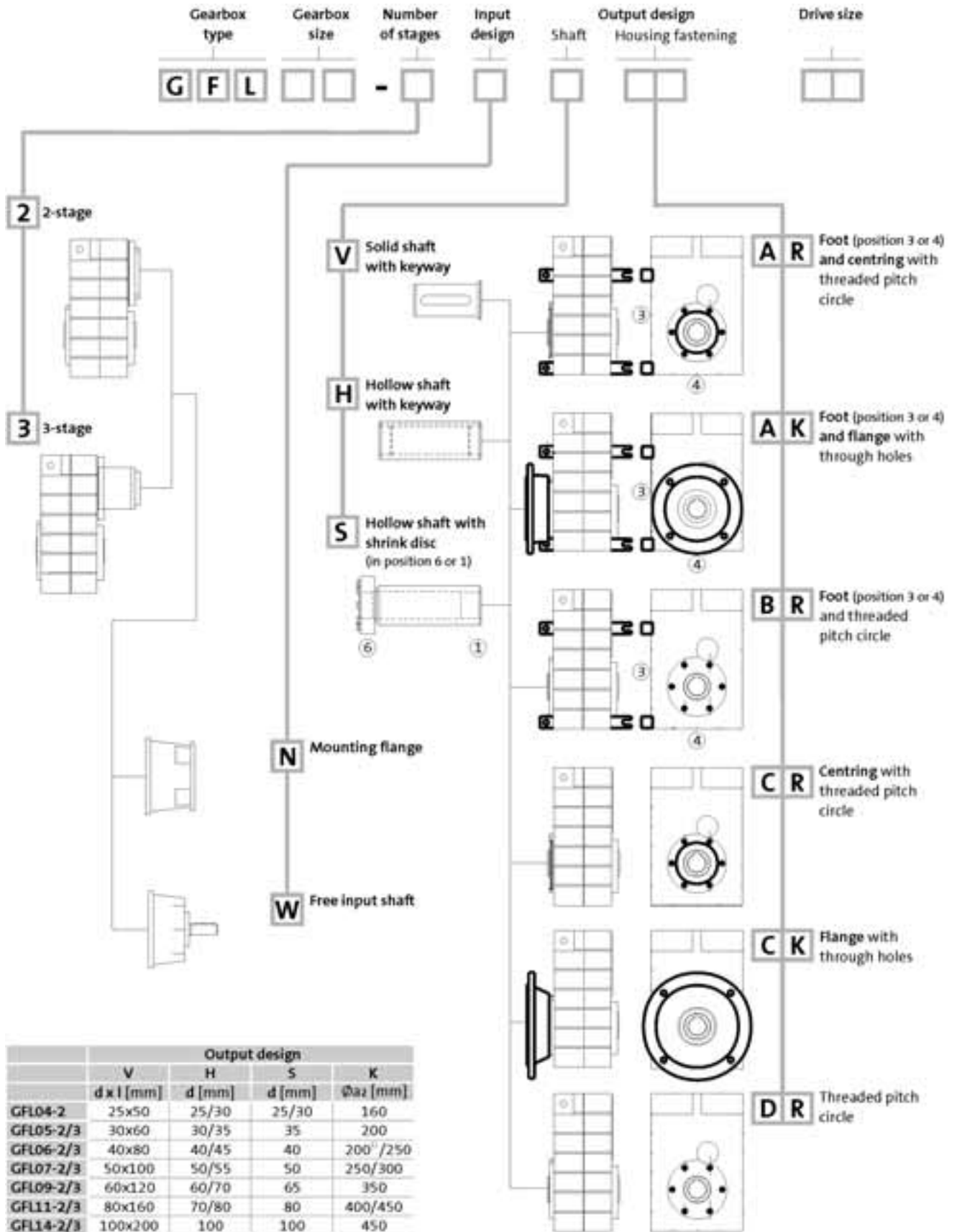


Gearbox designs

Basic versions	
Surfaces and corrosion protection	No OKS (unpainted, aluminium housing for GST03 OKS-G (primer: grey) OKS-S (paint: RAL 7012)
Lubricant	CLP 460 (mineral)
Ventilation	Oil control plugs for GST05 ... 14 Breather elements for GST06 ... 14

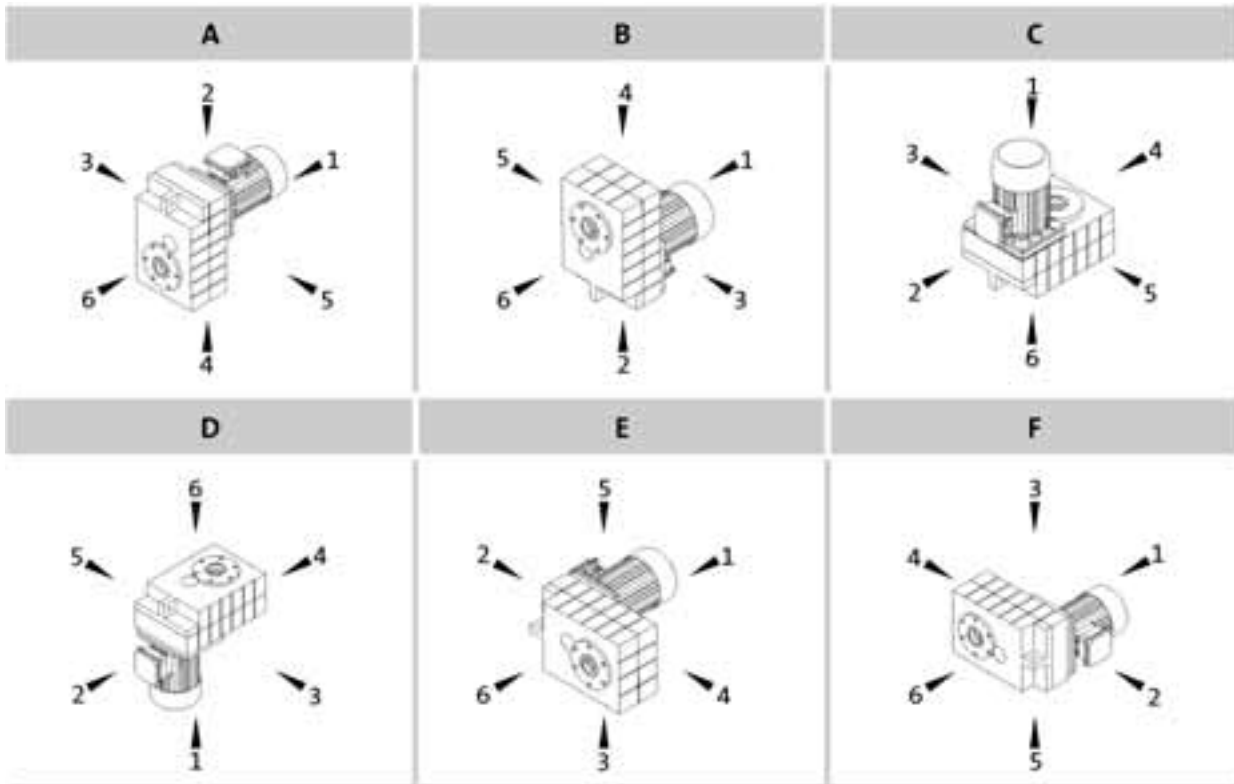
Options	
Surfaces and corrosion protection	OKS-G (primer: grey) for GST03-2 OKS-S (special paint according to RAL) OKS-M (special paint according to RAL) OKS-L (special paint according to RAL)
Lubricant	CLP HC 320 (synthetic) CLP HC 220 USDA H1 (synthetic)
Shaft sealing rings	Driven shaft: Viton
Bearings	Driven shaft: reinforced for GST04 ... 09-2/3
Ventilation	Breather elements for GST05 Compensation reservoir for GST09 ... 14-2 in mounting position C
Nameplate	Metal nameplate (loosely enclosed) Adhesive nameplate (loosely enclosed)

### Shaft-mounted helical gearbox



<sup>1)</sup> Only in the case of H and S type of output

Mounting position (A...F) and position of system blocks (1...6)



Hollow shaft: 0  
Solid shaft: 6  
Hollow shaft with shrink disc: 1, 6

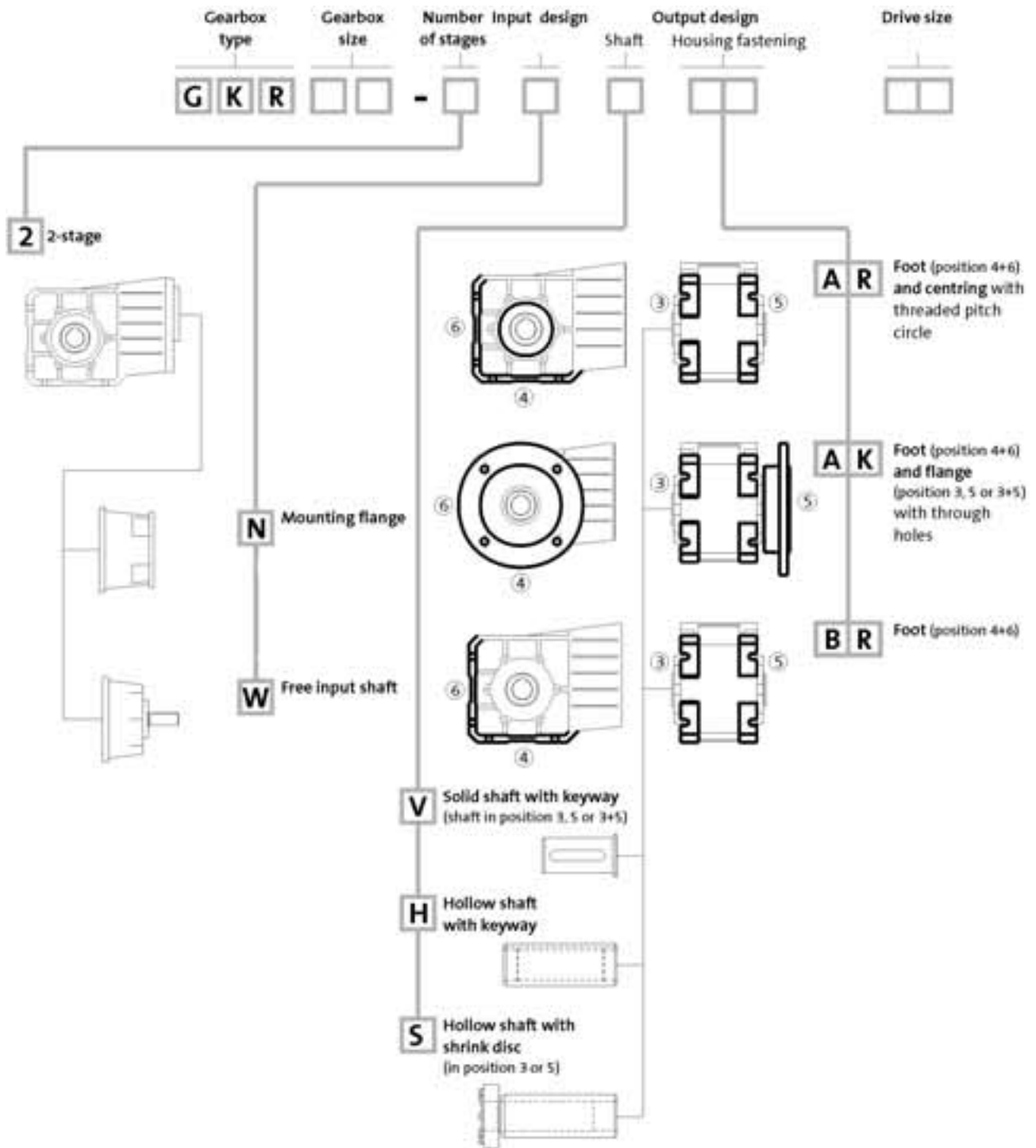
Without foot: 0  
Foot: 3, 4

Gearbox designs

Basic versions	
Surfaces and corrosion protection	OKS-G (primer: grey) OKS-S OKS-S (paint: RAL 7012)
Lubricant	CLP 460 (mineral)
Ventilation	Oil control plugs for GFL05 ... 14 Breather elements for GFL06 ... 14

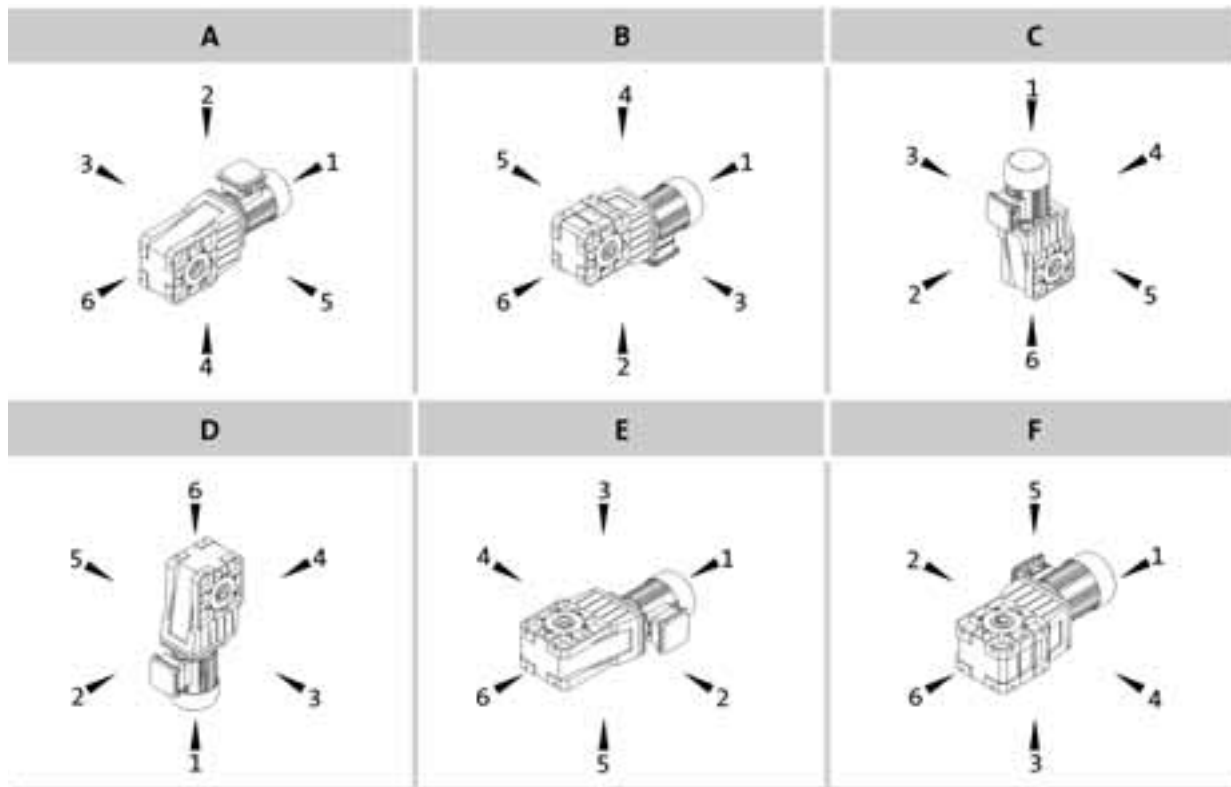
Options	
Surfaces and corrosion protection	OKS-S (special paint according to RAL) OKS-M (special paint according to RAL) OKS-L (special paint according to RAL)
Lubricant	CLP HC 320 (synthetic) CLP HC 220 USDA H1 (synthetic)
Shaft sealing rings	Driven shaft: Viton
Ventilation	Breather elements for GFL05 Compensation reservoir for GFL09 ... 14-2 in mounting position C
Accessories	Rubber buffer for torque plate Shrink disc cover Mounting set for hollow shaft circlip
Nameplate	Metal nameplate (loosely enclosed) Adhesive nameplate (loosely enclosed)

### Bevel gearbox



	Output design			
	V	H	S	K
	d x l [mm]	d [mm]	d [mm]	Φax [mm]
GKR03-2	20x40	18/20	20	110/120
GKR04-2	20x40	20/25	20	120/160
GKR05-2	30x60	30/35	30/35	160/200
GKR06-2	35x70	40/45	40	200/250

Mounting position (A...F) and position of system blocks (1...6)



Hollow shaft: 0  
Solid shaft: 3, 5, 8 (3+5)  
Hollow shaft with shrink disc: 3, 5

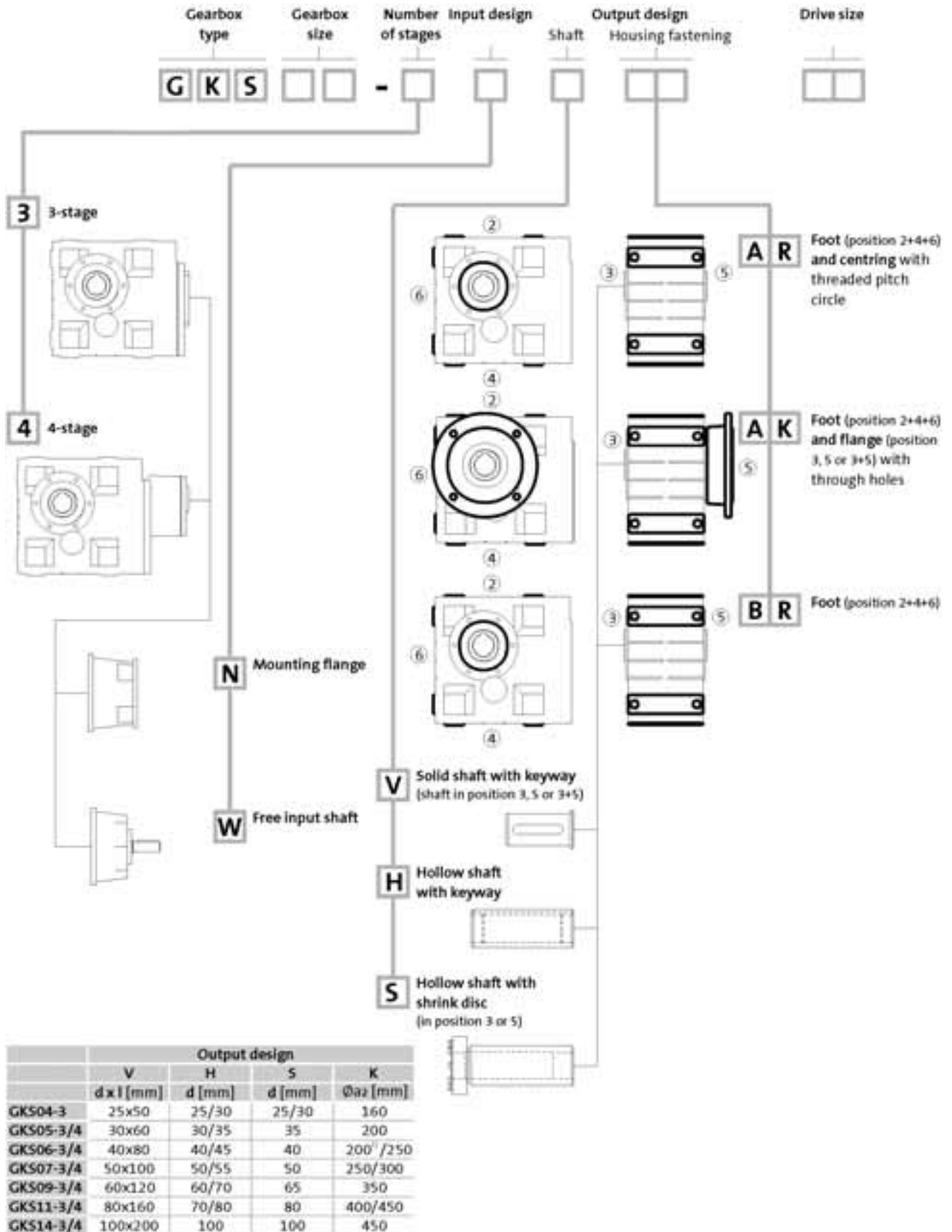
Without flange: 0  
Flange: 3, 5, 8 (3+5)

Gearbox designs

Basic versions	
Surfaces and corrosion protection	No OKS (unpainted, aluminium housing) OKS-S (paint: RAL 7012)
Lubricant	CLP 460 (mineral)
Ventilation	Breather elements for GKR06

Options	
Surfaces and corrosion protection	OKS-G (primer: grey) OKS-S (special paint according to RAL) OKS-M (special paint according to RAL) OKS-L (special paint according to RAL)
Lubricant	CLP HC 320 (synthetic) CLP HC 220 USDA H1 (synthetic)
Shaft sealing rings	Driven shaft: Viton
Accessories	Rubber buffer for torque plate (GKR03/04 only) Torque plate on threaded pitch cycle Housing foot torque plate (GKR05/06 only) 2nd output shaft end Shrink disc cover Hoseproof hollow shaft cover Mounting set for hollow shaft circlip
Nameplate	Metal nameplate (loosely enclosed) Adhesive nameplate (loosely enclosed)

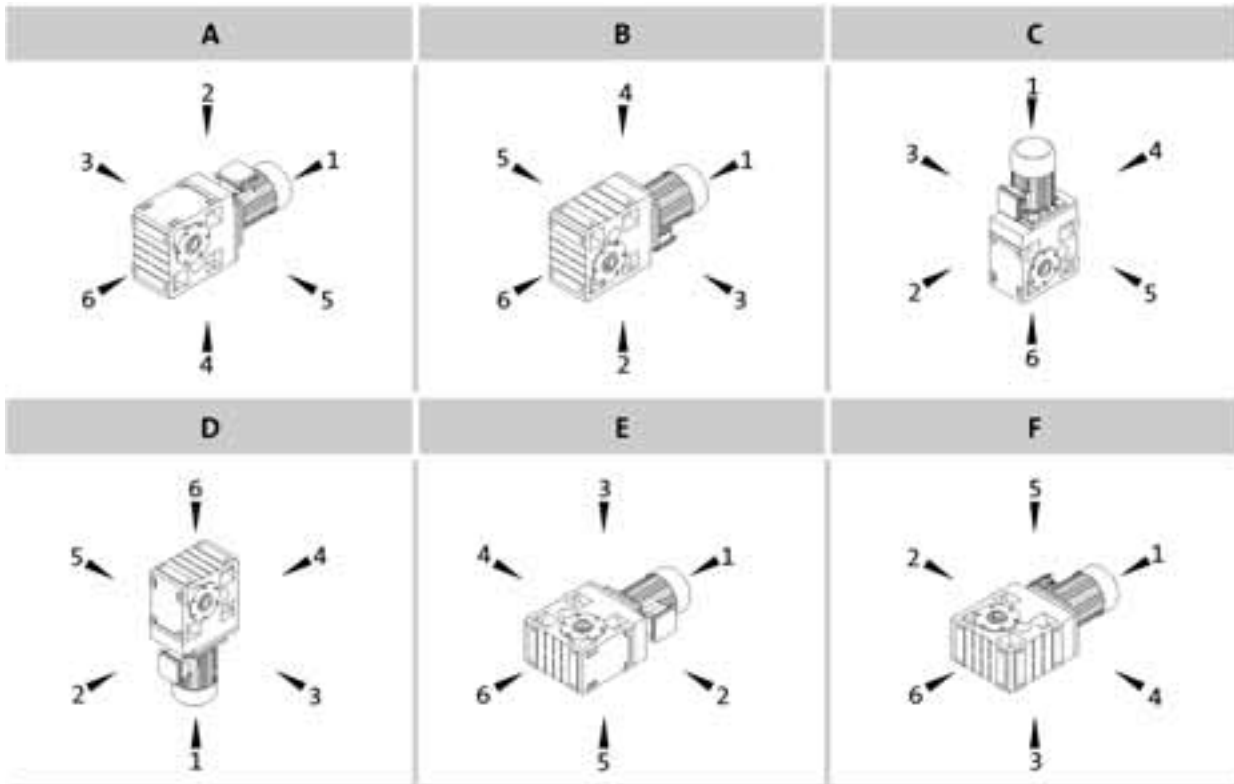
### Helical-bevel gearbox



<sup>1)</sup> Only in the case of H and S type of output



Mounting position (A...F) and position of system blocks (1...6)



Hollow shaft: 0  
Solid shaft: 3, 5, 8 (3+5)  
Hollow shaft with shrink disc: 3, 5

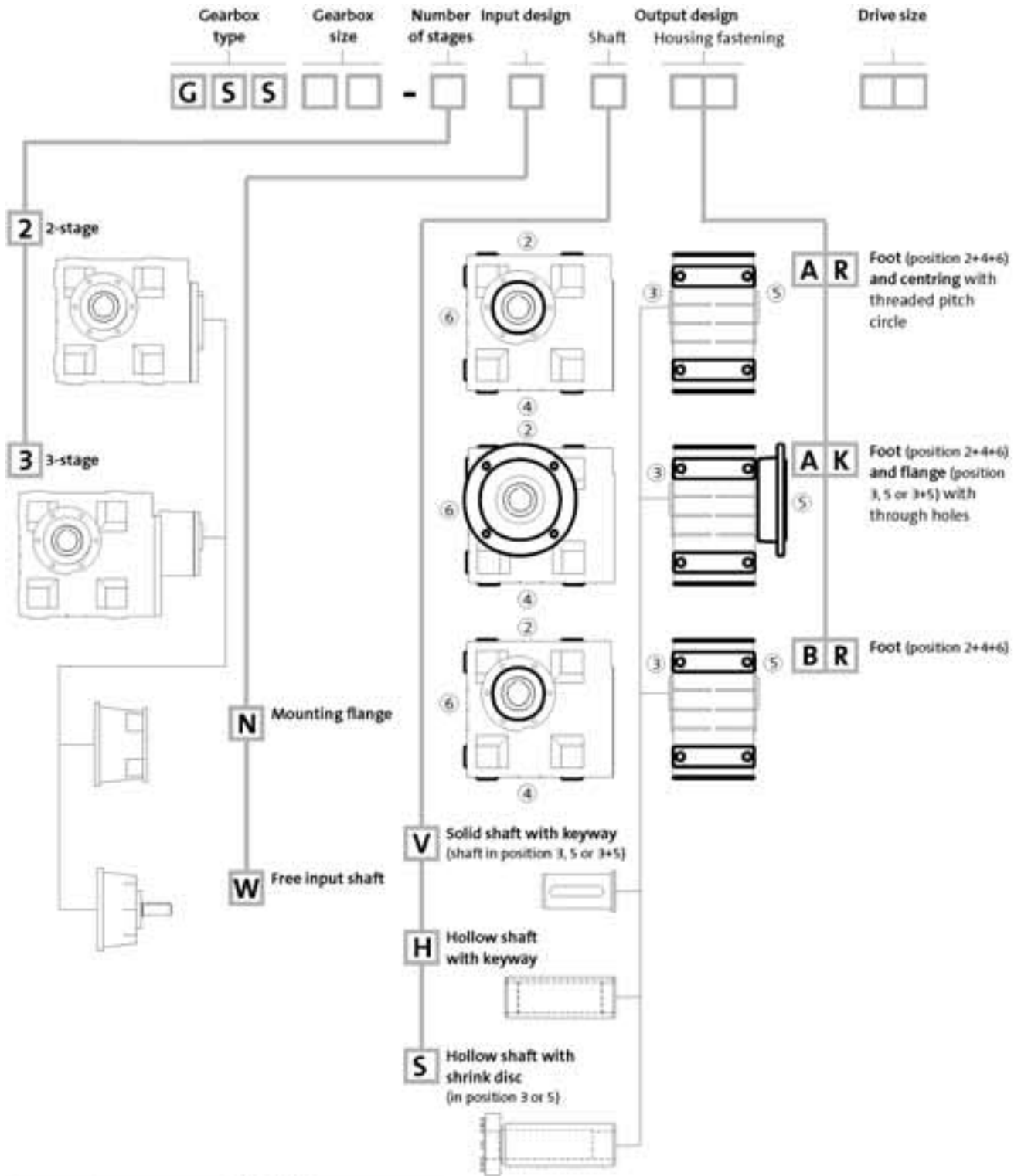
Without flange: 0  
Flange: 3, 5, 8 (3+5)

Gearbox designs

Basic versions	
Surfaces and corrosion protection	OKS-G (primer: grey) OKS-S (paint: RAL 7012)
Lubricant	Lubricant CLP 460 (mineral)
Ventilation	Oil control plugs for GKS05 ... 14 Breather elements for GKS06 ... 14

Options	
Surfaces and corrosion protectionj	OKS-S (special paint according to RAL) OKS-M (special paint according to RAL) OKS-L (special paint according to RAL)
Lubricant	CLP HC 320 (synthetic) CLP HC 220 USDA H1 (synthetic)
Shaft sealing rings	Driven shaft: Viton
Ventilation	Breather elements for GKS05 Compensation reservoir for GKS09 ... 14-3 in mounting position C
Accessories	Torque plate on threaded pitch cycle Housing foot torque plate 2nd output shaft end Shrink disc cover Hoseproof hollow shaft cover Mounting set for hollow shaft circlip
Nameplate	Metal nameplate (loosely enclosed) Adhesive nameplate (loosely enclosed)

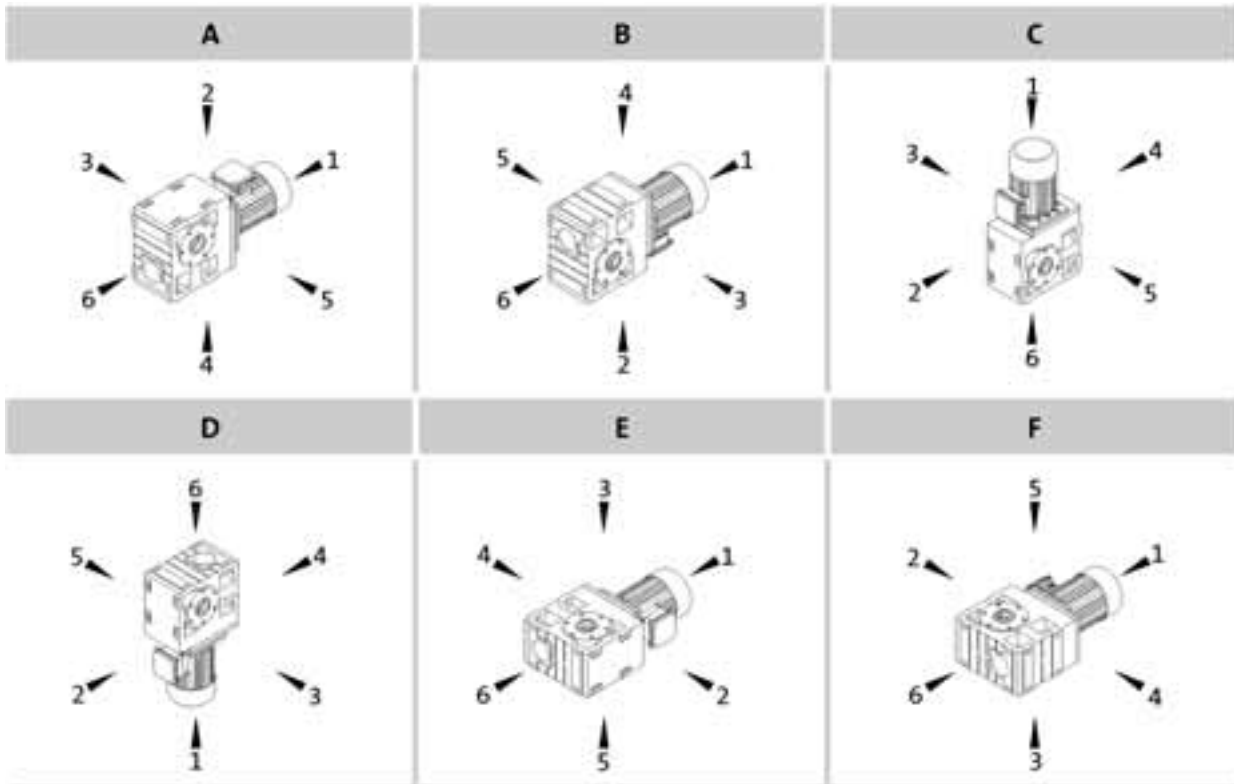
### Helical-worm gearbox



	Output design			
	V	H	S	K
	d x l [mm]	d [mm]	d [mm]	Øa2 [mm]
GSS04-2	25x50	25/30	25/30	160
GSS05-2/3	30x60	30/35	35	200
GSS06-2/3	40x80	40/45	40	200 / 250
GSS07-2/3	50x100	50/55	50	250/300

<sup>1)</sup> Only in the case of H and S type of output

Mounting position (A...F) and position of system blocks (1...6)



Hollow shaft: 0  
Solid shaft: 3, 5, 8 (3+5)  
Hollow shaft with shrink disc: 3, 5

Without flange: 0  
Flange: 3, 5, 8 (3+5)  
Terminal box / motec:

Gearbox designs

Basic versions	
Surfaces and corrosion protection	OKS-G (primer: grey) OKS-S (paint: RAL 7012)
Lubricant	Lubricant CLP PG 460 (synthetic)
Ventilation	Oil control plugs for GSS05 ... 07 Breather elements for GSS05 ... 07

Options	
Surfaces and corrosion protection	OKS-S (special paint according to RAL) OKS-M (special paint according to RAL) OKS-L (special paint according to RAL)
Lubricant	CLP HC 220 USDA H1 (synthetic)
Shaft sealing rings	Driven shaft: Viton
Accessories	Torque plate on threaded pitch cycle Housing foot torque plate 2nd output shaft end Shrink disc cover Hoseproof hollow shaft cover Mounting set for hollow shaft circlip
Nameplate	Metal nameplate (loosely enclosed) Adhesive nameplate (loosely enclosed)

### Gearboxes

▶ **Compact**

The modular concept and the high power density due to ground gears with optimised teeth profiles make extremely compact designs possible.

▶ **Adaptable and compatible**

Lenze gearboxes can be adapted to almost any drive task, thanks to the variety of input and output designs that are available.

▶ **Easy to integrate**

Highly functional housings enable Lenze gearboxes to be integrated into the machine environment easily.

▶ **Quiet**

Optimised geometry of the gear teeth minimises noise generation.

▶ **Closely stepped output speed**

The large ratio ranges of the gearboxes combined with the small ratio step  $\varphi = 1.12$  enable the required output speed to be selected with precision.

▶ **Reduced backlash**

The two-stage basic concept (helical-bevel gearboxes are three-stage), low-backlash connections and the high quality of the teeth (due to precision manufacturing) result in reduced output backlash in comparison with similar gearboxes.

### Permissible output torques

Helical gearbox	GST03	GST04	GST05	GST06	GST07	GST09	GST11	GST14
Output torques [Nm]	45	73	172	375	710	1623	2933	5920
Shaft-mounted helical gearbox		GFL04	GFL05	GFL06	GFL07	GFL09	GFL11	GFL14
Output torques [Nm]		190	345	657	1378	3170	5952	11615
Bevel gearbox	GKR03	GKR04	GKR05	GKR06				
Output torques [Nm]	45	90	240	450				
Helical-bevel gearbox	GKS03	GKS04	GKS05	GKS06	GKS07	GKS09	GKS11	GKS14
Output torques [Nm]		190	331	702	1330	3080	6072	11784
Helical-worm gearbox		GSS04	GSS05	GSS06	GSS07			
Output torques [Nm]		180	360	720	1250			

Please note that the permissible output torques may reduce depending on the ratio.

# General information

## List of abbreviations

$\alpha$	[°]	Angle of action of radial force
$\eta_A$	[%]	Mechanical start-up efficiency of gearbox
$\eta_{c=1}$	[%]	Gearbox efficiency with $c=1$
$\eta_G$	[%]	Gearbox efficiency
$\varphi$	-	Ratio step
$c$	-	Load capacity of geared motors
$f_\alpha$	-	Effective direction factor at output shaft
$F_a$	[N]	Applied axial force
$F_{a\text{Tab}}$	[N]	Table value of axial force
$F_{a\text{perm}}$	[N]	Permissible axial force
$F_r$	[Hz]	Rated frequency
$F_r$	[N]	Applied radial force
$F_{r\text{Tab}}$	[N]	Table value of radial force
$F_{r\text{perm}}$	[N]	Permissible radial force
$f_w$	-	Load application factor at output shaft
$f_z$	-	Additional radial force factor of transmission element
$i$	-	Ratio
$J_G$	[kgm <sup>2</sup> ]	Moment of inertia of the gearbox reduced on the input shaft
$J_z$	[kgm <sup>2</sup> ]	Additional moment of inertia
$k$	-	Application factor (according to DIN 3990)

$m$	[kg]	Mass
$M_1$	[Nm]	Input torque
$M_2$	[Nm]	Output torque
$M_{2\text{perm}}$	[Nm]	Permissible output torque
$n_1$	[rpm]	Input speed
$n_2$	[rpm]	Output speed
$n_L$	[rpm]	Load speed
$P_1$	[kW]	Input power
$P_{1\text{perm}}$	[kW]	Permissible input power
$P_{\text{req}}$	[kW]	Required input power
$P_r$	[kW]	Rated power
$T_{\text{amb}}$	[°C]	Ambient temperature

<b>CE</b>	Communauté Européenne
<b>DIN</b>	Deutsches Institut für Normung
<b>EN</b>	Europäische Norm
<b>IEC</b>	International Electrotechnical Commission
<b>IM</b>	International Mounting Code
<b>NEMA</b>	National Electrical Manufacturers Association
<b>USDA</b>	United States Department of Agriculture

### General information about the data provided in this catalogue

#### Powers, torques and speeds

The powers, torques and speeds specified in this catalogue are rounded values and are valid under the following conditions:

- ▶ Operating time/day = 8 h (100% OT)
- ▶ Duty class I for up to 10 switching operations/h
- ▶ Mounting positions and designs in this catalogue
- ▶ Standard lubricant
- ▶  $f_{\text{mains}} = 50/60$  Hz constant
- ▶  $T_{\text{amb}} = 20^{\circ}\text{C}$  for gearboxes
- ▶ Site altitude  $< = 1000$  m amsl
- ▶ The selection tables provide the permissible mechanical powers and torques. For notes on the thermal power limit, see page 2-3.
- ▶ Under different operating conditions, the values obtained may vary from those listed here. In the case of extreme operating conditions, please consult your Lenze sales office.

**We aim to process your order quickly and accurately. Therefore, please ensure that your order details are complete.**

In order to receive the correct products in good time, please provide the following information:

- ▶ Your address and order data
- ▶ Our product keys for the individual products in this catalogue
- ▶ Your delivery details, such as delivery date and delivery address

### **Ordering procedure**

Use the ordering details checklist to establish the order details required for the individual products.

You will find the ordering details checklist, product key, basic designs, options, mounting position and system block position in the General Information – Product key chapter.

A list of Lenze sales offices can be found at the end of this catalogue.

To the Lenze sales office

Page \_\_ of \_\_

Order

Quotation

1

Fax no. \_\_\_\_\_

From

Customer no.

\_\_\_\_\_  
Company

--	--	--	--	--	--	--	--	--	--

\_\_\_\_\_  
Street/PO Box

\_\_\_\_\_  
Order no.

\_\_\_\_\_  
City Post code

\_\_\_\_\_  
Contact name

\_\_\_\_\_  
Date Signature

\_\_\_\_\_  
Department

\_\_\_\_\_  
Tel. no.

Delivery address (if different)

\_\_\_\_\_  
Street

\_\_\_\_\_  
City Post code

Invoice to (if different)

\_\_\_\_\_  
Street/PO Box

\_\_\_\_\_  
City Post code

Requested delivery date \_\_\_\_\_

Despatch information \_\_\_\_\_

\_\_\_\_\_



--	--	--	--	--	--	--	--

Customer no.

Order no.

--

Quantity

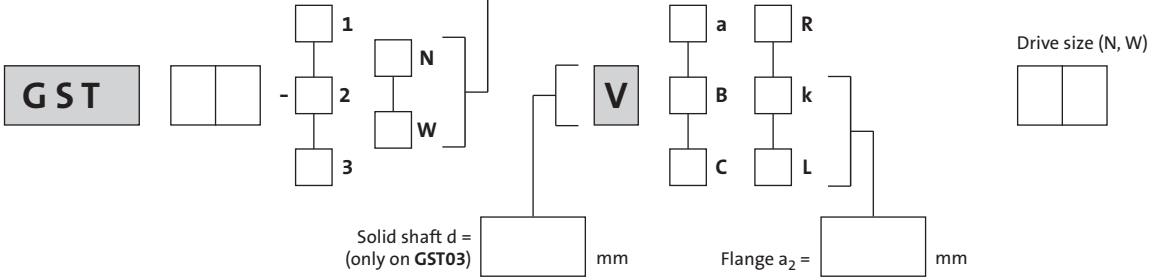
i =

--

$n_1 =$

--

rpm



### Other ordering data

Mounting position

<b>A</b>	<b>B</b>	<b>C</b>	<b>D</b>	<b>E</b>	<b>F</b>
<input type="checkbox"/>	<input type="checkbox"/>	<input type="checkbox"/>	<input type="checkbox"/>	<input type="checkbox"/>	<input type="checkbox"/>

Surface and corrosion protection

<b>GST 03</b>	<input type="checkbox"/> no surface and corrosion protection system (not painted)
<b>GST 04...14</b>	<input type="checkbox"/> OKS-S RAL 7012 colour <span style="margin-left: 150px;"><input type="checkbox"/> OKS-G (primed)</span>

### Options

Special lubricant

<input type="checkbox"/> CLP HC 320 (synthetic)	<input type="checkbox"/> CLP HC 220 USDA H1 (for the food and beverages industry)
---	---

Output shaft bearing

Reinforced bearings for **GST 04...09 - 2**

Shaft sealing rings

Viton

Gearbox with mounting flange  
GST 03...14 - 1...3N

<input type="checkbox"/> Clamping hub	<input type="checkbox"/> Clamping ring hub
---------------------------------------	--

Ventilation

<input type="checkbox"/> Breather elements for <b>GST 05...07</b>	<input type="checkbox"/> compensation reservoir in mounting position C for <b>GST 09...14</b>
---	---

Surface and corrosion protection

<input type="checkbox"/> OKS-S (small)	<input type="checkbox"/> OKS-M (medium)	RAL <input style="width: 50px;" type="text"/>
<input type="checkbox"/> OKS-L (large)	<input type="checkbox"/> OKS-G (primed) only for GST 03	

# General information

## Shaft-mounted helical gearbox ordering details checklist

Page \_\_\_

--	--	--	--	--	--	--	--	--	--

Customer no.

Order no.

Quantity

i =

$n_1 =$   rpm

**G F L**

2  
3

N  
W

V

H

S

a

B

C

D

R

k

Drive size (N, W)

Hollow shaft d =  mm

Flange  $a_2 =$   mm

### Other ordering data

Mounting position

<input type="checkbox"/> A	<input type="checkbox"/> B	<input type="checkbox"/> C	<input type="checkbox"/> D	<input type="checkbox"/> E	<input type="checkbox"/> F
----------------------------	----------------------------	----------------------------	----------------------------	----------------------------	----------------------------

Position of system blocks  
(mark non-fixed positions with 0)

Shaft/shrink disc

<input type="checkbox"/> 0	<input type="checkbox"/> 6	<input type="checkbox"/> 1
----------------------------	----------------------------	----------------------------

Foot

<input type="checkbox"/> 0	<input type="checkbox"/> 3	<input type="checkbox"/> 4
----------------------------	----------------------------	----------------------------

Surface and corrosion protection

OKS-S  
RAL 7012 colour

OKS-G  
(primed)

### Options

Special lubricant

CLP HC 320 (synthetic)

CLP HC 220 USDA H1  
(for the food and beverages industry)

Accessories

Rubber buffer set for torque plate

Shrink disc cover

Hollow shaft circlip mounting set

Shaft sealing rings

Viton

Gearbox with mounting flange  
GFL 04...14 - 2...3N

Clamping hub

Clamping ring hub

Ventilation

Breather elements for  
GFL 05...07

compensation reservoir in mounting position C for  
GFL 09...14

Surface and corrosion protection

OKS-S  
(small)

OKS-M  
(medium)

RAL

OKS-L  
(large)

OKS-G  
(primed)



--	--	--	--	--	--	--	--

Customer no.

Order no. \_\_\_\_\_

Quantity

i =

$n_1 =$

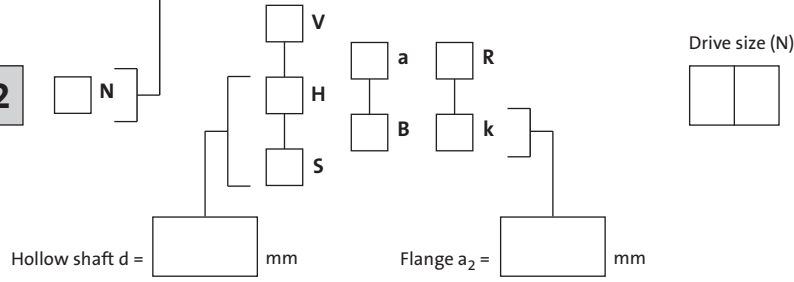
rpm

G K R

--	--

- **2**

N
---



### Other ordering data

Mounting position

<input type="checkbox"/> A	<input type="checkbox"/> B	<input type="checkbox"/> C	<input type="checkbox"/> D	<input type="checkbox"/> E	<input type="checkbox"/> F
----------------------------	----------------------------	----------------------------	----------------------------	----------------------------	----------------------------

Position of system blocks  
(mark non-fixed positions with 0)

Shaft/shrink disc	Flange
<input type="checkbox"/> 0 <input type="checkbox"/> 3 <input type="checkbox"/> 5 <input type="checkbox"/> 8	<input type="checkbox"/> 0 <input type="checkbox"/> 3 <input type="checkbox"/> 5 <input type="checkbox"/> 8

Surface and corrosion protection

no surface and corrosion protection system (not painted)

### Options

Special lubricant

<input type="checkbox"/> CLP HC 320 (synthetic)	<input type="checkbox"/> CLP HC 220 USDA H1 (for the food and beverages industry)
---	---

Accessories

<input type="checkbox"/> Rubber buffer for torque plate (GKR 03/04 only)	<input type="checkbox"/> Torque plate threaded pitch circle
<input type="checkbox"/> Housing foot torque plate (GKR 05/06 only)	<input type="checkbox"/> Hollow shaft circlip mounting set
<input type="checkbox"/> 2nd output shaft end	<input type="checkbox"/> Hoseproof hollow shaft cover
<input type="checkbox"/> Shrink disc cover	

Shaft sealing rings

Viton

Gearbox with mounting flange  
GKR 03...06 - 2N

<input type="checkbox"/> Clamping hub	<input type="checkbox"/> Clamping ring hub
---------------------------------------	--

Surface and corrosion protection

<input type="checkbox"/> OKS-S (small)	<input type="checkbox"/> OKS-M (medium)	RAL <input style="width: 60px;" type="text"/>
<input type="checkbox"/> OKS-L (large)	<input type="checkbox"/> OKS-G (primed)	

# General information

## Helical-bevel gearbox ordering details checklist

Page \_\_\_

--	--	--	--	--	--	--	--	--	--	--	--

Customer no.

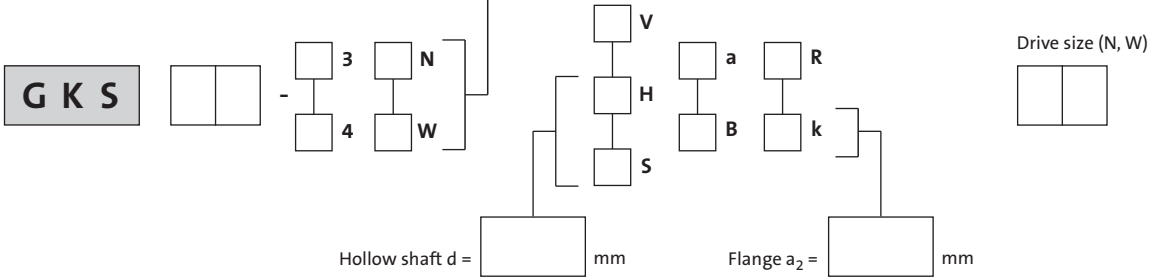
Order no.

Quantity

i =

$n_1 =$

rpm



### Other ordering data

Mounting position

<input type="checkbox"/> A	<input type="checkbox"/> B	<input type="checkbox"/> C	<input type="checkbox"/> D	<input type="checkbox"/> E	<input type="checkbox"/> F
----------------------------	----------------------------	----------------------------	----------------------------	----------------------------	----------------------------

Position of system blocks  
(mark non-fixed positions with 0)

Shaft/shrink disc				Flange			
<input type="checkbox"/> 0	<input type="checkbox"/> 3	<input type="checkbox"/> 5	<input type="checkbox"/> 8	<input type="checkbox"/> 0	<input type="checkbox"/> 3	<input type="checkbox"/> 5	<input type="checkbox"/> 8

Surface and corrosion protection

<input type="checkbox"/> OKS-S RAL 7012 colour	<input type="checkbox"/> OKS-G (primed)
---	--

### Options

Special lubricant

<input type="checkbox"/> CLP HC 320 (synthetic)	<input type="checkbox"/> CLP HC 220 USDA H1 (for the food and beverages industry)
---	--

Accessories

<input type="checkbox"/> Torque plate on housing foot	<input type="checkbox"/> Torque plate threaded pitch circle
<input type="checkbox"/> 2nd output shaft end	<input type="checkbox"/> Hollow shaft circlip mounting set
<input type="checkbox"/> Shrink disc cover	<input type="checkbox"/> Hoseproof hollow shaft cover

Shaft sealing rings

Viton

Gearbox with mounting flange  
GKS 04...14 - 3...4N

<input type="checkbox"/> Clamping hub	<input type="checkbox"/> Clamping ring hub
---------------------------------------	--

Ventilation

<input type="checkbox"/> Breather elements for GKS 05...07	<input type="checkbox"/> compensation reservoir in mounting position C for GKS 09...14
---	---

Surface and corrosion protection

<input type="checkbox"/> OKS-S (small)	<input type="checkbox"/> OKS-M (medium)	RAL <input type="text"/>
<input type="checkbox"/> OKS-L (large)	<input type="checkbox"/> OKS-G (primed)	

--	--	--	--	--	--	--	--	--	--

Customer no.

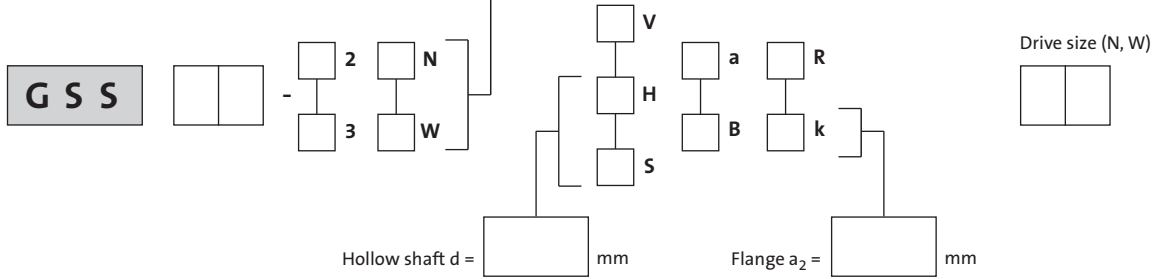
Order no.

Quantity

i =

$n_1 =$

rpm



### Other ordering data

Mounting position

<b>A</b>	<b>B</b>	<b>C</b>	<b>D</b>	<b>E</b>	<b>F</b>
<input type="checkbox"/>	<input type="checkbox"/>	<input type="checkbox"/>	<input type="checkbox"/>	<input type="checkbox"/>	<input type="checkbox"/>

Position of system blocks  
(mark non-fixed positions with 0)

Shaft/shrink disc				Flange			
<b>0</b>	<b>3</b>	<b>5</b>	<b>8</b>	<b>0</b>	<b>3</b>	<b>5</b>	<b>8</b>
<input type="checkbox"/>	<input type="checkbox"/>	<input type="checkbox"/>	<input type="checkbox"/>	<input type="checkbox"/>	<input type="checkbox"/>	<input type="checkbox"/>	<input type="checkbox"/>

Surface and corrosion protection

<input type="checkbox"/> OKS-S RAL 7012 colour	<input type="checkbox"/> OKS-G (primed)
---	--

### Options

Special lubricant

CLP HC 220 USDA H1  
(for the food and beverages industry)

Accessories

<input type="checkbox"/> Torque plate on housing foot	<input type="checkbox"/> Torque plate threaded pitch circle
<input type="checkbox"/> 2nd output shaft end	<input type="checkbox"/> Hollow shaft circlip mounting set
<input type="checkbox"/> Shrink disc cover	<input type="checkbox"/> Hoseproof hollow shaft cover

Shaft sealing rings

Viton

Gearbox with mounting flange  
GSS 04...07 - 2...3N


<input type="checkbox"/> Clamping hub	<input type="checkbox"/> Clamping ring hub
---------------------------------------	--

Ventilation

Breather elements for  
GSS 05...07

Surface and corrosion protection

<input type="checkbox"/> OKS-S (small)	<input type="checkbox"/> OKS-M (medium)	RAL <input style="width: 50px;" type="text"/>
<input type="checkbox"/> OKS-L (large)	<input type="checkbox"/> OKS-G (primed)	



# Drive dimensioning | L-force gearboxes

## Dimensioning

Load capacity c	2-2
Application factor k	2-2
Thermal power limit	2-3

## Gearbox designs

General data	2-4
Gearbox with mounting flange	
Design <b>N</b>	2-5
Gearbox with free input shaft	
Design <b>W</b>	2-7
Ventilation	2-8
Lubricants	2-9
Surfaces and corrosion protection	2-10

### Load capacity c

Rated value for the load capacity.

► c is the ratio of the permissible rated torque of the gearbox to the rated torque supplied by the drive component (e.g. the built-in Lenze motor).

► The value of c must always be greater than the value of the application factor k calculated for the application.

$$c = \frac{M_{2, \text{perm}}}{M_{1N} \cdot i \cdot \eta_{\text{gearbox}}} > k$$

### Application factor k

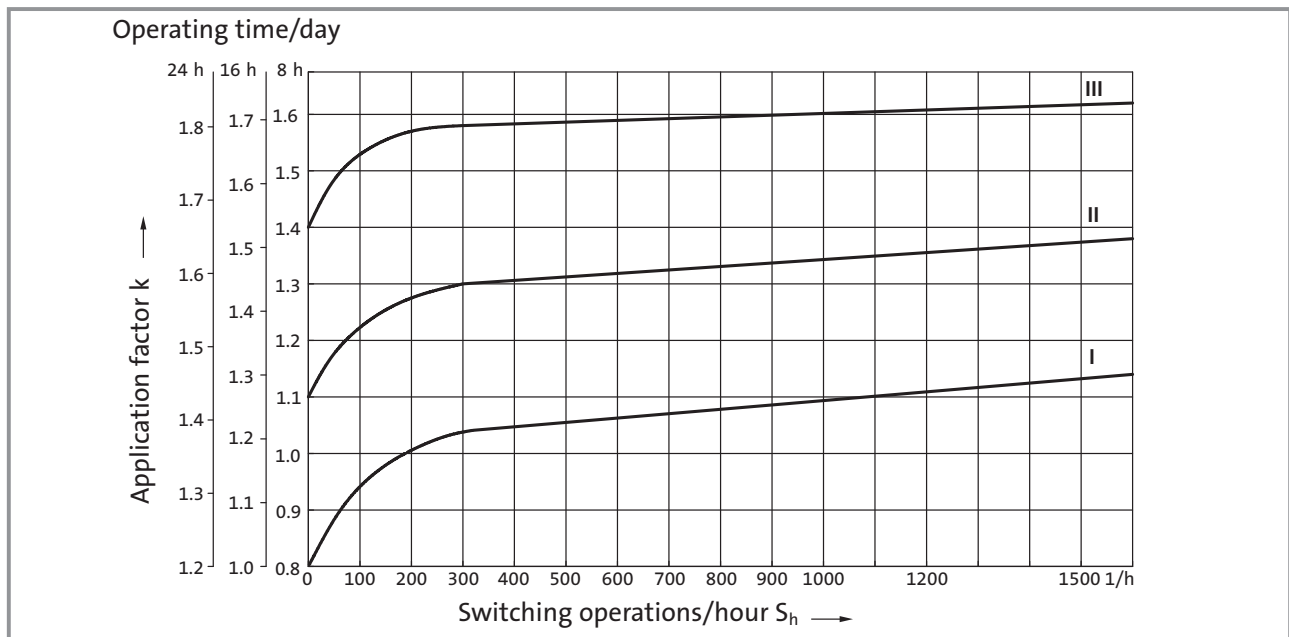
(according to DIN 3990)

Takes into account the influence of temporally variable loads which are actually present during the anticipated operating time of gearboxes and geared motors.

k is determined by:

- The type of load
- The load intensity
- Temporal influences

Duty class	Type of load
I	Smooth running, minor or negligible shocks
II	Irregular running, average shocks
III	Irregular running, major shocks and/or <b>alternating load</b>







### Thermal power limit

The permissible gearbox permanent power is restricted by:

- ▶ The mechanical power, defined by the material strength of the individual components or
- ▶ The thermal power limit, defined by the heat balance

The thermal power limit may be lower than the mechanical power rating indicated in the selection tables.

The thermal power limit is determined by:

- ▶ The churning losses associated with the lubricant. These are determined by the mounting position and circumferential speed of the gears.
- ▶ The load and the speed
- ▶ The ambient conditions: temperature, air circulation, heat input or dissipation via shafts and the foundation.

Please contact your Lenze sales office

- ▶ if the following input speeds  $n_1$  are **continuously exceeded** (more than 8h/day):

Drive size	Mounting positions A, B, E, F	Mounting positions C, D
□A ... □E	3000 rpm	3000 rpm
□F ... □G	3000 rpm	1500 rpm
□H ... □K	2000 rpm	1500 rpm

- ▶ if the following input speeds  $n_1$  are **briefly exceeded**:

Drive size	Mounting positions A, B, E, F	Mounting positions C, D
□A ... □E	4000 rpm	3000 rpm
□F ... □G	4000 rpm	2000 rpm
□H ... □K	2000 rpm	1500 rpm

- ▶ or if the following combinations of gearbox type, gearbox size and ratio occur with an input speed of  $n_1 > 1500$  rpm

Gearbox type	Gearbox size	Ratio $i$
Helical gearbox GST	07, 09, 11, 14	$\leq 10$
Shaft-mounted helical gearbox GFL	07, 09, 11, 14	$\leq 16$
Helical-bevel gearbox GKS	07, 09, 11, 14	$\leq 25$

### Possible ways of extending the power range:

- ▶ Synthetic lubricant (option)
- ▶ Shaft sealing rings made from FP material/Viton (option)
- ▶ Reducing the amount of lubricant
- ▶ Cooling the geared motor by air convection on the machine/system

### General data

		GST	GFL	GKR	GKS	GSS
<b>Housing</b>	Design	Cuboid				
	Material	Aluminium/Cast iron				
<b>Solid shaft</b>	Design	With keyway to DIN 6885				
	Tolerance	k6 (d ≤ 50 mm) m6 (d > 50 mm)				
	Material	Tempered steel C45/42CrMo4				
<b>Hollow shaft</b>	Design	–	–	H: With keyway S: Smooth		
	Tolerance	–	Bore to ISO H7 (measured with plug gauge)			
	Material	–	Tempered steel C45			
<b>Toothed parts</b>	Design	Optimised tooth flanks and profile geometry Ground tooth flanks				
	Material	Case-hardened steel			Case-hardened steel, bronze worm gear	
<b>Shaft-hub connection</b>		1st stage/prestage/helical (bevel) gearbox: Friction-type connection Output stage (= 2nd, 3rd or 4th stage): Friction-type or positive-fit connection				
<b>Shaft sealing rings</b>	Design	With dust lip				
	Material	NB/FP				
<b>Bearings</b>	Design	Ball bearing/tapered-roller bearing depending on size and design				
<b>Lubricants</b>	Design	In accordance with DIN 51502				
	Fill volumes	Depends on the mounting position ⇔ Operating Instructions				
<b>Mechanical efficiency</b>						
1-stage gearbox	[nc=1]	0.98	0.97 0.95	0.96	0.95 0.93	0.62 ... 0.92 <sup>1)</sup> 0.64 ... 0.92 <sup>1)</sup> ▶ depending on ratio ▶ at n <sub>1</sub> = 1400 rpm ▶ Housing at operating temperature and teeth run in
2-stage gearbox	[nc=1]					
3-stage gearbox	[nc=1]					
4-stage gearbox	[nc=1]					
Notes						

<sup>1)</sup> See ratio-dependent efficiency



### Gearbox with mounting flange design N

#### Mounting flange:

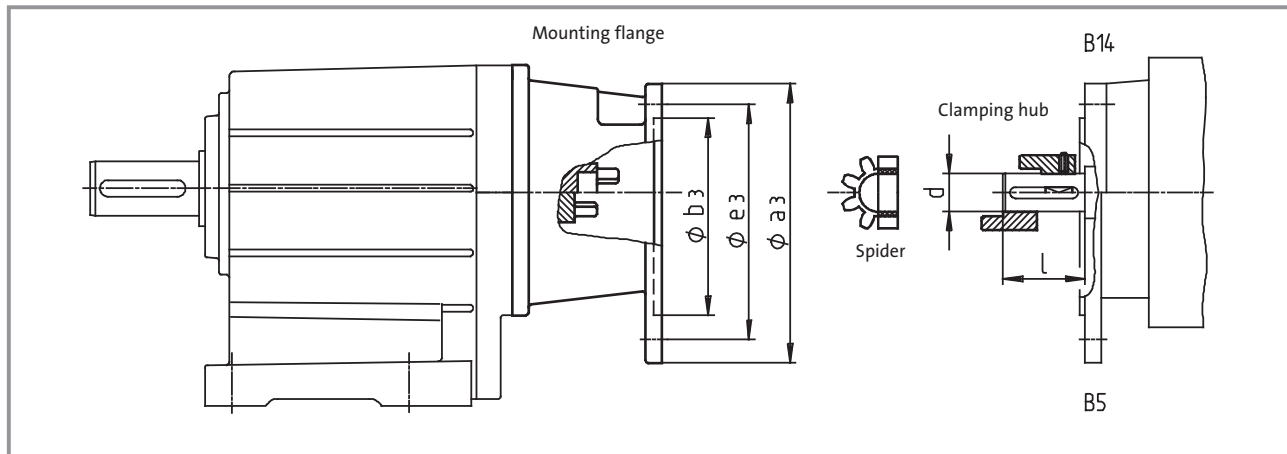
- ▶ Flange dimensions suitable for motors in accordance with IEC 72/DIN 42948 or NEMA
- ▶ Shaft in two bearings
- ▶ Gearbox coupling-half integrated in the shaft

#### Spider (coupling element):

- ▶ Torsionally rigid
- ▶ Isogonic
- ▶ Low backlash (backlash-free with clamping hub/ clamping ring hub)

#### Coupling hub:

- ▶ Standard: Coupling hub with keyway for motor shafts in accordance with IEC and NEMA
- ▶ Optional coupling hubs for frequent shocks and load alternation or reduced coupling backlash:
  - Clamping hub with tangential clamping screw for motor shafts with keyway, no backlash
  - Clamping ring hub for motor shafts without keyway, no backlash, recommended in particular for servo motors



### Geometric assignments for IEC standard motors

See the selection tables for gearboxes with mounting flanges for the permissible input powers and output torques.

IEC motors			Lenze drive size	Coupling hub		Mounting flange			Dimensions		
Size	Design	Flange size		Standard/clamping hub	Clamping ring hub	Flange	Pitch circle	Centring	d	$l_{min}$	$l_{max}$
					$a_3$	$e_3$	$b_3$				
63	B14	C90	1A/2B	●	●	90	75	60	11	23	23
		C160	6C	● <sup>1)</sup>		160	130	110		23	40
71	B14	C105	1B/3C	●	●	105	85	70	14	30	30
		C120	4C	●	●	120	100	80		25	40
		C160	2C	●	●	160	130	110		25	40
80	B14	C120	7C	●	●	120	100	80	19	25	40
			1C							25	40
		C160	2D	●	●	160	130	110		40	50
			3E							30	60
90	B14	C160	1D	●		160	130	110	24	50	50
			2E/2F	●	●					30	60
	B5	A200	4E/3F	●	●	188	165	130		50	50
100	B14	C160	1E/1F	●	●	160	130	110	28	30	60
112	B5	A250	2G	●	●	250	215	180		60	60
132	B5	A250	3G	●	●	250	215	180	38	80	80
			A300	1G/3H	●					●	300
160	B5	A350	1H	●	●	350	300	250	42	110	110
180	B5	A350	2H	●	●	350	300	250	48	110	110
200	B5	A400	1K	●	●	400	350	300	55	110	110
225	B5	A450	2K	●	●	450	400	350	60	140	140

Dimensions in [mm]

<sup>1)</sup> Only clamping hub possible

### Gearbox with mounting flange design N

#### Geometric assignments for Lenze servo motors

See the selection tables for gearboxes with mounting flanges for the permissible input powers and output torques.

MC Size	Lenze servo motors Series				Lenze drive size	Coupling hub		Mounting flange			Motor shaft		
	Design	MD/MQ Size	Design	Flange size		Standard / clamping hub	Clamping ring hub	Flange $a_3$	Pitch circle $e_3$	Centring $b_3$	$d$	$l_{min}$	$l_{max}$
MCS 06	B5		B5	C90	1A / 2B	●	●	90	75	60	11	23	23
MCA 10	B14	MD□K□ 056	B14	C105	1B / 3C	●	●	105	85	70	14	30	30
MCA 10 MCS 09	B5	MD□K□ 056	B5	C120	4C	●	●	120	100	80	14	25	40
MCA 13 MCS 12	B14 / B5 B5	MD□K□ 071	B14 / B5	C160	1C 2D 3E	●	●	160	130	110	19	25 40 30	40 50 60
MCA 14 MCA 17	B14		B14	C160	1D 2E / 2F	●	●	160	130	110	24	50 30	50 60
MCA 19	B14		B14	C160	1E / 1F	●	●	160	130	110	28	30	60
MCS 14	B5			A200	4E / 3F	●	●	200	165	130	24	50	50
MCA 19 MCS 19	B5 B14		B5	A250	2G	●	●	250	215	180	28	60	60
MCA 20 MCA 21 MCA 22	B5	MQA 20 MQA 22	B5 B5 B35	A300 A250	1G / 3H 3G	●	●	300 250	265 215	230 180	38 38	80 80	80 80

Dimensions in [mm]

#### Geometric assignments for NEMA motors

See the selection tables for gearboxes with mounting flanges for the permissible input powers and output torques.

NEMA motors Size	Lenze drive size	Coupling hub Standard hub	Dimensions			Motor shaft	
			Flange $a_3$	Pitch circle $e_3$	Centring $b_3$	$d$	$l$
56 C	5B 5C	●	170	149.2	114.3	15.875	52.4
143 TC 145 TC	5D	●	170	149.2	114.3	22.225	54
182 TC 184 TC	5E	●	230	184.2	215.9	28.575	66.7
213 TC 215 TC	5G	●	230	184.2	215.9	34.925	79.4
254 TC 256 TC	5H	●	230	184.2	215.9	41.275	95.3
284 TC 286 TC	6H	●	280	228.6	266.7	47.625	111.1

Dimensions in [mm]

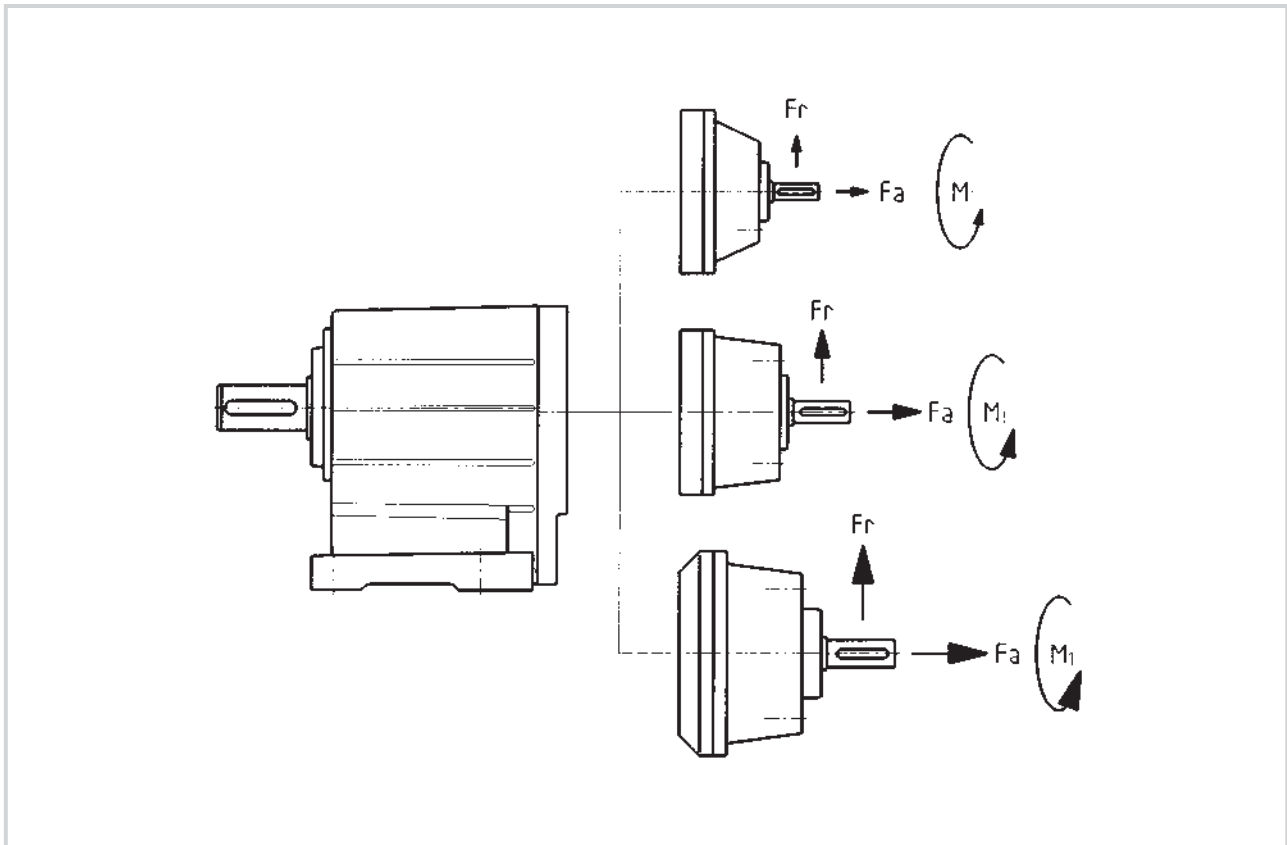


### Gearbox with free input shaft design W

#### Possible combinations

Various drive sizes are available for selection for every gearbox size (except for GST 03, GKR). They differ in terms of:

- ▶ Transferrable torque
- ▶ Permissible radial and axial forces
- ▶ Shaft geometry
- ▶ The modified overall dimensions of the gearbox (see dimension drawings)



Lenze Drive size	Input shaft	
	d	l
1A	14	35
1B	14	35
1C	14	40
1D	19	50
1E	24	60
1F	28	80
1G	38	100
1H	42	110
1K	48	110

Dimensions in  
[mm]

## Ventilation

### Gearboxes without ventilation

No ventilation measures are required for the following gearboxes

- ▶ GST03 / 04
- ▶ GFL04
- ▶ GKR03...05
- ▶ GKS04
- ▶ GSS04

### Gearboxes which can be equipped with ventilation as an option

When using these gearboxes, you will not need to provide special means of ventilation in most cases. In borderline cases, e.g. at input speeds > 2000 rpm, we recommend the use of ventilation units, which we can supply separately.

- ▶ GST05
- ▶ GFL05
- ▶ GKS05

### Gearboxes with ventilation

The following gearboxes are supplied with ventilation elements:

- ▶ GST06...14
- ▶ GFL06...14
- ▶ GKR06
- ▶ GKS06...14
- ▶ GSS05...07

### Special precautions for mounting position C (motor on top)

We recommend the use of an oil compensation reservoir for gearbox sizes G□□09...14 in this mounting position.

This reservoir can be purchased as an option.

For illustrations and dimensions, see Ventilation G□□ depending on gearbox type.

This reservoir is not required at high ratios or low input speeds. Please contact Lenze if this affects your application.



## Lubricants

Lenze gearboxes and geared motors are supplied ready for operation and filled with a lubricant appropriate for the drive and design in question. You must indicate the mounting position and design on your order in order to ensure that the correct amount of lubricant is supplied.

The lubricants that have been approved for Lenze drives are listed in the lubricants table.

## Lubricant table

Designation	CLP 460	CLP PG 460	CLP HC 320	CLP HC 220 USDA H1
Gearbox type	GST / GFL / GKR / GKS	GSS	GST / GFL / GKR / GKS / GSS	
Ambient temperature [°C]	0 ... +40	-20 ... +40	-25 ... +50	-20 ... +40
Specification	Mineral-based oil with additives	Synthetic-based oil (polyglycol)	Synthetic-based oil (synthetic hydrocarbon/poly-alpha-olefin oil)	
Note		Cannott be mixed with other oil types		For the food and beverages processing industry
Changing interval	16.000 operating hours after three years at the latest (oil temperature 70...80 °C)	25.000 operating hours after three years at the latest (oil temperature 70...80 °C)		16.000 operating hours after three years at the latest (oil temperature 70...80 °C)
Fuchs	Fuchs Renolin CLP 460		Fuchs Renolin Unisyn CLP 320	bremer & leguil Cassida Fluid GL 220
Klüber	Klüberoil GEM1-460 N	Klübersynth GH 6-460	Klübersynth GEM4-320	Klüberoil 4 UH1-220 N
Shell	Shell Omala 460	Shell Tivela S 460	Shell Omala Oil HD 320	

Please contact us if ambient temperatures <-20°C or >40°C apply.

Caution: when using the lubricant CLPHC220 on the GSS helical-worm gearbox, the torque  $M_{2\text{perm}}$  must be reduced to 80 % of the values stated in the catalogue!

## Surface and corrosion protection

For optimum protection of geared motors against ambient conditions, the surface and corrosion protection system (OKS) offers tailor-made solutions.

Various surface coatings combined with other protective measures ensure that the geared motors operate reliably even at high air humidity, in outdoor installation or in the presence of atmospheric impurities. Any colour from the RAL Classic collection can be chosen for the top coat. The geared motors are also available unpainted (no surface and corrosion protection).

### OKS-G (primed)

#### Applications

- ▶ Dependent on subsequent top coat applied

#### Measures

- ▶ 1K primer (grey)
- ▶ Screws zinc-coated
- ▶ Stainless breather elements

#### Optional measures

- ▶ Stainless steel rating plate

### OKS-S

#### Applications

- ▶ Standard applications
- ▶ Indoor installation in heated buildings
- ▶ Air humidity up to 90%

#### Measures

- ▶ Surface coating in accordance with corrosivity category (in accordance with EN 12944-2)
- ▶ Screws zinc-coated
- ▶ Stainless breather elements

#### Optional measures

- ▶ Stainless steel rating plate

### OKS-M

#### Applications

- ▶ Indoor installation in unheated buildings
- ▶ Outdoor installation in covered, protected area
- ▶ Air humidity up to 95 %

#### Measures

- ▶ Surface coating in accordance with corrosivity category C2 (in accordance with EN 12944-2)
- ▶ Screws zinc-coated
- ▶ Stainless breather elements

#### Optional measures

- ▶ Stainless steel shaft
- ▶ Stainless steel rating plate
- ▶ Rust-free shrink disc (on request)

### OKS-L

#### Applications

- ▶ Outdoor installation
- ▶ Air humidity over 95%
- ▶ Chemical industrial plants
- ▶ Food industry

#### Measures

- ▶ Surface coating in accordance with corrosivity category C3 (in accordance with EN 12944-2)
- ▶ Screws zinc-coated
- ▶ Non-rusting breather elements
- ▶ Threaded holes that are not used are closed by means of plastic plugs

#### Optional measures

- ▶ Stainless steel shaft
- ▶ Stainless steel rating plate
- ▶ Rust-free shrink disc (on request)
- ▶ Oil expansion tank and torque plates painted separately and supplied loose





### Structure of surface coating

Surface and corrosion protection system	Without	OXS-G	OXS-S	OXS-M	OXS-L
Corrosivity category according to DIN EN ISO 12944-2			C1	C2	C3
Structure of the surface coating					
Dipping primer		[Cross-hatched pattern]			
1K primer		[Vertical lines]		[Vertical lines]	
2K-EP primer					[Horizontal lines]
2K-PUR top coat			[Grid pattern]		
Colour		Grey	Standard: RAL 7012 Optional: According to RAL Classic		

- ▶ The gearboxes GST 03 and GKR 03 ... 06 have an aluminium housing, therefore a dipping primer is dispensed with in the case of these gearboxes.



# Helical gearboxes | L-force gearboxes

## Technical data

Permissible radial and axial forces	3-2
Output	3-3
Input	3-4
Output backlash	3-5
Moments of inertia	3-7
Ventilation	3-10
Position of ventilation, sealing elements and oil control	3-10
Compensation reservoir for mounting position C	3-13
Weights	3-15

## Selection tables

Gearbox with mounting flange	3-18
Gearbox with free input shaft	3-70

## Dimensions

Gearbox with mounting flange for	
IEC standard motors	3-112
NEMA motors	3-130
Gearbox with free input shaft	3-133
Other dimensions GST□□-2, -3	3-136
Output design	
VAR	3-136
Output design	
VAL	3-137

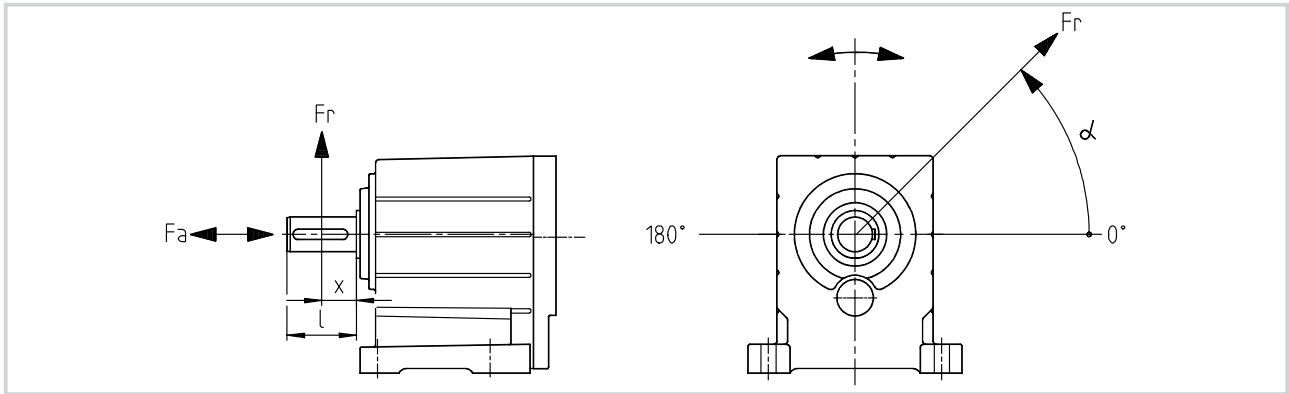
### Permissible radial force

$$F_{rperm} = \min(f_w \cdot f_\alpha \cdot F_{rTab}; f_w \cdot F_{rmax})$$

### Permissible axial force

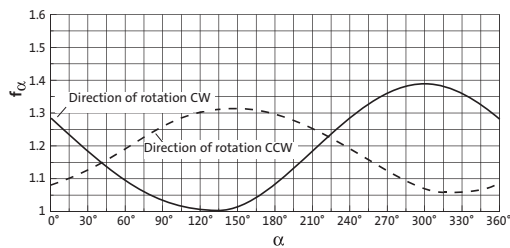
$$F_{aperm} = F_{aTab} \quad \text{if } F_r = 0$$

Contact Lenze  $\quad$  if  $F_r$  and  $F_a \neq 0$



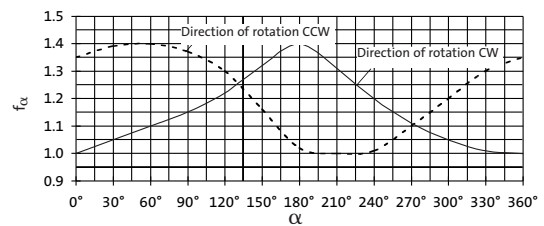
### $f_\alpha$ Effective direction factor $f_\alpha$ at driven shaft

1-stage helical gearbox GST □□-1



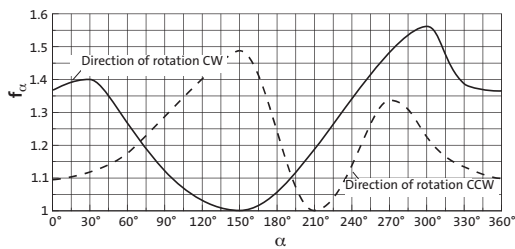
### $f_\alpha$ Effective direction factor $f_\alpha$ at output shaft

2-stage helical gearbox GST 03 - 2



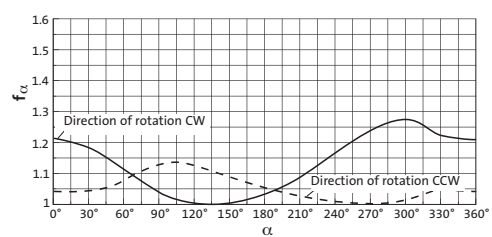
### $f_\alpha$ Effective direction factor $f_\alpha$ at driven shaft

2 and 3-stage helical gearbox GST 04...09 - 2, 3



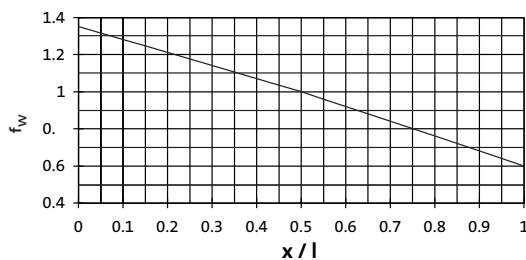
### $f_\alpha$ Effective direction factor $f_\alpha$ at driven shaft

2 and 3-stage helical gearbox GST 11...14 - 2, 3

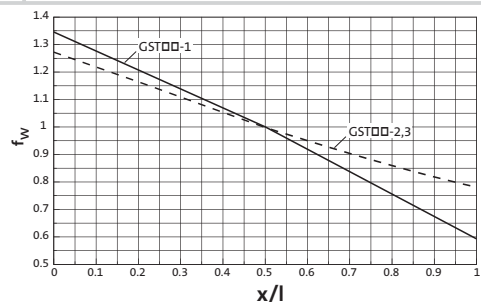


### $f_w$ Additional load factor $f_w$ at output shaft

2-stage helical gearbox GST 03 - 2



### $f_w$ Additional load factor $f_w$ at driven shaft



# Technical data - Helical gearboxes

## Permissible radial and axial forces - Output



### GST □□-1

V □□		Application of force $F_r$ : centre of shaft journal ( $x = l/2$ ) $F_{aTab}$ only valid for $F_r = 0$									
$n_2$ [rpm]	GST 04		GST 05		GST 06		GST 07		GST 09		
	$F_{rTab}$ [N]	$F_{aTab}$ [N]	$F_{rTab}$ [N]	$F_{aTab}$ [N]	$F_{rTab}$ [N]	$F_{aTab}$ [N]	$F_{rTab}$ [N]	$F_{aTab}$ [N]	$F_{rTab}$ [N]	$F_{aTab}$ [N]	
1000	440	1000	550	1400	800	1500	1200	2000	2500	4300	
600	600	1300	750	2000	800	2000	1300	2700	2500	5700	
400	850	1400	1400	2000	1100	2500	1900	3300	3500	6800	
200	1050	1400	2000	2000	2200	2500	3000	3700	6200	7000	
125	1050	1400	2300	2000	2900	2500	3900	3700	7900	7000	
80	1050	1400	2300	2000	3500	2500	4700	3700	9000	7000	
≤ 50	1050	1400	2300	2000	3500	2500	5300	3700	9500	7000	
$F_{r max.}$	1050	–	2300	–	3500	–	5300	–	9500	–	

### GST □□-2, 3 with standard bearing

V □□		Application of force $F_r$ : centre of shaft journal ( $x = l/2$ ) $F_{aTab}$ only valid for $F_r = 0$															
$n_2$ [rpm]	GST 03		GST 04		GST 05		GST 06		GST 07		GST 09		GST 11		GST 14		
	$F_{rTab}$ [N]	$F_{aTab}$ [N]	$F_{rTab}$ [N]	$F_{aTab}$ [N]	$F_{rTab}$ [N]	$F_{aTab}$ [N]	$F_{rTab}$ [N]	$F_{aTab}$ [N]	$F_{rTab}$ [N]	$F_{aTab}$ [N]	$F_{rTab}$ [N]	$F_{aTab}$ [N]	$F_{rTab}$ [N]	$F_{aTab}$ [N]	$F_{rTab}$ [N]	$F_{aTab}$ [N]	
400	630	600	1250	1100	1950	2000	2350	850	3400	1900	6800	2300	17000	9500	24000	15000	
250	710	700	1450	1300	2200	2300	2600	900	3800	2200	7600	2800	19000	10000	27000	16000	
160	800	800	1700	1650	2600	2650	3100	1250	4500	2900	9400	4000	21000	11000	31000	18000	
100	920	900	2100	2000	3000	3100	3600	1800	5400	3900	11500	5600	21000	14000	36000	20000	
63	1100	1000	2500	2000	3500	3600	4300	2600	6400	5300	11500	8900	21000	16000	39000	20000	
40	1400	1000	2650	2000	3800	3600	4350	3600	7600	7000	11500	11000	21000	16000	40000	20000	
25	1500	1000	2650	2000	3900	3600	4350	4800	9100	7000	11500	12000	21000	16000	40000	20000	
≤ 16	1500	1000	2650	2000	3900	3600	4350	4800	9500	7000	11500	12000	21000	16000	40000	20000	
$F_{r max.}$	1500	–	2650	–	3900	–	4350	–	9500	–	11500	–	21000	–	40000	–	

### GST □□-2, 3 with reinforced bearing

V □□		Application of force $F_r$ : centre of shaft journal ( $x = l/2$ ) $F_{aTab}$ only valid for $F_r = 0$											
$n_2$ [rpm]	GST 04		GST 05		GST 06		GST 07		GST 09		GST 11	GST 14	
	$F_{rTab}$ [N]	$F_{aTab}$ [N]	$F_{rTab}$ [N]	$F_{aTab}$ [N]	$F_{rTab}$ [N]	$F_{aTab}$ [N]	$F_{rTab}$ [N]	$F_{aTab}$ [N]	$F_{rTab}$ [N]	$F_{aTab}$ [N]			
400	2850	1700	4900	3600	6300	3500	8500	5500	16500	8000	The standard bearing is a reinforced bearing.		
250	3150	1900	5400	3900	7000	3600	9500	6100	17000	9000			
160	3550	2200	5400	4300	7700	4200	10500	7100	17000	10500			
100	3750	2500	5400	4500	7700	4900	12500	8300	17000	12500			
63	3750	2500	5400	4500	7700	5700	13000	9000	17000	14000			
40	3750	2500	5400	4500	7700	5700	13000	9000	17000	14000			
25	3750	2500	5400	4500	7700	5700	13000	9000	17000	14000			
≤ 16	3750	2500	5400	4500	7700	5700	13000	9000	17000	14000			
$F_{r max.}$	3750	–	5400	–	7700	–	13000	–	17000	–			

# Technical data - Helical gearboxes

## Permissible radial and axial forces - Input

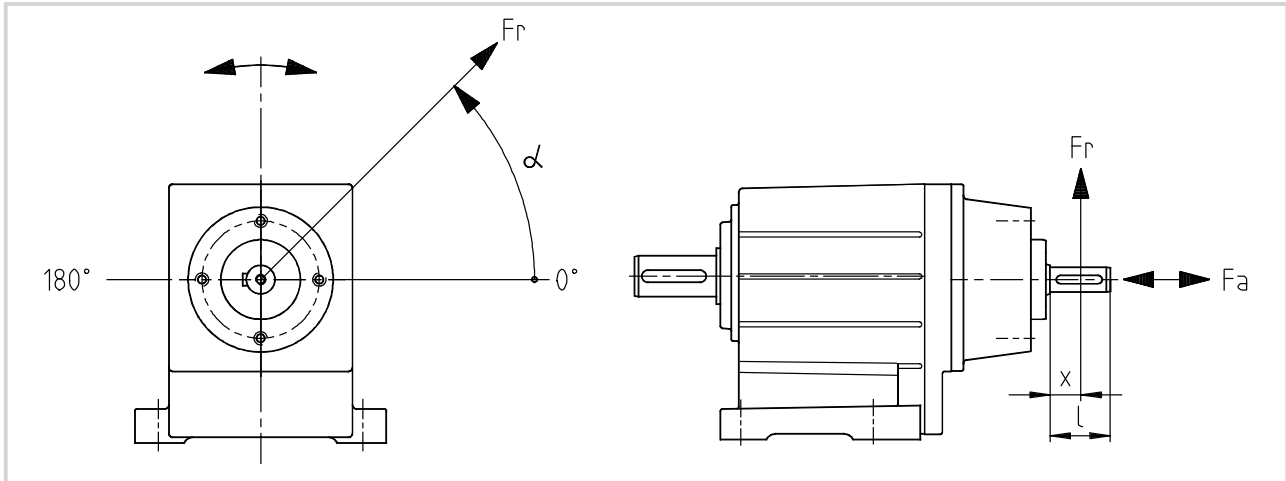
### Permissible radial force

$$F_{Rperm} = \min (f_w \cdot f_\alpha \cdot F_{RTab}; f_w \cdot F_{Rmax})$$

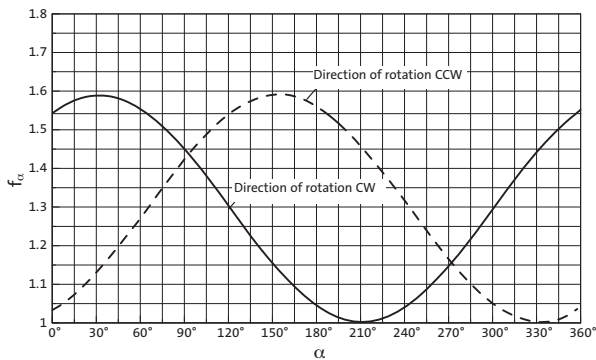
### Permissible axial force

$$F_{Aperm} = F_{ATab} \quad \text{at } F_R = 0$$

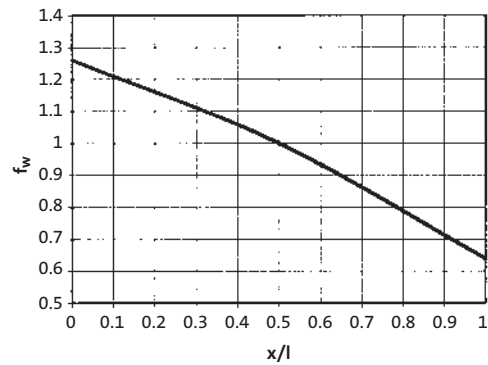
Contact Lenze if  $F_R$  and  $F_A = 0$



**$f_\alpha$**  Directional correction factor at input shaft



**$f_w$**  Additional load factor at input shaft



**W**

Application of force  $F_r$ : Centre of shaft journal ( $x = l/2$ )  
 $F_{ATab}$  only valid for  $F_r = 0$

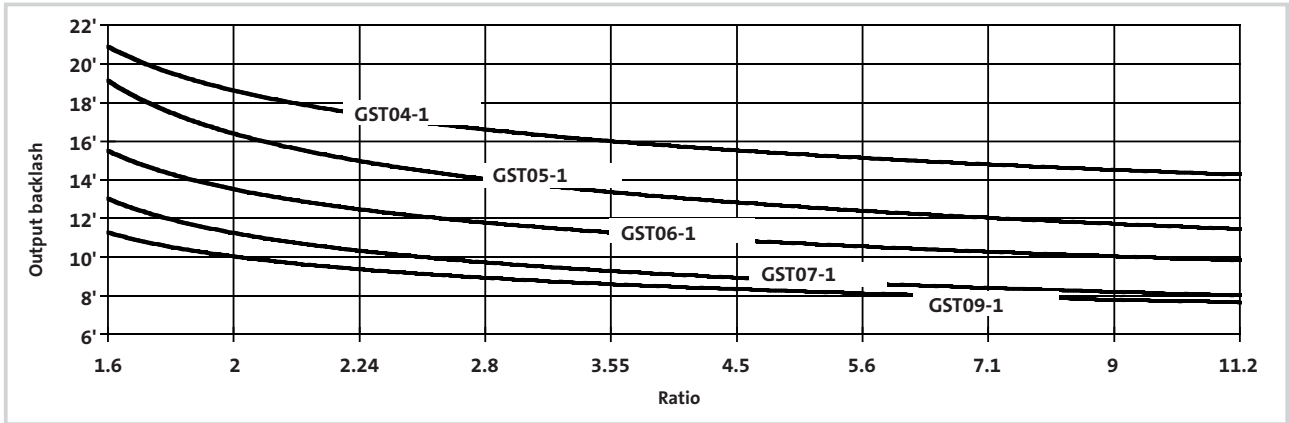
$n_1$ [rpm]	Drive size															
	1A 1B		1C		1D		1E		1F		1G		1H		1K	
	$F_{RTab}$ [N]	$F_{ATab}$ [N]	$F_{RTab}$ [N]	$F_{ATab}$ [N]	$F_{RTab}$ [N]	$F_{ATab}$ [N]	$F_{RTab}$ [N]	$F_{ATab}$ [N]	$F_{RTab}$ [N]	$F_{ATab}$ [N]	$F_{RTab}$ [N]	$F_{ATab}$ [N]	$F_{RTab}$ [N]	$F_{ATab}$ [N]	$F_{RTab}$ [N]	$F_{ATab}$ [N]
700	830	1200	1150	1400	1470	1500	2140	1600	3200	2800	4000	4500	5000	6000	8500	10000
1400	570	770	780	900	1000	740	1400	800	2200	1700	3200	2000	4000	2500	7000	5300
2800	440	530	590	620	770	470	940	460	1700	1100	2300	1600	3000	2000	5000	3500
$F_{Rmax}$	1850	—	1650	—	3000	—	4900	—	5600	—	8000	—	10000	—	12000	—

# Technical data - Helical gearboxes

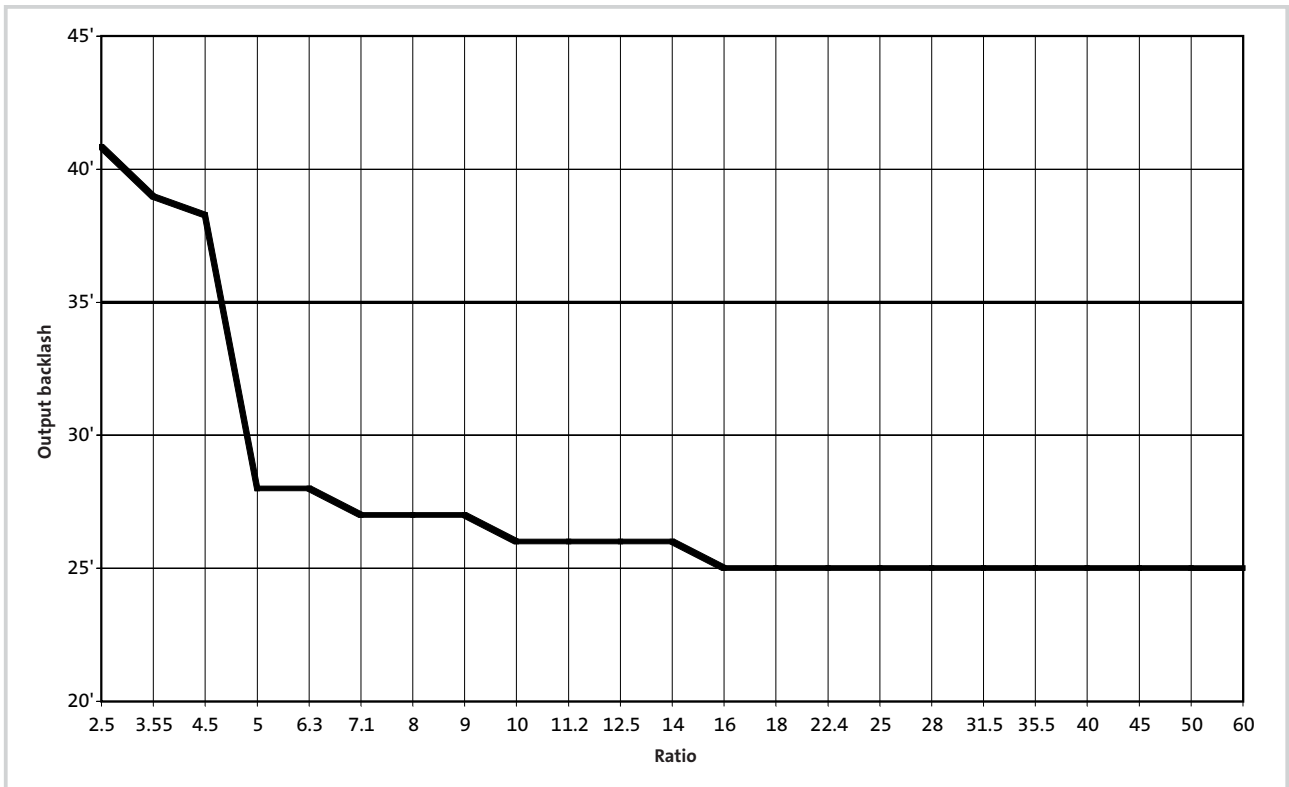
## Output backlash in angular minutes



GST □□-1



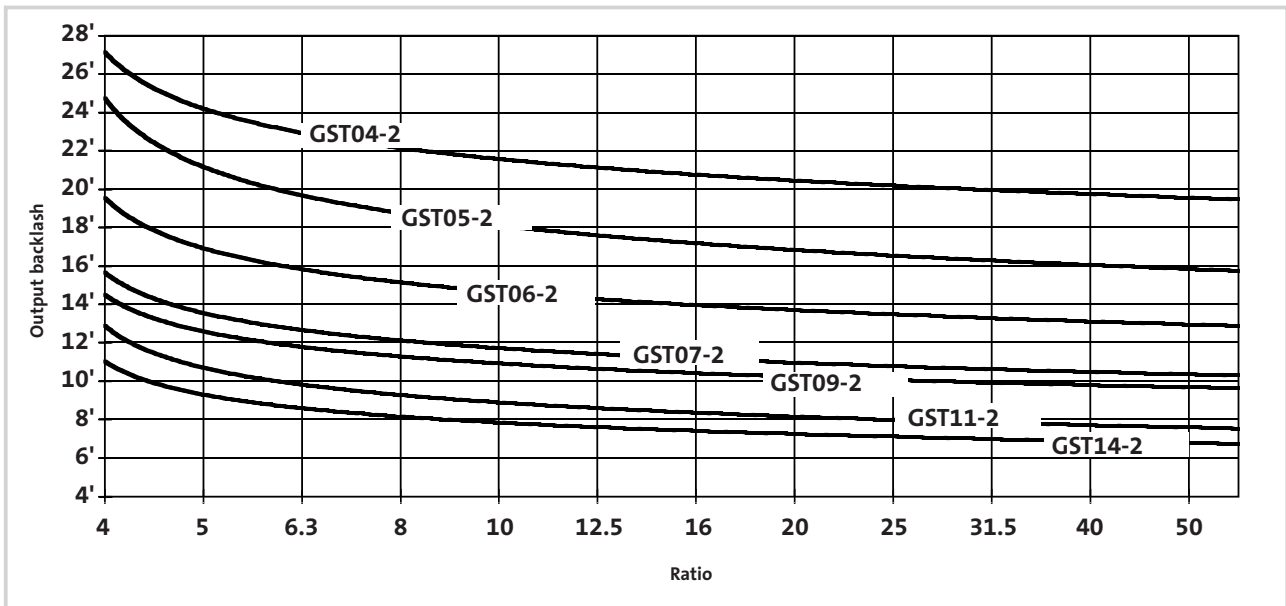
GST 03 - 2



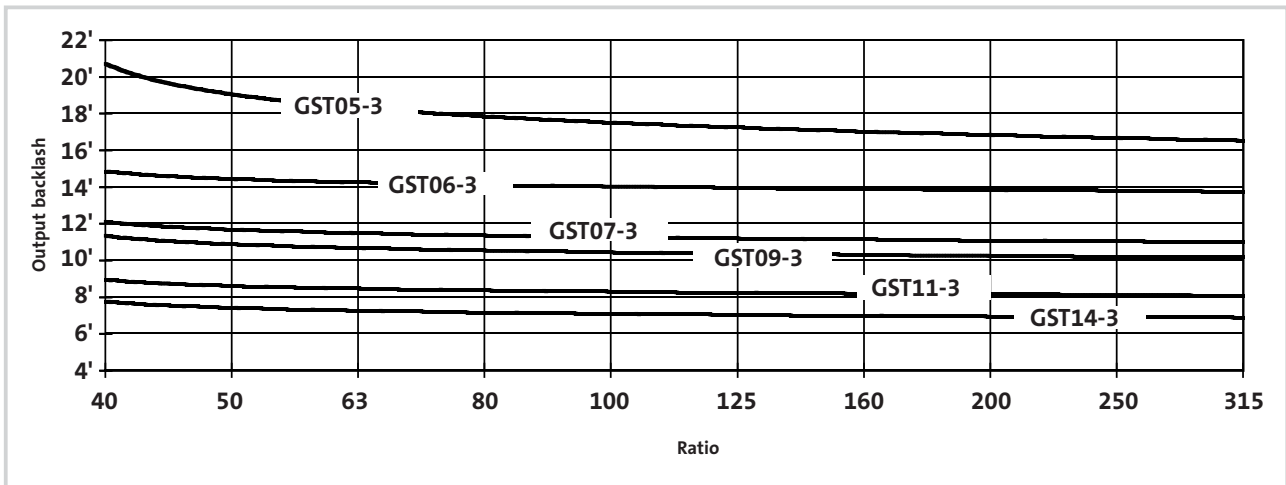
# Technical data - Helical gearboxes

## Output backlash in angular minutes

GST04 ... 14-2



GST□□-3





# Technical data - Helical gearboxes

## Moments of inertia



i	J <sub>G</sub> [kgm <sup>2</sup> ]	i	J <sub>G</sub> [kgm <sup>2</sup> ]	i	J <sub>G</sub> [kgm <sup>2</sup> ]	i	J <sub>G</sub> [kgm <sup>2</sup> ]
		<b>GST 04 - 1</b>		<b>GST 05 - 1</b>		<b>GST 06 - 1</b>	
		1.600	2.670E-05	1.600	7.600E-05	1.600	2.010E-04
		2.048	1.940E-05	2.048	5.490E-05	2.048	1.460E-04
		2.240	1.720E-05	2.240	4.800E-05	2.240	1.270E-04
		2.857	1.260E-05	2.857	3.540E-05	2.857	9.690E-05
		3.500	9.870E-06	3.500	2.720E-05	3.500	7.360E-05
		4.400	6.660E-06	4.556	1.750E-05	4.556	4.810E-05
		5.667	4.660E-06	5.667	1.290E-05	5.667	3.590E-05
		7.182	3.100E-06	7.333	8.190E-06	7.333	2.260E-05
		9.000	2.180E-06	8.900	6.030E-06	8.900	1.670E-05
		11.857	1.330E-06	11.375	3.870E-06	11.250	1.090E-05
		<b>GST 04 - 2</b>		<b>GST 05 - 2</b>		<b>GST 06 - 2</b>	
<b>GST 03 - 2</b>		2.956	3.375E-05	2.956	9.864E-05	3.033	2.723E-04
2.597	2.602E-05	3.333	3.245E-05	3.333	9.438E-05	3.333	2.614E-04
3.413	1.693E-05	4.053	3.120E-05	4.053	9.030E-05	4.160	2.510E-04
4.368	1.174E-05	4.571	3.000E-05	4.571	8.640E-05	4.571	2.410E-04
5.312	1.790E-05	5.187	2.220E-05	5.187	6.370E-05	5.324	1.760E-04
5.965	1.725E-05	5.850	2.150E-05	5.850	6.130E-05	5.850	1.710E-04
6.982	1.223E-05	6.400	1.890E-05	6.400	5.330E-05	6.400	1.470E-04
7.840	1.185E-05	7.040	2.640E-05	7.238	4.000E-05	7.040	2.070E-04
8.935	8.867E-06	8.000	2.570E-05	8.163	3.880E-05	8.163	1.060E-04
10.033	8.635E-06	9.010	1.930E-05	9.010	5.430E-05	9.010	1.500E-04
11.429	5.853E-06	9.856	1.700E-05	10.000	3.000E-05	10.000	8.200E-05
12.833	5.711E-06	11.200	1.660E-05	11.200	4.620E-05	11.200	1.260E-04
14.836	4.113E-06	12.571	1.260E-05	13.016	1.780E-05	12.571	9.550E-05
16.660	4.029E-06	14.286	1.230E-05	14.356	1.310E-05	14.286	9.320E-05
19.013	2.786E-06	15.400	9.820E-06	16.190	1.280E-05	15.400	7.480E-05
21.350	2.734E-06	17.500	9.660E-06	17.500	2.710E-05	17.500	7.330E-05
24.595	1.882E-06	19.360	6.340E-06	20.044	1.640E-05	20.044	4.570E-05
27.618	1.851E-06	22.000	6.240E-06	22.778	1.610E-05	22.778	4.500E-05
32.000	1.220E-06	24.933	4.360E-06	24.933	1.190E-05	24.933	3.320E-05
35.933	1.202E-06	28.333	4.300E-06	28.333	1.170E-05	28.333	3.260E-05
41.455	7.676E-07	31.600	3.010E-06	32.267	7.920E-06	32.267	2.210E-05
46.550	7.568E-07	35.909	2.970E-06	36.667	7.800E-06	36.667	2.180E-05
52.909	5.014E-07	39.600	2.100E-06	39.160	5.790E-06	39.160	1.620E-05
59.413	4.948E-07	45.000	2.070E-06	44.500	5.710E-06	44.500	1.600E-05
		52.171	1.330E-06	50.050	3.850E-06	49.500	1.100E-05
		59.286	1.310E-06	56.875	3.810E-06	56.250	1.080E-05
				<b>GST 05 - 3</b>		<b>GST 06 - 3</b>	
				36.267	1.946E-05	39.200	3.620E-05
				46.259	1.406E-05	44.000	1.950E-05
				56.667	1.082E-05	51.022	3.200E-05
				63.467	1.924E-05	53.900	1.780E-05
				71.238	7.255E-06	67.760	1.140E-05
				80.952	1.393E-05	70.156	1.600E-05
				91.746	5.022E-06	80.952	2.030E-05
				99.167	1.073E-05	87.267	1.500E-05
				116.277	3.325E-06	99.167	1.500E-05
				124.667	7.198E-06	109.707	9.630E-06
				145.714	2.321E-06	124.667	9.600E-06
				160.556	4.988E-06	141.289	6.340E-06
				179.067	3.307E-06	160.556	6.320E-06
				191.973	1.413E-06	179.067	4.250E-06
				224.400	2.309E-06	203.485	4.230E-06
				255.000	2.307E-06	231.733	4.030E-06
				295.638	1.406E-06	255.000	2.870E-06
				335.952	1.405E-06	290.400	2.760E-06
						330.000	2.740E-06
						382.590	2.556E-06
						434.762	2.537E-06

Note: The moments of inertia relate to the gearbox input shaft

# Technical data - Helical gearboxes

## Moments of inertia

i	J <sub>G</sub> [kgm <sup>2</sup> ]	i	J <sub>G</sub> [kgm <sup>2</sup> ]	i	J <sub>G</sub> [kgm <sup>2</sup> ]	i	J <sub>G</sub> [kgm <sup>2</sup> ]
<b>GST 07 - 1</b>		<b>GST 09 - 1</b>					
1.625	6.120E-04	1.560	2.220E-03				
2.000	4.780E-04	2.048	1.560E-03				
2.240	4.020E-04	2.333	1.220E-03				
2.857	2.690E-04	2.810	9.580E-04				
3.500	2.150E-04	3.444	7.300E-04				
4.556	1.370E-04	4.667	4.600E-04				
5.583	1.050E-04	5.667	3.510E-04				
7.333	6.640E-05	7.333	2.260E-04				
8.900	4.940E-05	8.900	1.660E-04				
11.250	3.200E-05	11.250	1.110E-04				
<b>GST 07 - 2</b>		<b>GST 09 - 2</b>		<b>GST 11 - 2</b>		<b>GST 14 - 2</b>	
3.048	8.198E-04	4.056	2.700E-03	4.056	8.220E-03	4.225	2.260E-02
3.350	7.919E-04	4.457	2.590E-03	4.457	7.900E-03	4.643	2.160E-02
4.225	7.650E-04	5.324	1.810E-03	5.324	5.540E-03	5.200	1.680E-02
4.643	7.390E-04	5.850	1.750E-03	5.850	5.350E-03	5.714	1.610E-02
5.200	5.640E-04	6.667	1.420E-03	6.400	4.570E-03	6.286	1.410E-02
5.714	5.460E-04	7.305	1.130E-03	6.864	6.750E-03	7.150	1.830E-02
6.400	4.490E-04	8.027	1.100E-03	7.800	6.510E-03	8.027	1.000E-02
7.150	6.270E-04	9.010	1.520E-03	9.010	4.680E-03	8.800	1.390E-02
8.125	6.040E-04	10.267	1.240E-03	9.856	4.020E-03	9.841	7.510E-03
8.800	4.730E-04	11.667	1.210E-03	11.200	3.900E-03	11.000	1.190E-02
9.856	3.900E-04	12.362	9.790E-04	12.571	2.940E-03	12.362	8.900E-03
11.200	3.780E-04	14.048	9.530E-04	14.286	2.870E-03	14.048	8.660E-03
12.571	2.860E-04	15.156	7.650E-04	15.400	2.300E-03	15.156	6.760E-03
14.286	2.790E-04	17.222	7.490E-04	17.500	2.250E-03	17.222	6.600E-03
15.400	2.260E-04	20.533	4.500E-04	20.289	1.430E-03	20.044	4.580E-03
17.500	2.210E-04	23.333	4.410E-04	23.056	1.410E-03	22.778	4.490E-03
20.044	1.380E-04	24.933	3.380E-04	24.933	1.060E-03	24.567	3.320E-03
22.778	1.350E-04	28.333	3.320E-04	28.333	1.040E-03	27.917	3.260E-03
24.567	1.020E-04	32.267	2.250E-04	32.267	7.040E-04	32.267	2.150E-03
27.917	1.010E-04	36.667	2.210E-04	36.667	6.930E-04	36.667	2.120E-03
32.267	6.640E-05	39.160	1.640E-04	39.160	5.150E-04	39.160	1.570E-03
36.667	6.530E-05	44.500	1.620E-04	44.500	5.080E-04	44.500	1.550E-03
39.160	4.870E-05	49.500	1.120E-04	49.500	3.520E-04	49.500	1.060E-03
44.500	4.790E-05	56.250	1.100E-04	56.250	3.440E-04	56.250	1.050E-03
49.500	3.300E-05						
56.250	3.250E-05						
<b>GST 07 - 3</b>		<b>GST 09 - 3</b>		<b>GST 11 - 3</b>		<b>GST 14 - 3</b>	
39.200	9.740E-05	40.136	2.140E-04	40.816	6.360E-04	40.185	2.440E-03
44.000	5.340E-05	43.267	1.550E-04	44.000	5.660E-04	42.580	1.830E-03
51.022	8.430E-05	49.167	1.530E-04	50.000	5.600E-04	48.386	1.810E-03
53.900	4.840E-05	53.044	1.380E-04	57.968	4.770E-04	53.148	2.050E-03
65.079	3.130E-05	60.278	1.370E-04	61.250	4.080E-04	59.321	1.320E-03
70.156	4.310E-05	71.867	1.170E-04	71.011	3.520E-04	69.042	1.150E-03
79.762	5.360E-05	81.667	1.160E-04	80.694	3.500E-04	78.457	1.140E-03
85.983	4.000E-05	93.541	7.060E-05	87.267	3.220E-04	93.541	6.570E-04
97.708	3.990E-05	99.167	1.070E-04	99.167	3.200E-04	96.157	1.040E-03
111.915	2.380E-05	113.585	6.520E-05	112.933	2.930E-04	106.296	6.520E-04
127.176	2.370E-05	129.074	6.490E-05	129.074	1.940E-04	130.278	6.000E-04
139.211	1.660E-05	141.289	4.580E-05	146.993	1.770E-04	139.211	4.420E-04
158.194	1.660E-05	160.556	4.560E-05	158.194	1.400E-04	158.194	4.400E-04
180.156	1.080E-05	182.844	2.970E-05	180.156	1.290E-04	171.111	5.490E-04
204.722	1.070E-05	207.778	2.950E-05	207.778	8.800E-05	204.722	2.860E-04
236.622	1.010E-05	236.622	2.750E-05	236.622	8.180E-05	236.622	2.650E-04
248.458	7.690E-06	252.167	2.120E-05	252.167	6.330E-05	248.458	2.060E-04
268.889	1.010E-05	268.889	2.750E-05	268.889	8.160E-05	268.889	2.650E-04
326.333	7.250E-06	326.333	1.980E-05	326.333	5.890E-05	326.333	1.920E-04
367.033	9.352E-06	363.000	2.546E-05	363.000	7.556E-05	363.000	2.454E-04
417.083	6.713E-06	412.500	1.833E-05	412.500	5.454E-05	412.500	1.778E-04

Note: The moments of inertia relate to the gearbox input shaft

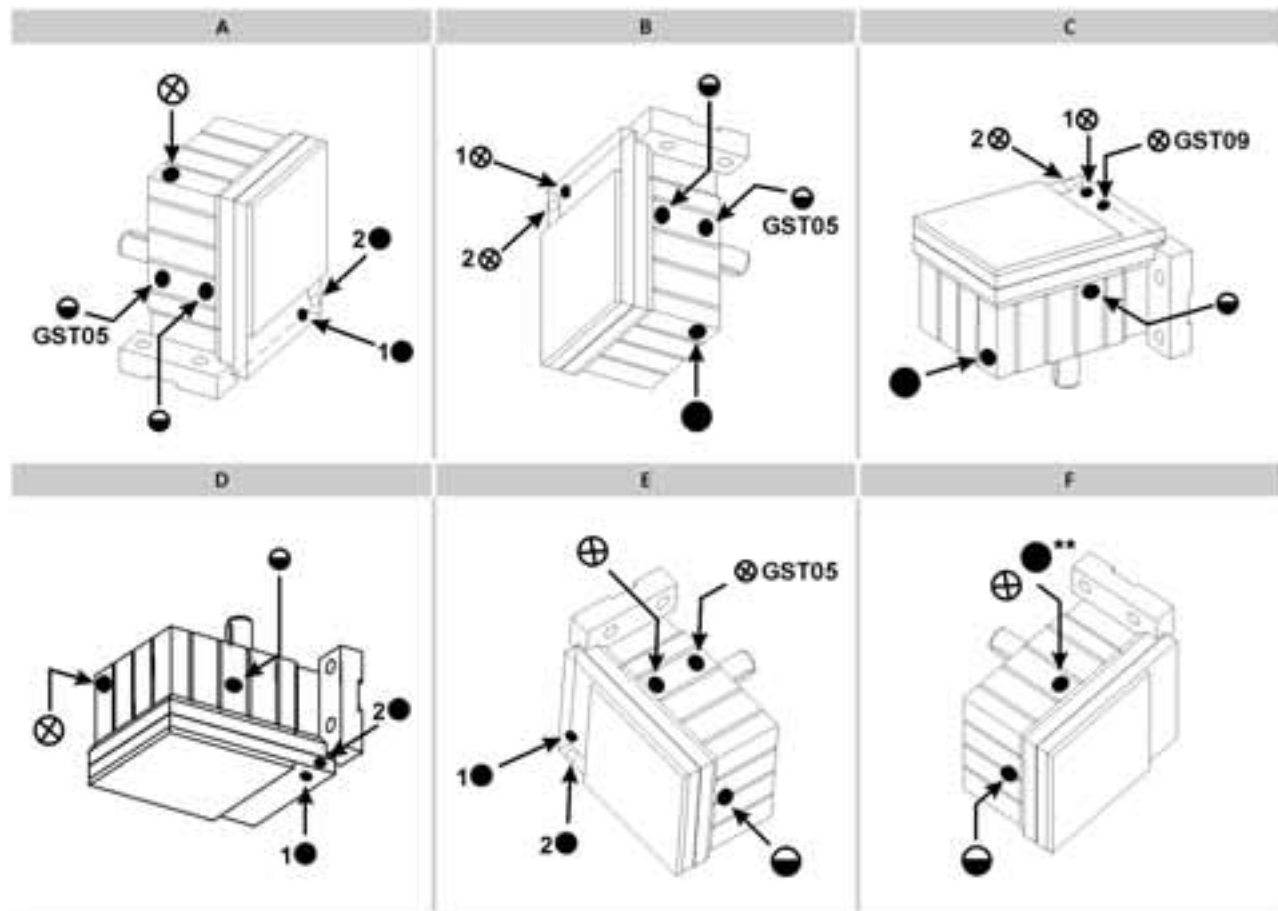


### Drive Design N / W

Design of drive	Drive size								
	1A	□B	□C	□D	□E	□F	□G	□H	□K
	JA [kgm <sup>2</sup> ]								
<b>Mounting flange (N)</b>	2.37E-05	2.37E-05	8.03E-05	1.50E-04	5.19E-04	7.99E-04	1.84E-03	6.59E-03	1.24E-02
<b>Free input shaft (W)</b>	2.25E-05	2.41E-05	6.21E-05	1.57E-04	2.73E-04	7.57E-04	1.25E-03	3.03E-03	6.88E-03

### Position of ventilation, sealing elements and oil control

GST05 ... 09-1



(A ... F) Mounting position  
 ⊗ Ventilation/oil filler plug

● Oil drain plug  
 ◐ Oil control plug

\*On both sides

\*\* Opposite

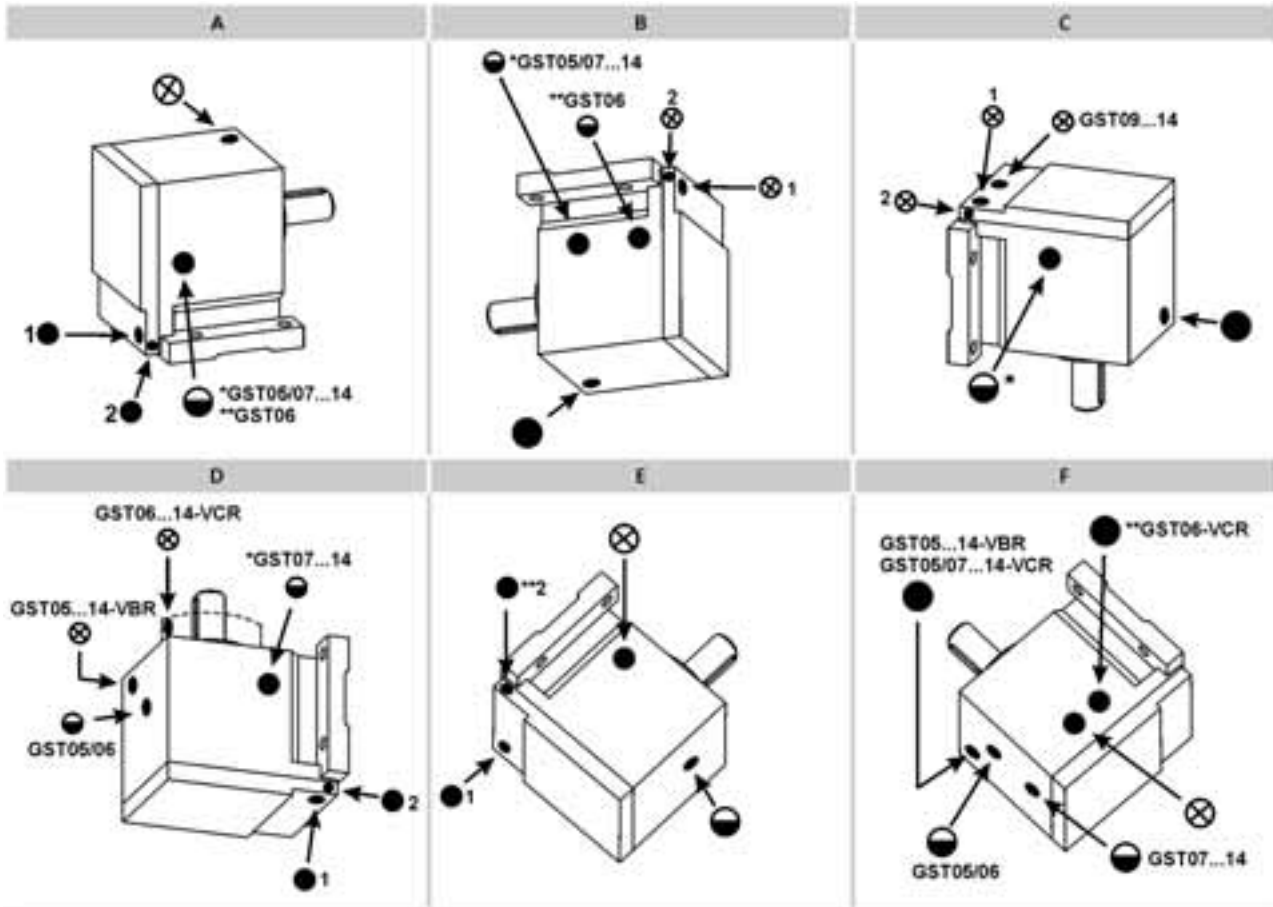
Pos. 1 Standard

Pos. 2 only with

- ▶ GST05-1N V□□ 1D / 2D
- ▶ GST05-1N V□□ 1E ... 5E
- ▶ GST06-1W V□□ 1F
- ▶ GST07-1N V□□ 1H / 3H

## Position of ventilation, sealing elements and oil control

GST05 ... 14-2



(A ... F) Mounting position

⊗ Ventilation/oil filler plug

● Oil drain plug

◐ Oil control plug

\*On both sides

\*\* Opposite

Pos. 1 Standard

Pos. 2 only with

▶ GST05-2N V□□ 1D / 2D

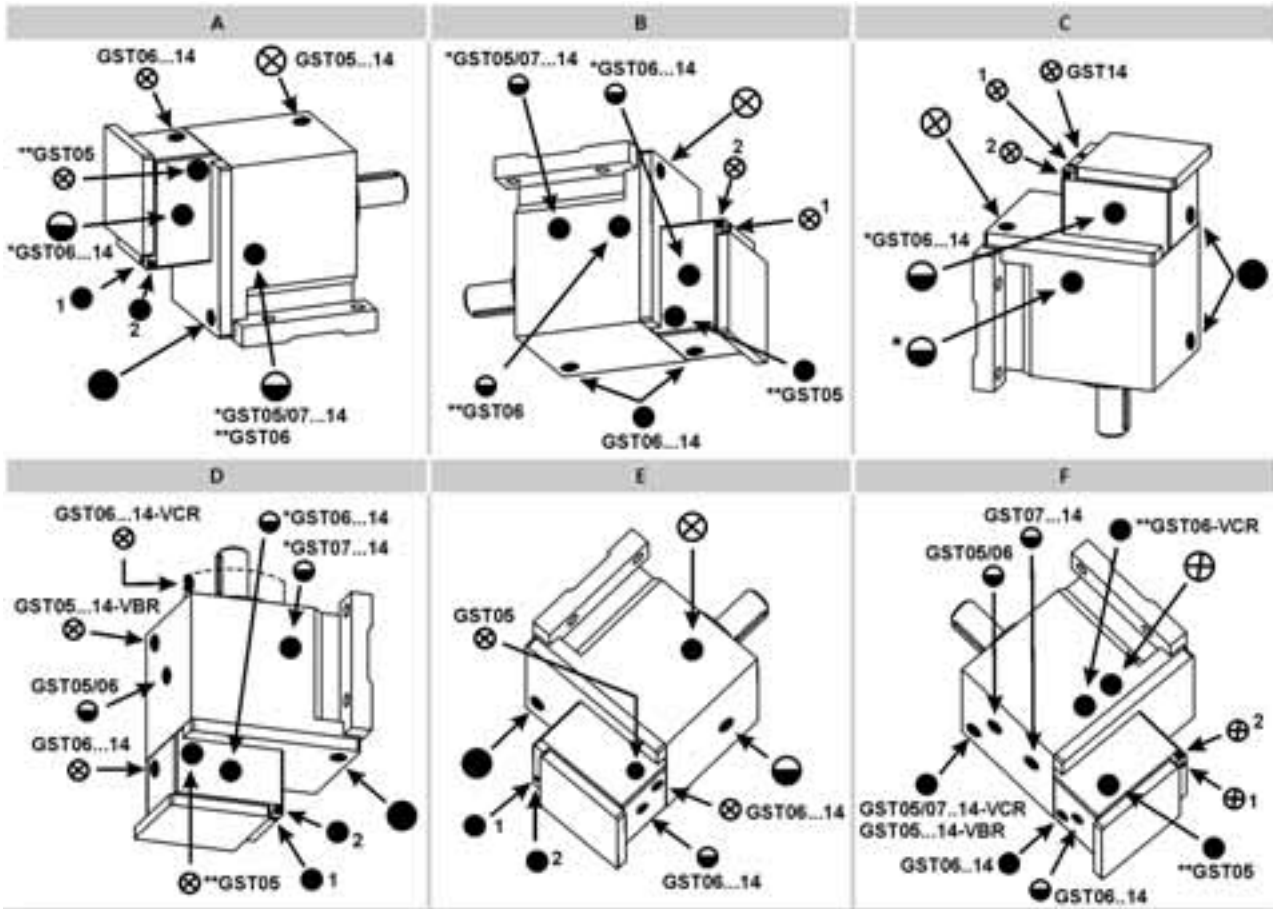
▶ GST05-2N V□□ 1E ... 5E

▶ GST06-2W V□□ 1F

▶ GST07-2N V□□ 1H / 3H

### Position of ventilation, sealing elements and oil control

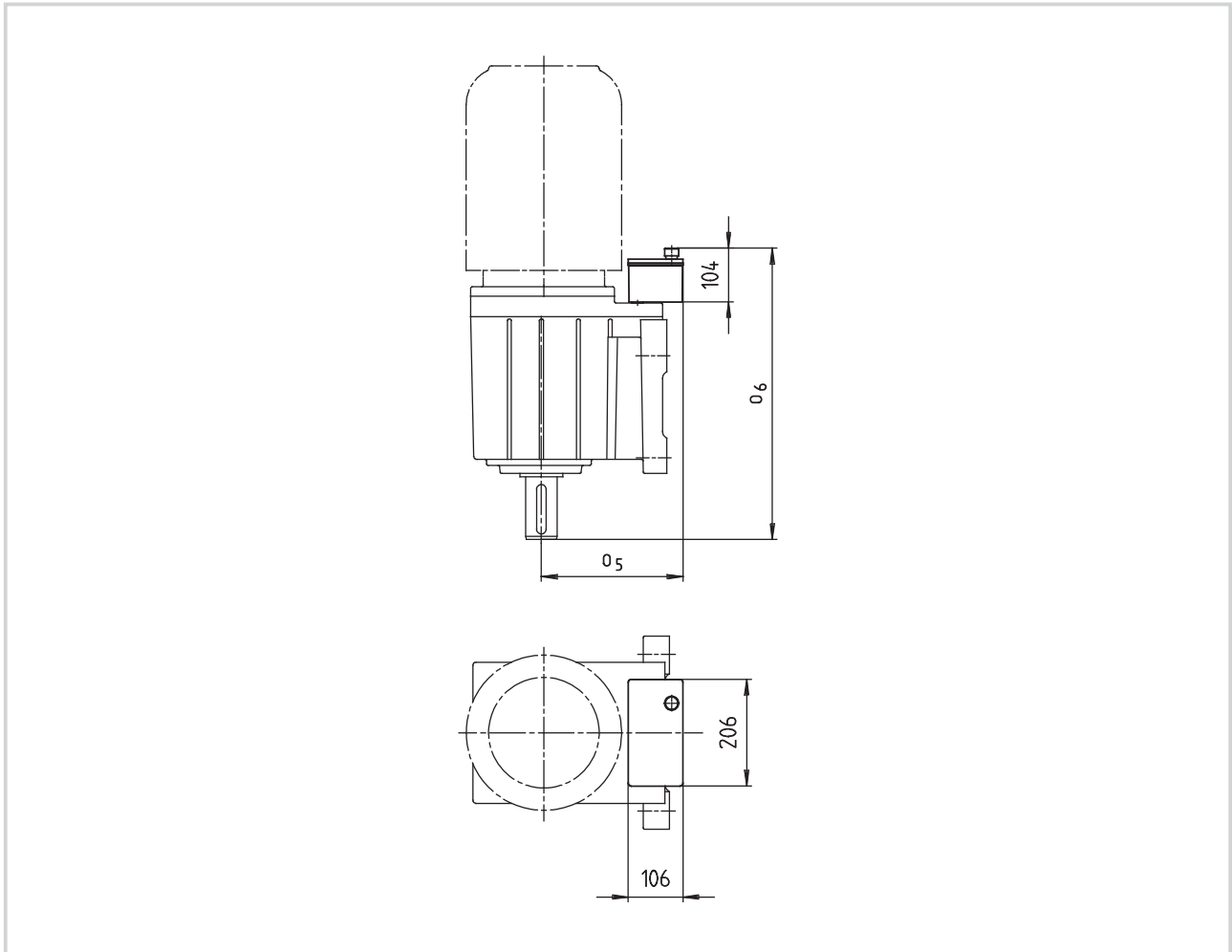
GST05 ... 14-3



- (A ... F) Mounting position  
 ⊗ Ventilation/oil filler plug  
 ● Oil drain plug  
 ◐ Oil control plug  
 \*On both sides  
 \*\* Opposite

- Pos. 1 Standard  
 Pos. 2 only with  
 ▶ GST07-3M V□□ 090C□□  
 ▶ GST07-3M V□□ 100C□□  
 ▶ GST09-3M V□□ 112C□□

## Reservoir for mounting position C



Helical gearbox		Motor frame size / drive size			
GST□□-2 N		□□ / □E / □F		□G	□H / □K
GST□□-2 W		1E	1F / 1G		1H / 1K
09	o <sub>5</sub>	206	226	245	260
	o <sub>6</sub>	477	477	477	477
11	o <sub>5</sub>	208	230	254	268
	o <sub>6</sub>	536	540	540	540
14	o <sub>5</sub>		252	282	282
	o <sub>6</sub>		640	640	640

# Technical data - Helical gearboxes

## Weights - Gearbox with mounting flange

### GST□□ - 1N

GST□□ - 1N VBR																		
Gearbox size	Drive size																	
	1A	1B 2B	5B	□C	□D	1E 2E 3E	4E 5E	1F 2F	3F	1G 3G	2G	5G	1H	2H	3H	5H	6H	1K
04	6.9	7.5	10	11	13													
05		11	14	14	17	19	23											
06		16	18	18	22	24	27	26	29									
07				28	31	33	37	35	38	58	55	48	66		62	77		
09					45	48	51	49	52	73	70	63	81	85	77	92	97	101

GST□□ - 1N VCR																		
Gearbox size	Drive size																	
	1A	1B 2B	5B	□C	□D	1E 2E 3E	4E 5E	1F 2F	3F	1G 3G	2G	5G	1H	2H	3H	5H	6H	1K
04	6.3	6.9	10	10	13													
05		10	13	13	16	18	22											
06		14	17	16	20	22	26	24	27									
07				25	28	30	33	32	35	55	52	45	63		59	74		
09					41	43	47	44	48	68	65	58	76	80	72	88	92	97

3

### GST□□ - 2N

GST□□ - 2N VAR/VBR																			
Gearbox size	Drive size																		
	1A	1B 2B	5B	□C	□D	1E 2E 3E	4E 5E	1F 2F	3F	1G 3G	2G	5G	1H	2H	3H	5H	6H	1K	2K
03	4.6																		
04	8.9	10	12	13	15														
05		15	18	18	20	23	26												
06		22	25	25	28	30	34	32	36										
07				40	43	45	49	47	51	70	67	60	78		74	89			
09					70	72	76	73	77	97	94	87	105	109	101	117	122	126	
11						118	122	119	122	142	139	132	150	154	146	161	166	170	177
14										231	228	221	239	243	235	251	256	258	265

GST□□ - 2N VCR																			
Gearbox size	Drive size																		
	1A	1B 2B	5B	□C	□D	1E 2E 3E	4E 5E	1F 2F	3F	1G 3G	2G	5G	1H	2H	3H	5H	6H	1K	2K
03	4.5																		
04	8.2	8.8	12	12	14														
05		13	16	16	19	21	25												
06		19	22	22	25	28	31	29	33										
07				35	38	41	44	43	46	65	62	55	73		69	85			
09					61	64	67	65	69	89	86	79	97	101	93	108	113	117	
11						103	107	104	108	127	124	117	135	139	131	147	151	155	162
14										203	200	193	211	215	207	223	228	230	237

Weights in [kg] with oil capacity for mounting position A. All data is approximate.

Note the additional weights on page 3-17.



# Technical data - Helical gearboxes

## Weights - Gearbox with mounting flange



### GST□□ - 3N

GST□□ - 3N VAR/VBR																	
Gearbox size	Drive size																
	1A	1B 2B	5B	□C	□D	1E 2E 3E	4E 5E	1F 2F	3F	1G 3G	2G	5G	1H	2H	3H	5H	6H
05	15	16	18	19													
06	25	26	28	29	31												
07		45	48	48	51	53	57										
09		77	80	80	83	85	89	87	91								
11				134	137	139	143	141	145	164	161	154					
14					243	246	249	247	250	271	268	261	279	283	275	290	295
GST□□ - 3N VCR																	
05	13	14	17	17													
06	22	23	26	26	28												
07		41	44	43	46	49	52										
09		69	71	71	75	77	80	79	82								
11				119	122	125	128	126	130	149	146	139					
14					215	218	221	219	222	243	240	233	251	255	247	262	267

Weights in [kg] with oil capacity for mounting position A. All data is approximate.

Note the additional weights on page 3-17.

### GST□□ - 1W

GST□□ - 1W VBR								
Gearbox size	Drive size							
	1A	1B	1C	1D	1E	1F	1G	1H
04	5	6	8					
05		10	11	13				
06			15	18	21	30		
07				27	30	39	44	
09					44	53	59	74

GST□□ - 1W VCR								
Gearbox size	Drive size							
	1A	1B	1C	1D	1E	1F	1G	1H
04	5	5	7					
05		9	10	12				
06			14	16	19	28		
07				24	27	36	41	
09					40	48	54	69

### GST□□ - 2W

GST□□ - 2W VAR/VBR									
Gearbox size	Drive size								
	1A	1B	1C	1D	1E	1F	1G	1H	1K
04	7	8	10						
05		13	15	17					
06			22	24	28	36			
07				39	42	51	56		
09					69	77	83	98	
11						123	128	143	158
14							217	232	246

GST□□ - 2W VCR									
Gearbox size	Drive size								
	1A	1B	1C	1D	1E	1F	1G	1H	1K
04	7	7	9						
05		12	13	15					
06			19	22	25	33			
07				35	38	47	51		
09					60	69	75	90	
11						108	113	128	143
14							189	204	218

### GST□□ - 3W

GST□□ - 3W VAR/VBR								
Gearbox size	Drive size							
	1A	1B	1C	1D	1E	1F	1G	1H
05	13	14	16					
06	23	24	26					
07		44	45	47				
09			77	80	83	91		
11				134	137	145	150	
14					242	251	257	272

GST□□ - 3W VCR								
Gearbox size	Drive size							
	1A	1B	1C	1D	1E	1F	1G	1H
05	12	13	14					
06	21	21	23					
07		39	41	43				
09			68	71	74	83		
11				119	122	130	135	
14					214	223	229	244

Weights in [kg] with oil capacity for mounting position A. All data is approximate.

Note the additional weights on page 3-17.



## Gearbox additional weights

Gearbox size	Flange VCK/VAL
03	0.8
04	1.0
05	1.5
06	3.0
07	4.0
09	7.0
11	11
14	16

# Helical gearbox selection table

## Gearbox with mounting flange

$M_2 \text{ perm} \leq 45 \text{ Nm}$		GST03-2N □□□									
Gearbox	Mounting flange size Motor frame size Flange diameter	i	50 Hz			60 Hz			50 Hz	60 Hz	
			$P_1 \text{ perm}$	$M_2 \text{ perm}$	$n_2$	$P_1 \text{ perm}$	$M_2 \text{ perm}$	$n_2$			Consultation required for mounting position
			[kW]	[Nm]	[rpm]	[kW]	[Nm]	[rpm]			
GST03 - 2N □□□ 1A 63 90			<b><math>n_1 = 2800 \text{ rpm}</math></b>			<b><math>n_1 = 3360 \text{ rpm}</math></b>					
			2.597	1.70	15	1078	1.70	12			1294
			3.413	1.39	16	820	1.39	13			984
			4.368	1.18	17	641	1.18	14			769
			5.312	1.24	22	527	1.24	18			633
			5.965	1.18	23	469	1.18	19			563
			6.982	1.04	24	401	1.04	20			481
			7.840	0.99	26	357	0.99	21			429
			8.935	0.89	26	313	0.89	22			376
			10.033	0.84	28	279	0.84	23			335
			11.429	0.76	29	245	0.76	24			294
			12.833	0.72	31	218	0.72	25			262
			14.836	0.64	32	189	0.64	26			227
			16.660	0.69	38	168	0.69	32			202
			19.013	0.61	39	147	0.61	32			177
			21.350	0.58	41	131	0.58	34			157
			24.595	0.51	42	114	0.51	35			137
			27.618	0.45	42	101	0.45	35			122
			32.000	0.39	42	88	0.39	35			105
			35.933	0.35	42	78	0.35	35			94
41.455	0.30	42	68	0.30	35	81					
46.550	0.29	45	60	0.30	38	72					
52.909	0.26	45	53	0.26	38	64					
59.413	0.23	45	47	0.23	38	57					
GST03 - 2N □□□ 1A 63 90			<b><math>n_1 = 1400 \text{ rpm}</math></b>			<b><math>n_1 = 1680 \text{ rpm}</math></b>					
			2.597	1.05	18	539	1.21	17			647
			3.413	0.85	19	410	0.99	19			492
			4.368	0.72	21	321	0.84	20			385
			5.312	0.76	27	264	0.88	26			316
			5.965	0.73	29	235	0.84	28			282
			6.982	0.64	30	201	0.74	29			241
			7.840	0.61	32	179	0.70	30			214
			8.935	0.55	33	157	0.64	31			188
			10.033	0.52	35	140	0.60	33			167
			11.429	0.47	35	123	0.54	34			147
			12.833	0.44	38	109	0.51	36			131
			14.836	0.40	39	94	0.46	38			113
			16.660	0.37	41	84	0.45	41			101
			19.013	0.33	42	74	0.40	42			88
			21.350	0.31	44	66	0.38	44			79
			24.595	0.28	45	57	0.33	45			68
			27.618	0.25	45	51	0.30	45			61
			32.000	0.21	45	44	0.25	45			53
			35.933	0.19	45	39	0.23	45			47
41.455	0.16	45	34	0.20	45	41					
46.550	0.15	45	30	0.18	45	36					
52.909	0.13	45	27	0.15	45	32					
59.413	0.11	45	24	0.14	45	28					
GST03 - 2N □□□ 1A 63 90			<b><math>n_1 = 700 \text{ min}^{-1}</math></b>			<b><math>n_1 = 840 \text{ rpm}</math></b>					
			2.597	0.52	18	270	0.63	18			323
			3.413	0.43	19	205	0.51	19			246
			4.368	0.36	21	160	0.43	21			192
			5.312	0.38	27	132	0.46	27			158
			5.965	0.36	29	117	0.44	29			141
			6.982	0.32	30	100	0.39	30			120
			7.840	0.30	32	89	0.36	32			107
			8.935	0.28	33	78	0.33	33			94
			10.033	0.26	35	70	0.31	35			84
			11.429	0.23	35	61	0.28	35			74
			12.833	0.22	38	55	0.27	38			66
			14.836	0.20	39	47	0.24	39			57
16.660	0.19	41	42	0.22	41	50					
19.013	0.17	42	37	0.20	42	44					

For dimensions, see page 3-112 onwards.

# Helical gearbox selection table

## Gearbox with mounting flange



$M_2 \text{ perm} \leq 45 \text{ Nm}$			GST03-2N □□□							
Gearbox	Mounting flange size Motor frame size Flange diameter	i	50 Hz			60 Hz			50 Hz	60 Hz
			$P_1 \text{ perm}$ [kW]	$M_2 \text{ perm}$ [Nm]	$n_2$ [rpm]	$P_1 \text{ perm}$ [kW]	$M_2 \text{ perm}$ [Nm]	$n_2$ [rpm]	Consultation required for mounting position	
			<b><math>n_1 = 700 \text{ rpm}</math></b>			<b><math>n_1 = 840 \text{ rpm}</math></b>				
GST03 - 2N □□□ 1A 63 90		21.350	0.16	44	33	0.19	44	39		
		24.595	0.14	45	29	0.17	45	34		
		27.618	0.12	45	25	0.15	45	30		
		32.000	0.11	45	22	0.13	45	26		
		35.933	0.09	45	20	0.11	45	23		
		41.455	0.08	45	17	0.10	45	20		
		46.550	0.07	45	15	0.09	45	18		
		52.909	0.06	45	13	0.08	45	16		
	59.413	0.06	45	12	0.07	45	14			

For dimensions, see page 3-112 onwards.

# Helical gearbox selection table

## Gearbox with mounting flange

$M_2 \text{ perm} \leq 25 \text{ Nm}$		GST04-1N □□□								
Gearbox	Mounting flange size Motor frame size Flange diameter	i	50 Hz			60 Hz			50 Hz	60 Hz
			$P_1 \text{ perm}$	$M_2 \text{ perm}$	$n_2$	$P_1 \text{ perm}$	$M_2 \text{ perm}$	$n_2$		
			[kW]	[Nm]	[rpm]	[kW]	[Nm]	[rpm]		
			<b><math>n_1 = 2800 \text{ rpm}</math></b>			<b><math>n_1 = 3360 \text{ rpm}</math></b>				
GST04 - 1N □□□ 1A	63	2.240	1.03	8	1250	1.03	6	1500	C, D	
	90	2.857	0.96	9	980	0.96	8	1176	C, D	
		4.400	1.05	16	636	1.05	13	764	C, D	
		5.667	0.88	17	494	0.88	14	593	C, D	
		7.182	0.77	19	390	0.77	15	468	C, D	
		9.000	0.62	19	311	0.62	16	373	C, D	
		11.857	0.33	13	236	0.33	11	283	C, D	
GST04 - 1N □□□ □B	1B 2B 5B	1.600	2.23	12	1750	2.08	9	2100	C, D	
	71 63 56C	2.048	2.23	15	1367	2.08	12	1641	C, D	
	105 90 Nema	2.240	2.23	17	1250	2.08	13	1500	C, D	
		2.857	2.03	19	980	2.03	16	1176	C, D	
		3.500	1.73	20	800	1.73	17	960	C, D	
		4.400	1.37	20	636	1.37	17	764	C, D	
		5.667	1.07	20	494	1.07	17	593	C, D	
		7.182	0.84	20	390	0.84	17	468	C, D	
		9.000	0.62	19	311	0.62	16	373	C, D	
	GST04 - 1N □□□ □C	1C 2C 3C 4C 5C 6C 7C	1.600	2.90	16	1750	2.82	13	2100	C, D
80 71 71 71 56C 63 80		2.048	2.69	19	1367	2.69	15	1641	C, D	
160 160 105 120 Nema 160 120		2.240	2.67	20	1250	2.67	17	1500	C, D	
		2.857	2.12	20	980	2.12	17	1176	C, D	
		3.500	1.73	20	800	1.73	17	960	C, D	
		4.400	1.37	20	636	1.37	17	764	C, D	
		5.667	1.07	20	494	1.07	17	593	C, D	
GST04 - 1N □□□ □D		1D 2D 5D	1.600	2.90	16	1750	2.90	13	2100	C, D
	90 80 143/145TC	2.048	2.69	19	1367	2.69	15	1641	C, D	
	160 160 Nema	2.240	2.67	20	1250	2.67	17	1500	C, D	
		2.857	2.12	20	980	2.12	17	1176	C, D	
		3.500	1.73	20	800	1.73	17	960	C, D	
			<b><math>n_1 = 1400 \text{ rpm}</math></b>			<b><math>n_1 = 1680 \text{ rpm}</math></b>				
GST04 - 1N □□□ 1A	63	2.240	0.63	10	625	0.73	9	750		
	90	2.857	0.59	11	490	0.68	11	588		
		4.400	0.65	19	318	0.75	18	382		
		5.667	0.54	21	247	0.63	20	297		
		7.182	0.47	23	195	0.55	22	234		
		9.000	0.38	23	156	0.44	22	187		
		11.857	0.20	16	118	0.23	15	142		
GST04 - 1N □□□ □B	1B 2B 5B	1.600	1.37	15	875	1.59	14	1050		
	71 63 56C	2.048	1.37	19	684	1.59	18	821		
	105 90 Nema	2.240	1.37	21	625	1.59	20	750		
		2.857	1.25	24	490	1.44	23	588		
		3.500	1.06	25	400	1.23	24	480		
		4.400	0.85	25	318	0.98	24	382		
		5.667	0.66	25	247	0.76	24	297		
		7.182	0.52	25	195	0.60	24	234		
		9.000	0.38	23	156	0.44	22	187		
	GST04 - 1N □□□ □C	1C 2C 3C 4C 5C 6C 7C	1.600	1.79	19	875	2.06	18	1050	
80 71 71 71 56C 63 80		2.048	1.66	23	684	1.91	22	821		
160 160 105 120 Nema 160 120		2.240	1.64	25	625	1.90	24	750		
		2.857	1.30	25	490	1.50	24	588		
		3.500	1.06	25	400	1.23	24	480		
		4.400	0.85	25	318	0.98	24	382		
		5.667	0.66	25	247	0.76	24	297		
GST04 - 1N □□□ □D		1D 2D 5D	1.600	1.79	19	875	2.06	18	1050	
	90 80 143/145TC	2.048	1.66	23	684	1.91	22	821		
	160 160 Nema	2.240	1.64	25	625	1.90	24	750		
		2.857	1.30	25	490	1.50	24	588		
		3.500	1.06	25	400	1.23	24	480		

For dimensions, see page 3-112 onwards.

# Helical gearbox selection table

## Gearbox with mounting flange



$M_2 \text{ perm} \leq 25 \text{ Nm}$		GST04-1N □□□												
Gearbox	Mounting flange size Motor frame size Flange diameter	i	50 Hz			60 Hz			50 Hz	60 Hz				
			$P_1 \text{ perm}$	$M_2 \text{ perm}$	$n_2$	$P_1 \text{ perm}$	$M_2 \text{ perm}$	$n_2$	Consultation required for mounting position					
			[kW]	[Nm]	[rpm]	[kW]	[Nm]	[rpm]						
			<b><math>n_1 = 700 \text{ rpm}</math></b>			<b><math>n_1 = 840 \text{ rpm}</math></b>								
GST04 - 1N □□□ 1A	63	2.240	0.32	10	313	0.38	10	375						
	90	2.857	0.30	11	245	0.35	11	294						
		4.400	0.32	19	159	0.39	19	191						
		5.667	0.27	21	124	0.32	21	148						
		7.182	0.24	23	98	0.28	23	117						
		9.000	0.19	23	78	0.23	23	93						
		11.857	0.10	16	59	0.12	16	71						
GST04 - 1N □□□ □B	1B	2B	5B	1.600	0.73	16	438	0.87	16	525				
	71	63	56C	2.048	0.78	21	342	0.93	21	410				
	105	90	Nema	2.240	0.74	22	313	0.89	22	375				
				2.857	0.63	24	245	0.75	24	294				
				3.500	0.53	25	200	0.64	25	240				
				4.400	0.42	25	159	0.51	25	191				
				5.667	0.33	25	124	0.39	25	148				
				7.182	0.26	25	98	0.31	25	117				
				9.000	0.19	23	78	0.23	23	93				
GST04 - 1N □□□ □C	1C	2C	3C	4C	5C	6C	7C	1.600	0.89	19	438	1.07	19	525
	80	71	71	71	56C	63	80	2.048	0.83	23	342	0.99	23	410
	160	160	105	120	Nema	160	120	2.240	0.82	25	313	0.98	25	375
								2.857	0.65	25	245	0.78	25	294
								3.500	0.53	25	200	0.64	25	240
								4.400	0.42	25	159	0.51	25	191
								5.667	0.33	25	124	0.39	25	148
GST04 - 1N □□□ □D	1D	2D	5D	1.600	0.89	19	438	1.07	19	525				
	90	80	143/145TC	2.048	0.83	23	342	0.99	23	410				
	160	160	Nema	2.240	0.82	25	313	0.98	25	375				
				2.857	0.65	25	245	0.78	25	294				
				3.500	0.53	25	200	0.64	25	240				

For dimensions, see page 3-112 onwards.

# Helical gearbox selection table

Gearbox with mounting flange

$M_2 \text{ perm} \leq 73 \text{ Nm}$			GST04-2N □□□								
Gearbox	Mounting flange size Motor frame size Flange diameter		i	50 Hz			60 Hz			50 Hz	60 Hz
				$P_1 \text{ perm}$	$M_2 \text{ perm}$	$n_2$	$P_1 \text{ perm}$	$M_2 \text{ perm}$	$n_2$		
			[kW]	[Nm]	[rpm]	[kW]	[Nm]	[rpm]			
				$n_1 = 2800 \text{ rpm}$			$n_1 = 3360 \text{ rpm}$				
GST04 - 2N □□□ 1A			6.400	1.03	22	438	1.03	18	525		C, D
			9.856	1.03	34	284	1.03	28	341		C, D
			11.200	1.03	38	250	1.03	32	300		C, D
			12.571	0.96	40	223	0.96	33	267		C, D
			14.286	0.96	45	196	0.96	38	235		C, D
			19.360	1.01	65	145	1.01	54	174		C, D
			22.000	0.79	57	127	0.79	48	153		C, D
			24.933	0.80	66	112	0.80	55	135		C, D
			28.333	0.62	59	99	0.62	49	119		C, D
			31.600	0.64	67	89	0.64	56	106		C, D
			35.909	0.50	59	78	0.50	49	94		C, D
			39.600	0.51	67	71	0.51	56	85		C, D
			45.000	0.44	65	62	0.45	56	75		C, D
			52.171	0.40	69	54	0.41	59	64		C, D
			59.286	0.34	66	47	0.35	56	57		C, D
GST04 - 2N □□□ □B			2.956	2.23	22	947	2.08	17	1137		C, D
	1B	2B	3.333	2.23	25	840	2.08	19	1008		C, D
	71	63	4.053	2.23	30	691	2.08	23	829		C, D
	105	90	4.571	2.23	34	613	2.08	26	735		C, D
		Nema	5.187	2.23	38	540	2.08	30	648		C, D
			5.850	2.23	43	479	2.08	33	574		C, D
			6.400	2.11	45	438	2.08	37	525		C, D
			7.040	1.98	46	398	1.98	38	477		C, D
			8.000	1.80	48	350	1.80	40	420		C, D
			9.010	1.71	51	311	1.71	42	373		C, D
			9.856	1.61	53	284	1.61	44	341		C, D
			11.200	1.31	49	250	1.31	41	300		C, D
			12.571	1.35	56	223	1.35	47	267		C, D
			14.286	1.04	49	196	1.04	41	235		C, D
			15.400	1.26	64	182	1.26	54	218		C, D
			17.500	0.98	57	160	0.98	47	192		C, D
			19.360	1.01	65	145	1.01	54	174		C, D
			22.000	0.79	57	127	0.79	48	153		C, D
			24.933	0.80	66	112	0.80	55	135		C, D
			28.333	0.62	59	99	0.62	49	119		C, D
			31.600	0.64	67	89	0.64	56	106		C, D
			35.909	0.50	59	78	0.50	49	94		C, D
			39.600	0.51	67	71	0.51	56	85		C, D
			45.000	0.44	65	62	0.45	56	75		C, D
GST04 - 2N □□□ □C			2.956	3.04	30	947	2.82	23	1137		C, D
	1C	2C	3.333	3.04	33	840	2.82	26	1008		C, D
	80	71	4.053	2.72	37	691	2.72	30	829		C, D
	160	160	4.571	2.58	39	613	2.58	32	735		C, D
		105	5.187	2.37	41	540	2.37	34	648		C, D
		120	5.850	2.23	43	479	2.23	36	574		C, D
		Nema	6.400	2.11	45	438	2.11	37	525		C, D
		160	7.040	1.98	46	398	1.98	38	477		C, D
			8.000	1.80	48	350	1.80	40	420		C, D
			9.010	1.71	51	311	1.71	42	373		C, D
			9.856	1.61	53	284	1.61	44	341		C, D
			11.200	1.31	49	250	1.31	41	300		C, D
			12.571	1.35	56	223	1.35	47	267		C, D
			14.286	1.04	49	196	1.04	41	235		C, D
			15.400	1.26	64	182	1.26	54	218		C, D
			17.500	0.98	57	160	0.98	47	192		C, D
			19.360	1.01	65	145	1.01	54	174		C, D
			22.000	0.79	57	127	0.79	48	153		C, D
			24.933	0.80	66	112	0.80	55	135		C, D
			28.333	0.62	59	99	0.62	49	119		C, D

For dimensions, see page 3-112 onwards.



# Helical gearbox selection table

## Gearbox with mounting flange



$M_2 \text{ perm} \leq 73 \text{ Nm}$				GST04-2N □□□								
Gearbox	Mounting flange size Motor frame size Flange diameter			i	50 Hz			60 Hz			50 Hz	60 Hz
					$P_1 \text{ perm}$	$M_2 \text{ perm}$	$n_2$	$P_1 \text{ perm}$	$M_2 \text{ perm}$	$n_2$		
					[kW]	[Nm]	[rpm]	[kW]	[Nm]	[rpm]		
					<b><math>n_1 = 2800 \text{ rpm}</math></b>			<b><math>n_1 = 3360 \text{ rpm}</math></b>				
GST04 - 2N □□□ □D				2.956	3.25	32	947	3.25	26	1137		C, D
1D	2D	5D		3.333	3.08	34	840	3.08	28	1008		C, D
90	80	143/145TC		4.053	2.72	37	691	2.72	30	829		C, D
160	160	Nema		4.571	2.58	39	613	2.58	32	735		C, D
				5.187	2.37	41	540	2.37	34	648		C, D
				5.850	2.23	43	479	2.23	36	574		C, D
				6.400	2.11	45	438	2.11	37	525		C, D
				7.040	1.98	46	398	1.98	38	477		C, D
				8.000	1.80	48	350	1.80	40	420		C, D
				9.010	1.71	51	311	1.71	42	373		C, D
				9.856	1.61	53	284	1.61	44	341		C, D
				11.200	1.31	49	250	1.31	41	300		C, D
				12.571	1.35	56	223	1.35	47	267		C, D
				14.286	1.04	49	196	1.04	41	235		C, D
				15.400	1.26	64	182	1.26	54	218		C, D
				17.500	0.98	57	160	0.98	47	192		C, D
					<b><math>n_1 = 1400 \text{ rpm}</math></b>			<b><math>n_1 = 1680 \text{ rpm}</math></b>				
GST04 - 2N □□□ 1A				6.400	0.63	27	219	0.73	26	263		
63				9.856	0.63	41	142	0.73	40	171		
90				11.200	0.63	47	125	0.73	45	150		
				12.571	0.59	49	111	0.68	47	134		
				14.286	0.59	56	98	0.68	54	118		
				19.360	0.55	70	72	0.66	70	87		
				22.000	0.43	62	64	0.51	62	76		
				24.933	0.43	71	56	0.52	71	67		
				28.333	0.34	63	49	0.41	63	59		
				31.600	0.35	72	44	0.41	72	53		
				35.909	0.27	64	39	0.32	64	47		
				39.600	0.28	73	35	0.33	73	42		
				45.000	0.22	65	31	0.26	65	37		
				52.171	0.20	69	27	0.24	69	32		
				59.286	0.17	66	24	0.20	66	28		
GST04 - 2N □□□ □B				2.956	1.37	27	474	1.59	26	568		
1B	2B	5B		3.333	1.37	30	420	1.59	29	504		
71	63	56C		4.053	1.37	37	345	1.59	36	415		
105	90	Nema		4.571	1.37	42	306	1.59	40	368		
				5.187	1.37	47	270	1.59	45	324		
				5.850	1.37	53	239	1.59	51	287		
				6.400	1.30	55	219	1.50	53	263		
				7.040	1.22	57	199	1.41	55	239		
				8.000	1.11	59	175	1.28	57	210		
				9.010	1.05	63	155	1.21	60	187		
				9.856	0.99	65	142	1.15	62	171		
				11.200	0.81	60	125	0.94	58	150		
				12.571	0.83	69	111	0.96	67	134		
				14.286	0.64	61	98	0.74	59	118		
				15.400	0.68	70	91	0.82	70	109		
				17.500	0.53	62	80	0.64	62	96		
				19.360	0.55	70	72	0.66	70	87		
				22.000	0.43	62	64	0.51	62	76		
				24.933	0.43	71	56	0.52	71	67		
				28.333	0.34	63	49	0.41	63	59		
				31.600	0.35	72	44	0.41	72	53		
				35.909	0.27	64	39	0.32	64	47		
				39.600	0.28	73	35	0.33	73	42		
				45.000	0.22	65	31	0.26	65	37		

For dimensions, see page 3-112 onwards.

# Helical gearbox selection table

## Gearbox with mounting flange

$M_2 \text{ perm} \leq 73 \text{ Nm}$								GST04-2N □□□								
Gearbox	Mounting flange size Motor frame size Flange diameter							i	50 Hz			60 Hz			50 Hz	60 Hz
	P <sub>1 perm</sub>	M <sub>2 perm</sub>	n <sub>2</sub>	P <sub>1 perm</sub>	M <sub>2 perm</sub>	n <sub>2</sub>	P <sub>1 perm</sub>		M <sub>2 perm</sub>	n <sub>2</sub>	Consultation required for mounting position					
								[kW]	[Nm]	[rpm]	[kW]	[Nm]	[rpm]			
								<b>n<sub>1</sub> = 1400 rpm</b>			<b>n<sub>1</sub> = 1680 rpm</b>					
GST04 - 2N □□□ □C							2.956	1.87	37	474	2.16	35	568			
1C	2C	3C	4C	5C	6C	7C	3.333	1.87	41	420	2.16	40	504			
80	71	71	71	56C	63	80	4.053	1.68	45	345	1.94	43	415			
160	160	105	120	Nema	160	120	4.571	1.59	48	306	1.83	46	368			
							5.187	1.46	50	270	1.68	48	324			
							5.850	1.38	53	239	1.59	51	287			
							6.400	1.30	55	219	1.50	53	263			
							7.040	1.22	57	199	1.41	55	239			
							8.000	1.11	59	175	1.28	57	210			
							9.010	1.05	63	155	1.21	60	187			
							9.856	0.99	65	142	1.15	62	171			
							11.200	0.81	60	125	0.94	58	150			
							12.571	0.83	69	111	0.96	67	134			
							14.286	0.64	61	98	0.74	59	118			
							15.400	0.68	70	91	0.82	70	109			
							17.500	0.53	62	80	0.64	62	96			
							19.360	0.55	70	72	0.66	70	87			
							22.000	0.43	62	64	0.51	62	76			
							24.933	0.43	71	56	0.52	71	67			
							28.333	0.34	63	49	0.41	63	59			
								<b>n<sub>1</sub> = 700 rpm</b>			<b>n<sub>1</sub> = 840 rpm</b>					
GST04 - 2N □□□ 1A							6.400	0.32	27	109	0.38	27	131			
63							9.856	0.32	41	71	0.38	41	85			
90							11.200	0.32	47	63	0.38	47	75			
							12.571	0.30	49	56	0.35	49	67			
							14.286	0.30	56	49	0.35	56	59			
							19.360	0.27	70	36	0.33	70	43			
							22.000	0.21	62	32	0.26	62	38			
							24.933	0.22	71	28	0.26	71	34			
							28.333	0.17	63	25	0.20	63	30			
							31.600	0.17	72	22	0.21	72	27			
							35.909	0.13	64	20	0.16	64	23			
							39.600	0.14	73	18	0.17	73	21			
							45.000	0.11	65	16	0.13	65	19			
							52.171	0.10	69	13	0.12	69	16			
							59.286	0.08	66	12	0.10	66	14			

For dimensions, see page 3-112 onwards.

# Helical gearbox selection table

## Gearbox with mounting flange



$M_2 \text{ perm} \leq 73 \text{ Nm}$				GST04-2N □□□								
Gearbox	Mounting flange size Motor frame size Flange diameter			i	50 Hz			60 Hz			50 Hz	60 Hz
					$P_1 \text{ perm}$	$M_2 \text{ perm}$	$n_2$	$P_1 \text{ perm}$	$M_2 \text{ perm}$	$n_2$	Consultation required for mounting position	
					[kW]	[Nm]	[rpm]	[kW]	[Nm]	[rpm]		
					<b><math>n_1 = 700 \text{ rpm}</math></b>			<b><math>n_1 = 840 \text{ rpm}</math></b>				
GST04 - 2N □□□ □B				2.956	0.73	28	237	0.87	28	284		
<b>1B</b> 2B 5B				3.333	0.73	32	210	0.87	32	252		
<b>71</b> 63 56C				4.053	0.73	39	173	0.87	39	207		
<b>105</b> 90 Nema				4.571	0.73	44	153	0.87	44	184		
				5.187	0.73	50	135	0.87	50	162		
				5.850	0.69	53	120	0.83	53	144		
				6.400	0.65	55	109	0.78	55	131		
				7.040	0.61	57	99	0.73	57	119		
				8.000	0.56	59	88	0.67	59	105		
				9.010	0.53	63	78	0.63	63	93		
				9.856	0.50	65	71	0.60	65	85		
				11.200	0.40	60	63	0.49	60	75		
				12.571	0.42	69	56	0.50	69	67		
				14.286	0.32	61	49	0.39	61	59		
				15.400	0.34	70	46	0.41	70	55		
				17.500	0.27	62	40	0.32	62	48		
				19.360	0.27	70	36	0.33	70	43		
				22.000	0.21	62	32	0.26	62	38		
				24.933	0.22	71	28	0.26	71	34		
				28.333	0.17	63	25	0.20	63	30		
				31.600	0.17	72	22	0.21	72	27		
				35.909	0.13	64	20	0.16	64	23		
				39.600	0.14	73	18	0.17	73	21		
				45.000	0.11	65	16	0.13	65	19		
GST04 - 2N □□□ □C				2.956	1.00	39	237	1.20	39	284		
<b>1C</b> 2C 3C 4C 5C 6C 7C				3.333	0.95	42	210	1.14	42	252		
<b>80</b> 71 71 71 56C 63 80				4.053	0.84	45	173	1.01	45	207		
<b>160</b> 160 105 120 Nema 160 120				4.571	0.79	48	153	0.95	48	184		
				5.187	0.73	50	135	0.87	50	162		
				5.850	0.69	53	120	0.83	53	144		
				6.400	0.65	55	109	0.78	55	131		
				7.040	0.61	57	99	0.73	57	119		
				8.000	0.56	59	88	0.67	59	105		
				9.010	0.53	63	78	0.63	63	93		
				9.856	0.50	65	71	0.60	65	85		
				11.200	0.40	60	63	0.49	60	75		
				12.571	0.42	69	56	0.50	69	67		
				14.286	0.32	61	49	0.39	61	59		
				15.400	0.34	70	46	0.41	70	55		
				17.500	0.27	62	40	0.32	62	48		
				19.360	0.27	70	36	0.33	70	43		
				22.000	0.21	62	32	0.26	62	38		
				24.933	0.22	71	28	0.26	71	34		
				28.333	0.17	63	25	0.20	63	30		
GST04 - 2N □□□ □D				2.956	1.00	39	237	1.20	39	284		
<b>1D</b> 2D 5D				3.333	0.95	42	210	1.14	42	252		
<b>90</b> 80 143/145TC				4.053	0.84	45	173	1.01	45	207		
<b>160</b> 160 Nema				4.571	0.79	48	153	0.95	48	184		
				5.187	0.73	50	135	0.87	50	162		
				5.850	0.69	53	120	0.83	53	144		
				6.400	0.65	55	109	0.78	55	131		
				7.040	0.61	57	99	0.73	57	119		
				8.000	0.56	59	88	0.67	59	105		
				9.010	0.53	63	78	0.63	63	93		
				9.856	0.50	65	71	0.60	65	85		
				11.200	0.40	60	63	0.49	60	75		
				12.571	0.42	69	56	0.50	69	67		
				14.286	0.32	61	49	0.39	61	59		
				15.400	0.34	70	46	0.41	70	55		
				17.500	0.27	62	40	0.32	62	48		

For dimensions, see page 3-112 onwards.

# Helical gearbox selection table

## Gearbox with mounting flange

$M_2 \text{ perm} \leq 54 \text{ Nm}$		GST05-1N □□□														
Gearbox	Mounting flange size Motor frame size Flange diameter	i	50 Hz			60 Hz			50 Hz	60 Hz						
			$P_1 \text{ perm}$	$M_2 \text{ perm}$	$n_2$	$P_1 \text{ perm}$	$M_2 \text{ perm}$	$n_2$			Consultation required for mounting position					
			[kW]	[Nm]	[rpm]	[kW]	[Nm]	[rpm]								
			<b><math>n_1 = 2800 \text{ rpm}</math></b>			<b><math>n_1 = 3360 \text{ rpm}</math></b>										
GST05 - 1N □□□ □B	1B 5B 71 56C 105 Nema	2.240	2.23	17	1250	2.08	13	1500	C, D							
			2.857	2.23	21	980	2.08	17			1176					
			4.556	1.73	27	615	1.73	22			738					
			5.667	1.45	28	494	1.45	23			593					
			7.333	1.16	29	382	1.16	24			458					
			8.900	0.97	29	315	0.97	24			378					
			11.375	0.65	25	246	0.65	21			295					
GST05 - 1N □□□ □C	1C 2C 3C 4C 5C 6C 7C 80 71 71 71 56C 63 80 160 160 105 120 Nema 160 120	2.048	3.04	21	1367	2.82	16	1641	C, D							
			2.240	3.04	23	1250	2.82	18			1500					
			2.857	3.04	29	980	2.82	23			1176					
			3.500	3.04	36	800	2.82	28			960					
			4.556	2.69	41	615	2.69	34			738					
			5.667	2.25	43	494	2.25	36			593					
			7.333	1.54	38	382	1.54	32			458					
8.900	1.14	34	315	1.14	28	378										
GST05 - 1N □□□ □D	1D 2D 5D 90 80 143/145TC 160 160 Nema	1.600	3.75	20	1750	3.49	16	2100	C, D							
			2.048	3.75	26	1367	3.49	20			1641					
			2.240	3.75	28	1250	3.49	22			1500					
			2.857	3.75	36	980	3.49	28			1176					
			3.500	3.73	44	800	3.49	34			960					
			4.556	2.87	44	615	2.87	37			738					
			5.667	2.30	44	494	2.30	37			593					
GST05 - 1N □□□ □E	1E 1E 2E 3E 4E 5E 100 112 90 80 90 182/184TC 160 160 160 160 200 Nema	1.600	6.75	36	1750	6.75	30	2100	C, D							
			2.048	6.20	43	1367	6.20	36			1641					
			2.240	5.72	43	1250	5.72	36			1500					
			2.857	4.48	43	980	4.48	36			1176					
			3.500	3.73	44	800	3.73	37			960					
GST05 - 1N □□□ □B	1B 5B 71 56C 105 Nema	2.240	<b><math>n_1 = 1400 \text{ rpm}</math></b>			<b><math>n_1 = 1680 \text{ rpm}</math></b>			C, D							
			2.857	1.37	21	625	1.59	20			750					
			4.556	1.37	26	490	1.59	25			588					
			5.667	1.07	33	307	1.23	31			369					
			7.333	0.89	34	247	1.03	33			297					
			8.900	0.72	35	191	0.83	34			229					
			11.375	0.60	36	157	0.69	34			189					
				0.40	31	123	0.47	30			148					
			GST05 - 1N □□□ □C	1C 2C 3C 4C 5C 6C 7C 80 71 71 71 56C 63 80 160 160 105 120 Nema 160 120	2.048	1.87	26	684			2.16	25	821	C, D		
						2.240	1.87	28			625	2.16	27			750
						2.857	1.87	36			490	2.16	35			588
						3.500	1.87	44			400	2.16	42			480
						4.556	1.66	51			307	1.92	49			369
5.667	1.39	53				247	1.60	51	297							
7.333	0.95	47				191	1.10	45	229							
8.900	0.70	42	157	0.81	41	189										
GST05 - 1N □□□ □D	1D 2D 5D 90 80 143/145TC 160 160 Nema	1.600	2.31	25	875	2.67	24	1050	C, D							
			2.048	2.31	32	684	2.67	31			821					
			2.240	2.31	35	625	2.67	33			750					
			2.857	2.31	44	490	2.67	43			588					
			3.500	2.30	54	400	2.65	52			480					
			4.556	1.76	54	307	2.04	52			369					
			5.667	1.42	54	247	1.64	52			297					
GST05 - 1N □□□ □E	1E 1E 2E 3E 4E 5E 100 112 90 80 90 182/184TC 160 160 160 160 200 Nema	1.600	4.16	45	875	4.80	43	1050	C, D							
			2.048	3.82	53	684	4.41	51			821					
			2.240	3.52	53	625	4.07	51			750					
			2.857	2.76	53	490	3.19	51			588					
			3.500	2.30	54	400	2.65	52			480					

For dimensions, see page 3-112 onwards.

# Helical gearbox selection table

## Gearbox with mounting flange



$M_2 \text{ perm} \leq 54 \text{ Nm}$		GST05-1N □□□								
Gearbox	Mounting flange size Motor frame size Flange diameter	i	50 Hz			60 Hz			50 Hz	60 Hz
			$P_1 \text{ perm}$	$M_2 \text{ perm}$	$n_2$	$P_1 \text{ perm}$	$M_2 \text{ perm}$	$n_2$	Consultation required for mounting position	
					<b><math>n_1 = 700 \text{ rpm}</math></b>					
					<b><math>n_1 = 840 \text{ rpm}</math></b>					
GST05 - 1N □□□ □B		2.240	0.73	22	313	0.87	22	375		
1B	5B	2.857	0.77	30	245	0.93	30	294		
71	56C	4.556	0.53	33	154	0.64	33	184		
105	Nema	5.667	0.45	34	124	0.54	34	148		
		7.333	0.36	35	96	0.43	35	115		
		8.900	0.30	36	79	0.36	36	94		
		11.375	0.20	31	62	0.24	31	74		
GST05 - 1N □□□ □C		2.048	1.25	34	342	1.50	34	410		
1C	2C 3C 4C 5C 6C 7C	2.240	1.25	38	313	1.50	38	375		
80	71 71 71 56C 63 80	2.857	1.20	46	245	1.44	46	294		
160	160 105 120 Nema 160 120	3.500	1.03	49	200	1.24	49	240		
		4.556	0.83	51	154	1.00	51	184		
		5.667	0.69	53	124	0.83	53	148		
		7.333	0.47	47	96	0.57	47	115		
		8.900	0.35	42	79	0.42	42	94		
GST05 - 1N □□□ □D		1.600	1.54	33	438	1.85	33	525		
1D	2D 5D	2.048	1.54	42	342	1.85	42	410		
90	80 143/145TC	2.240	1.54	46	313	1.85	46	375		
160	160 Nema	2.857	1.38	53	245	1.66	53	294		
		3.500	1.15	54	200	1.38	54	240		
		4.556	0.88	54	154	1.06	54	184		
		5.667	0.71	54	124	0.85	54	148		
GST05 - 1N □□□ □E		1.600	2.08	45	438	2.49	45	525		
1E	1E 2E 3E 4E 5E	2.048	1.91	53	342	2.29	53	410		
100	112 90 80 90 182/184TC	2.240	1.76	53	313	2.11	53	375		
160	160 160 160 200 Nema	2.857	1.38	53	245	1.66	53	294		
		3.500	1.15	54	200	1.38	54	240		

For dimensions, see page 3-112 onwards.

# Helical gearbox selection table

## Gearbox with mounting flange

$M_2 \text{ perm} \leq 165 \text{ Nm}$				GST05-2N □□□								
Gearbox	Mounting flange size Motor frame size Flange diameter			i	50 Hz			60 Hz			50 Hz	60 Hz
					$P_1 \text{ perm}$	$M_2 \text{ perm}$	$n_2$	$P_1 \text{ perm}$	$M_2 \text{ perm}$	$n_2$		
					[kW]	[Nm]	[rpm]	[kW]	[Nm]	[rpm]		
					<b><math>n_1 = 2800 \text{ rpm}</math></b>			<b><math>n_1 = 3360 \text{ rpm}</math></b>				
GST05 - 2N □□□ □B				6.400	2.23	47	438	2.08	37	525		C, D
<b>1B</b> 5B				7.238	2.23	53	387	2.08	41	464		C, D
<b>71</b> 56C				8.163	2.23	60	343	2.08	47	412		C, D
<b>105</b> Nema				11.200	2.23	83	250	2.08	64	300		C, D
				13.016	1.73	75	215	1.73	62	258		C, D
				14.356	1.45	69	195	1.45	57	234		C, D
				16.190	1.65	88	173	1.65	74	208		C, D
				20.044	1.97	131	140	1.97	109	168		C, D
				22.778	1.76	133	123	1.76	111	148		C, D
				24.933	1.65	136	112	1.65	113	135		C, D
				28.333	1.45	136	99	1.45	113	119		C, D
				32.267	1.32	141	87	1.32	118	104		C, D
				36.667	1.13	137	76	1.13	114	92		C, D
				39.160	1.10	143	72	1.10	119	86		C, D
				44.500	1.01	149	63	1.04	127	76		C, D
				50.050	0.82	136	56	0.84	116	67		C, D
				56.875	0.80	150	49	0.82	128	59		C, D
GST05 - 2N □□□ □C				5.187	3.04	52	540	2.82	40	648		C, D
<b>1C</b> 2C 3C 4C 5C 6C 7C				5.850	3.04	59	479	2.82	46	574		C, D
<b>80</b> 71 71 71 56C 63 80				6.400	3.04	64	438	2.82	50	525		C, D
<b>160</b> 160 105 120 Nema 160 120				7.238	3.04	73	387	2.82	56	464		C, D
				8.163	3.04	82	343	2.82	64	412		C, D
				9.010	3.04	91	311	2.82	70	373		C, D
				10.000	3.04	100	280	2.82	78	336		C, D
				11.200	2.80	104	250	2.80	86	300		C, D
				13.016	2.59	111	215	2.59	93	258		C, D
				14.356	2.25	107	195	2.25	89	234		C, D
				16.190	2.56	137	173	2.56	114	208		C, D
				17.500	2.26	131	160	2.26	109	192		C, D
				20.044	2.22	147	140	2.22	123	168		C, D
				22.778	1.76	133	123	1.76	111	148		C, D
				24.933	1.81	149	112	1.81	125	135		C, D
				28.333	1.45	136	99	1.45	113	119		C, D
				32.267	1.42	151	87	1.42	126	104		C, D
				36.667	1.13	137	76	1.13	114	92		C, D
				39.160	1.17	152	72	1.17	127	86		C, D
				44.500	1.01	149	63	1.04	127	76		C, D
GST05 - 2N □□□ □D				2.956	3.75	37	947	3.49	28	1137		C, D
<b>1D</b> 2D 5D				3.333	3.75	41	840	3.49	32	1008		C, D
<b>90</b> 80 143/145TC				4.053	3.75	50	691	3.49	39	829		C, D
<b>160</b> 160 Nema				4.571	3.75	57	613	3.49	44	735		C, D
				5.187	3.75	64	540	3.49	50	648		C, D
				5.850	3.75	73	479	3.49	56	574		C, D
				6.400	3.75	79	438	3.49	62	525		C, D
				7.238	3.67	88	387	3.49	70	464		C, D
				8.163	3.46	93	343	3.46	78	412		C, D
				9.010	3.24	96	311	3.24	80	373		C, D
				10.000	3.05	101	280	3.05	84	336		C, D
				11.200	2.80	104	250	2.80	86	300		C, D
				13.016	2.59	111	215	2.59	93	258		C, D
				14.356	2.39	113	195	2.39	95	234		C, D
				16.190	2.56	137	173	2.56	114	208		C, D
				17.500	2.26	131	160	2.26	109	192		C, D
				20.044	2.22	147	140	2.22	123	168		C, D
				22.778	1.76	133	123	1.76	111	148		C, D
				24.933	1.81	149	112	1.81	125	135		C, D
				28.333	1.45	136	99	1.45	113	119		C, D

For dimensions, see page 3-112 onwards.

# Helical gearbox selection table

## Gearbox with mounting flange



$M_2 \text{ perm} \leq 165 \text{ Nm}$							GST05-2N □□□									
Gearbox	Mounting flange size Motor frame size Flange diameter						i	50 Hz			60 Hz			50 Hz	60 Hz	
								P <sub>1 perm</sub>	M <sub>2 perm</sub>	n <sub>2</sub>	P <sub>1 perm</sub>	M <sub>2 perm</sub>	n <sub>2</sub>			Consultation required for mounting position
						[kW]			[Nm]			[rpm]				
							<b>n<sub>1</sub> = 2800 rpm</b>			<b>n<sub>1</sub> = 3360 rpm</b>						
GST05 - 2N □□□ □E							2.956	5.24	51	947	5.24	43	1137		C, D	
1E	1E	2E	3E	4E	5E		3.333	5.74	63	840	5.74	53	1008		C, D	
100	112	90	80	90	182/184TC		4.053	4.92	66	691	4.92	55	829		C, D	
160	160	160	160	200	Nema		4.571	4.90	74	613	4.90	62	735		C, D	
							5.187	4.25	73	540	4.25	61	648		C, D	
							5.850	4.25	82	479	4.25	69	574		C, D	
							6.400	4.02	85	438	4.02	71	525		C, D	
							7.238	3.67	88	387	3.67	73	464		C, D	
							8.163	3.46	93	343	3.46	78	412		C, D	
							9.010	3.24	96	311	3.24	80	373		C, D	
							10.000	3.05	101	280	3.05	84	336		C, D	
							11.200	2.80	104	250	2.80	86	300		C, D	
							17.500	2.26	131	160	2.26	109	192		C, D	
							<b>n<sub>1</sub> = 1400 rpm</b>			<b>n<sub>1</sub> = 1680 rpm</b>						
GST05 - 2N □□□ □B							6.400	1.37	58	219	1.59	56	263			
1B	5B						7.238	1.37	66	193	1.59	63	232			
71	56C						8.163	1.37	74	172	1.59	71	206			
105	Nema						11.200	1.37	102	125	1.59	98	150			
							13.016	1.07	92	108	1.23	88	129			
							14.356	0.89	85	98	1.03	82	117			
							16.190	0.89	96	87	1.07	96	104			
							20.044	1.07	142	70	1.28	142	84			
							22.778	0.96	144	62	1.15	144	74			
							24.933	0.89	147	56	1.07	147	67			
							28.333	0.78	147	49	0.94	147	59			
							32.267	0.72	153	43	0.86	153	52			
							36.667	0.61	148	38	0.73	148	46			
							39.160	0.60	155	36	0.72	155	43			
							44.500	0.51	149	32	0.61	149	38			
							50.050	0.41	136	28	0.49	136	34			
							56.875	0.40	150	25	0.48	150	30			
GST05 - 2N □□□ □C							5.187	1.87	64	270	2.16	62	324			
1C	2C	3C	4C	5C	6C	7C	5.850	1.87	72	239	2.16	70	287			
80	71	71	71	56C	63	80	6.400	1.87	79	219	2.16	76	263			
160	160	105	120	Nema	160	120	7.238	1.87	90	193	2.16	86	232			
							8.163	1.87	101	172	2.16	97	206			
							9.010	1.87	111	155	2.16	107	187			
							10.000	1.87	124	140	2.16	119	168			
							11.200	1.72	128	125	1.99	123	150			
							13.016	1.59	137	108	1.84	132	129			
							14.356	1.39	132	98	1.60	127	117			
							16.190	1.39	148	87	1.66	148	104			
							17.500	1.23	142	80	1.47	142	96			
							20.044	1.20	159	70	1.44	159	84			
							22.778	0.96	144	62	1.15	144	74			
							24.933	0.98	162	56	1.18	162	67			
							28.333	0.78	147	49	0.94	147	59			
							32.267	0.77	164	43	0.92	164	52			
							36.667	0.61	148	38	0.73	148	46			
							39.160	0.64	165	36	0.76	165	43			
							44.500	0.51	149	32	0.61	149	38			
GST05 - 2N □□□ □D							2.956	2.31	45	474	2.67	43	568			
1D	2D	5D					3.333	2.31	51	420	2.67	49	504			
90	80	143/145TC					4.053	2.31	62	345	2.67	60	415			
160	160	Nema					4.571	2.31	70	306	2.67	67	368			
							5.187	2.31	79	270	2.67	76	324			
							5.850	2.31	89	239	2.67	86	287			
							6.400	2.31	98	219	2.67	94	263			
							7.238	2.26	108	193	2.61	104	232			
							8.163	2.13	115	172	2.46	111	206			
							9.010	1.99	119	155	2.30	114	187			

For dimensions, see page 3-112 onwards.

# Helical gearbox selection table

## Gearbox with mounting flange

$M_2 \text{ perm} \leq 165 \text{ Nm}$				GST05-2N □□□								
Gearbox	Mounting flange size Motor frame size Flange diameter			i	50 Hz			60 Hz			50 Hz	60 Hz
					$P_1 \text{ perm}$	$M_2 \text{ perm}$	$n_2$	$P_1 \text{ perm}$	$M_2 \text{ perm}$	$n_2$		
					[kW]	[Nm]	[rpm]	[kW]	[Nm]	[rpm]		
					<b><math>n_1 = 1400 \text{ rpm}</math></b>			<b><math>n_1 = 1680 \text{ rpm}</math></b>				
GST05 - 2N □□□ □D				10.000	1.88	124	140	2.17	120	168		
1D	2D	5D		11.200	1.72	128	125	1.99	123	150		
90	80	143/145TC		13.016	1.59	137	108	1.84	132	129		
160	160	Nema		14.356	1.47	140	98	1.70	135	117		
				16.190	1.39	148	87	1.66	148	104		
				17.500	1.23	142	80	1.47	142	96		
				20.044	1.20	159	70	1.44	159	84		
				22.778	0.96	144	62	1.15	144	74		
				24.933	0.98	162	56	1.18	162	67		
				28.333	0.78	147	49	0.94	147	59		
					<b><math>n_1 = 700 \text{ rpm}</math></b>			<b><math>n_1 = 840 \text{ rpm}</math></b>				
GST05 - 2N □□□ □E				2.956	3.23	63	474	3.73	61	568		
1E	1E	2E	3E	4E	5E							
100	112	90	80	90	182/184TC			3.50	78	415		
160	160	160	160	200	Nema			3.49	88	368		
					5.187	2.62	90	3.03	87	324		
					5.850	2.62	101	3.02	98	287		
					6.400	2.47	105	2.86	101	263		
					7.238	2.26	108	2.61	104	232		
					8.163	2.13	115	2.46	111	206		
					9.010	1.99	119	2.30	114	187		
					10.000	1.88	124	2.17	120	168		
					11.200	1.72	128	1.99	123	150		
					17.500	1.23	142	1.47	142	96		
					<b><math>n_1 = 700 \text{ rpm}</math></b>			<b><math>n_1 = 840 \text{ rpm}</math></b>				
GST05 - 2N □□□ □B				6.400	0.73	62	109	0.87	62	131		
1B	5B			7.238	0.77	74	97	0.93	74	116		
71	56C			8.163	0.77	83	86	0.93	83	103		
105	Nema			11.200	0.73	108	63	0.87	108	75		
				13.016	0.53	92	54	0.64	92	65		
				14.356	0.45	85	49	0.54	85	59		
				16.190	0.45	96	43	0.54	96	52		
				20.044	0.53	142	35	0.64	142	42		
				22.778	0.48	144	31	0.57	144	37		
				24.933	0.45	147	28	0.54	147	34		
				28.333	0.39	147	25	0.47	147	30		
				32.267	0.36	153	22	0.43	153	26		
				36.667	0.30	148	19	0.37	148	23		
				39.160	0.30	155	18	0.36	155	22		
				44.500	0.25	149	16	0.30	149	19		
				50.050	0.20	136	14	0.25	136	17		
				56.875	0.20	150	12	0.24	150	15		
					<b><math>n_1 = 700 \text{ rpm}</math></b>			<b><math>n_1 = 840 \text{ rpm}</math></b>				
GST05 - 2N □□□ □C				5.187	1.25	86	135	1.50	86	162		
1C	2C	3C	4C	5C	6C	7C						
80	71	71	71	56C	63	80		1.50	96	144		
160	160	105	120	Nema	160	120		1.48	105	131		
					7.238	1.13	108	1.36	108	116		
					8.163	1.07	115	1.28	115	103		
					9.010	1.00	119	1.20	119	93		
					10.000	0.94	124	1.13	124	84		
					11.200	0.86	128	1.03	128	75		
					13.016	0.80	137	0.96	137	65		
					14.356	0.69	132	0.83	132	59		
					16.190	0.69	148	0.83	148	52		
					17.500	0.61	142	0.74	142	48		
					20.044	0.60	159	0.72	159	42		
					22.778	0.48	144	0.57	144	37		
					24.933	0.49	162	0.59	162	34		
					28.333	0.39	147	0.47	147	30		
					32.267	0.38	164	0.46	164	26		
					36.667	0.30	148	0.37	148	23		
					39.160	0.32	165	0.38	165	22		
					44.500	0.25	149	0.30	149	19		

For dimensions, see page 3-112 onwards.



# Helical gearbox selection table

## Gearbox with mounting flange



$M_2 \text{ perm} \leq 165 \text{ Nm}$				GST05-2N □□□								
Gearbox	Mounting flange size Motor frame size Flange diameter			i	50 Hz			60 Hz			50 Hz	60 Hz
					$P_1 \text{ perm}$	$M_2 \text{ perm}$	$n_2$	$P_1 \text{ perm}$	$M_2 \text{ perm}$	$n_2$	Consultation required for mounting position	
					[kW]	[Nm]	[rpm]	[kW]	[Nm]	[rpm]		
					<b><math>n_1 = 700 \text{ rpm}</math></b>			<b><math>n_1 = 840 \text{ rpm}</math></b>				
GST05 - 2N □□□ □D				2.956	1.54	60	237	1.85	60	284		
<b>1D</b> 2D 5D				3.333	1.54	68	210	1.85	68	252		
<b>90</b> 80 143/145TC				4.053	1.51	81	173	1.82	81	207		
<b>160</b> 160 Nema				4.571	1.51	91	153	1.81	91	184		
				5.187	1.31	90	135	1.57	90	162		
				5.850	1.31	101	120	1.57	101	144		
				6.400	1.24	105	109	1.48	105	131		
				7.238	1.13	108	97	1.36	108	116		
				8.163	1.07	115	86	1.28	115	103		
				9.010	1.00	119	78	1.20	119	93		
				10.000	0.94	124	70	1.13	124	84		
				11.200	0.86	128	63	1.03	128	75		
				13.016	0.80	137	54	0.96	137	65		
				14.356	0.74	140	49	0.88	140	59		
				16.190	0.69	148	43	0.83	148	52		
				17.500	0.61	142	40	0.74	142	48		
				20.044	0.60	159	35	0.72	159	42		
				22.778	0.48	144	31	0.57	144	37		
				24.933	0.49	162	28	0.59	162	34		
				28.333	0.39	147	25	0.47	147	30		
GST05 - 2N □□□ □E				2.956	1.61	63	237	1.94	63	284		
<b>1E</b> 1E 2E 3E 4E 5E				3.333	1.77	78	210	2.12	78	252		
<b>100</b> 112 90 80 90 182/184TC				4.053	1.51	81	173	1.82	81	207		
<b>160</b> 160 160 160 200 Nema				4.571	1.51	91	153	1.81	91	184		
				5.187	1.31	90	135	1.57	90	162		
				5.850	1.31	101	120	1.57	101	144		
				6.400	1.24	105	109	1.48	105	131		
				7.238	1.13	108	97	1.36	108	116		
				8.163	1.07	115	86	1.28	115	103		
				9.010	1.00	119	78	1.20	119	93		
				10.000	0.94	124	70	1.13	124	84		
				11.200	0.86	128	63	1.03	128	75		
				17.500	0.61	142	40	0.74	142	48		

For dimensions, see page 3-112 onwards.

# Helical gearbox selection table

## Gearbox with mounting flange

$M_2 \text{ perm} \leq 172 \text{ Nm}$				GST05-3N □□□								
Gearbox	Mounting flange size Motor frame size Flange diameter			i	50 Hz			60 Hz			50 Hz	60 Hz
					$P_1 \text{ perm}$	$M_2 \text{ perm}$	$n_2$	$P_1 \text{ perm}$	$M_2 \text{ perm}$	$n_2$		
					[kW]	[Nm]	[rpm]	[kW]	[Nm]	[rpm]		
				$n_1 = 1400 \text{ rpm}$			$n_1 = 1680 \text{ rpm}$					
GST05 - 3N □□□ 1A 63 90				36.267	0.57	134	39	0.68	134	46		
				46.259	0.48	145	30	0.58	145	36		
				63.467	0.35	146	22	0.42	146	27		
				71.238	0.36	167	20	0.43	167	24		
				80.952	0.28	147	17	0.33	147	21		
				91.746	0.29	170	15	0.34	170	18		
				116.277	0.22	170	12	0.27	170	14		
				124.667	0.18	149	11	0.22	149	14		
				145.714	0.18	170	9.6	0.22	170	12		
				160.556	0.14	150	8.7	0.17	150	11		
				179.067	0.14	167	7.8	0.17	167	9.4		
				191.973	0.14	170	7.3	0.16	170	8.8		
				224.400	0.12	169	6.2	0.14	169	7.5		
				255.000	0.09	152	5.5	0.11	152	6.6		
				295.638	0.09	172	4.7	0.11	172	5.7		
			335.952	0.07	154	4.2	0.08	154	5.0			
GST05 - 3N □□□ □B 1B 2B 5B 71 63 56C 105 90 Nema				36.267	0.57	134	39	0.68	134	46		
				46.259	0.48	145	30	0.58	145	36		
				56.667	0.42	155	25	0.50	155	30		
				63.467	0.35	146	22	0.42	146	27		
				71.238	0.36	167	20	0.43	167	24		
				80.952	0.28	147	17	0.33	147	21		
				91.746	0.29	170	15	0.34	170	18		
				99.167	0.23	148	14	0.27	148	17		
				116.277	0.22	170	12	0.27	170	14		
				124.667	0.18	149	11	0.22	149	14		
				145.714	0.18	170	9.6	0.22	170	12		
				160.556	0.14	150	8.7	0.17	150	11		
				179.067	0.14	167	7.8	0.17	167	9.4		
				224.400	0.12	169	6.2	0.14	169	7.5		
				255.000	0.09	152	5.5	0.11	152	6.6		
GST05 - 3N □□□ □C 1C 2C 3C 4C 5C 6C 7C 80 71 71 71 56C 63 80 160 160 105 120 Nema 160 120				36.267	0.57	134	39	0.68	134	46		
				46.259	0.48	145	30	0.58	145	36		
				56.667	0.42	155	25	0.50	155	30		
				63.467	0.35	146	22	0.42	146	27		
				71.238	0.36	167	20	0.43	167	24		
				80.952	0.28	147	17	0.33	147	21		
				91.746	0.29	170	15	0.34	170	18		
				99.167	0.23	148	14	0.27	148	17		
				116.277	0.22	170	12	0.27	170	14		
				124.667	0.18	149	11	0.22	149	14		
				145.714	0.18	170	9.6	0.22	170	12		
				160.556	0.14	150	8.7	0.17	150	11		
				179.067	0.14	167	7.8	0.17	167	9.4		
				224.400	0.12	169	6.2	0.14	169	7.5		
				255.000	0.09	152	5.5	0.11	152	6.6		
				$n_1 = 700 \text{ rpm}$			$n_1 = 840 \text{ rpm}$					
GST05 - 3N □□□ 1A 63 90				36.267	0.28	134	19	0.34	134	23		
				46.259	0.24	145	15	0.29	145	18		
				63.467	0.18	146	11	0.21	146	13		
				71.238	0.18	167	9.8	0.22	167	12		
				80.952	0.14	147	8.7	0.17	147	10		
				91.746	0.14	170	7.6	0.17	170	9.2		
				116.277	0.11	170	6.0	0.13	170	7.2		
				124.667	0.09	149	5.6	0.11	149	6.7		
				145.714	0.09	170	4.8	0.11	170	5.8		
				160.556	0.07	150	4.4	0.09	150	5.2		
				179.067	0.07	167	3.9	0.09	167	4.7		
				191.973	0.07	170	3.7	0.08	170	4.4		
				224.400	0.06	169	3.1	0.07	169	3.7		
				255.000	0.05	152	2.8	0.05	152	3.3		
				295.638	0.04	172	2.4	0.05	172	2.8		
			335.952	0.04	154	2.1	0.04	154	2.5			

For dimensions, see page 3-112 onwards.

# Helical gearbox selection table

## Gearbox with mounting flange



$M_2 \text{ perm} \leq 172 \text{ Nm}$							GST05-3N □□□								
Gearbox	Mounting flange size Motor frame size Flange diameter			i	50 Hz			60 Hz			50 Hz	60 Hz			
					$P_1 \text{ perm}$	$M_2 \text{ perm}$	$n_2$	$P_1 \text{ perm}$	$M_2 \text{ perm}$	$n_2$	Consultation required for mounting position				
				$n_1 = 700 \text{ rpm}$			$n_1 = 840 \text{ rpm}$								
				[kW]	[Nm]	[rpm]	[kW]	[Nm]	[rpm]						
GST05 - 3N □□□ □B							36.267	0.28	134	19	0.34	134	23		
1B 2B 5B							46.259	0.24	145	15	0.29	145	18		
71 63 56C							56.667	0.21	155	12	0.25	155	15		
105 90 Nema							63.467	0.18	146	11	0.21	146	13		
							71.238	0.18	167	9.8	0.22	167	12		
							80.952	0.14	147	8.7	0.17	147	10		
							91.746	0.14	170	7.6	0.17	170	9.2		
							99.167	0.11	148	7.1	0.14	148	8.5		
							116.277	0.11	170	6.0	0.13	170	7.2		
							124.667	0.09	149	5.6	0.11	149	6.7		
							145.714	0.09	170	4.8	0.11	170	5.8		
							160.556	0.07	150	4.4	0.09	150	5.2		
							179.067	0.07	167	3.9	0.09	167	4.7		
							224.400	0.06	169	3.1	0.07	169	3.7		
							255.000	0.05	152	2.8	0.05	152	3.3		
GST05 - 3N □□□ □C							36.267	0.28	134	19	0.34	134	23		
1C 2C 3C 4C 5C 6C 7C							46.259	0.24	145	15	0.29	145	18		
80 71 71 71 56C 63 80							56.667	0.21	155	12	0.25	155	15		
160 160 105 120 Nema 160 120							63.467	0.18	146	11	0.21	146	13		
							71.238	0.18	167	9.8	0.22	167	12		
							80.952	0.14	147	8.7	0.17	147	10		
							91.746	0.14	170	7.6	0.17	170	9.2		
							99.167	0.11	148	7.1	0.14	148	8.5		
							124.667	0.09	149	5.6	0.11	149	6.7		
							160.556	0.07	150	4.4	0.09	150	5.2		

For dimensions, see page 3-112 onwards.

# Helical gearbox selection table

## Gearbox with mounting flange

$M_2 \text{ perm} \leq 105 \text{ Nm}$		GST06-1N □□□								
Gearbox	Mounting flange size Motor frame size Flange diameter	i	50 Hz			60 Hz			50 Hz	60 Hz
			$P_1 \text{ perm}$	$M_2 \text{ perm}$	$n_2$	$P_1 \text{ perm}$	$M_2 \text{ perm}$	$n_2$		
			[kW]	[Nm]	[rpm]	[kW]	[Nm]	[rpm]		
			<b><math>n_1 = 2800 \text{ rpm}</math></b>			<b><math>n_1 = 3360 \text{ rpm}</math></b>				
GST06 - 1N □□□ □B	□B	7.333	1.43	35	382	1.43	29	458		C, D
	1B 5B	8.900	1.20	36	315	1.20	30	378		C, D
	71 56C	11.250	0.96	36	249	0.96	30	299		C, D
	105 Nema									
GST06 - 1N □□□ □C	□C	2.857	3.04	29	980	2.82	23	1176		C, D
	1C 2C 3C 4C 5C 6C 7C	4.556	3.04	46	615	2.82	36	738		C, D
	80 71 71 71 56C 63 80	5.667	2.78	53	494	2.78	44	593		C, D
	160 160 105 120 Nema 160 120	7.333	2.23	55	382	2.23	46	458		C, D
		8.900	1.86	56	315	1.86	46	378		C, D
		11.250	1.36	51	249	1.36	43	299		C, D
GST06 - 1N □□□ □D	□D	2.048	3.75	26	1367	3.49	20	1641		C, D
	1D 2D 5D	2.240	3.75	28	1250	3.49	22	1500		C, D
	90 80 143/145TC	2.857	3.75	36	980	3.49	28	1176		C, D
	160 160 Nema	3.500	3.75	44	800	3.49	34	960		C, D
		4.556	3.75	57	615	3.49	44	738		C, D
		5.667	3.69	70	494	3.49	55	593		C, D
		7.333	2.96	73	382	2.96	61	458		C, D
		8.900	2.31	69	315	2.31	58	378		C, D
GST06 - 1N □□□ □E	□E	1.600	9.28	50	1750	9.28	42	2100		C, D
	1E 1E 2E 3E 4E 5E	2.048	8.55	59	1367	8.55	49	1641		C, D
	100 112 90 80 90 182/184TC	2.240	8.47	64	1250	8.47	53	1500		C, D
	160 160 160 160 200 Nema	2.857	7.82	75	980	7.82	63	1176		C, D
		3.500	7.23	85	800	7.23	71	960		C, D
		4.556	5.57	85	615	5.57	71	738		C, D
		5.667	4.48	85	494	4.48	71	593		C, D
GST06 - 1N □□□ □F	□F	1.600	9.28	50	1750					C, D
	1F 1F 2F 3F	2.048	8.55	59	1367					C, D
	100 112 90 90	2.240	8.47	64	1250					C, D
	160 160 160 200	2.857	7.82	75	980					C, D
		3.500	7.23	85	800					C, D
			<b><math>n_1 = 1400 \text{ rpm}</math></b>			<b><math>n_1 = 1680 \text{ rpm}</math></b>				
GST06 - 1N □□□ □B	□B	7.333	0.88	43	191	1.02	42	229		
	1B 5B	8.900	0.74	44	157	0.85	42	189		
	71 56C	11.250	0.59	45	124	0.68	43	149		
	105 Nema									
GST06 - 1N □□□ □C	□C	2.857	1.87	36	490	2.16	35	588		
	1C 2C 3C 4C 5C 6C 7C	4.556	1.87	57	307	2.16	55	369		
	80 71 71 71 56C 63 80	5.667	1.71	65	247	1.98	63	297		
	160 160 105 120 Nema 160 120	7.333	1.37	68	191	1.59	65	229		
		8.900	1.15	69	157	1.32	66	189		
		11.250	0.83	63	124	0.96	61	149		
GST06 - 1N □□□ □D	□D	2.048	2.31	32	684	2.67	31	821		
	1D 2D 5D	2.240	2.31	35	625	2.67	33	750		
	90 80 143/145TC	2.857	2.31	44	490	2.67	43	588		
	160 160 Nema	3.500	2.31	54	400	2.67	52	480		
		4.556	2.31	71	307	2.67	68	369		
		5.667	2.27	87	247	2.63	83	297		
		7.333	1.83	90	191	2.11	87	229		
		8.900	1.42	85	157	1.65	82	189		

For dimensions, see page 3-112 onwards.

# Helical gearbox selection table

## Gearbox with mounting flange



$M_2 \text{ perm} \leq 105 \text{ Nm}$							GST06-1N □□□								
Gearbox	Mounting flange size Motor frame size Flange diameter						i	50 Hz			60 Hz			50 Hz	60 Hz
	P <sub>1 perm</sub>	M <sub>2 perm</sub>	n <sub>2</sub>	P <sub>1 perm</sub>	M <sub>2 perm</sub>	n <sub>2</sub>		P <sub>1 perm</sub>	M <sub>2 perm</sub>	n <sub>2</sub>	Consultation required for mounting position				
	[kW]	[Nm]	[rpm]	[kW]	[Nm]	[rpm]									
								<b>n<sub>1</sub> = 1400 rpm</b>			<b>n<sub>1</sub> = 1680 rpm</b>				
GST06 - 1N □□□ □E							1.600	5.71	61	875	6.60	59	1050		
1E	1E	2E	3E	4E	5E		2.048	5.26	72	684	6.08	70	821		
100	112	90	80	90	182/184TC		2.240	5.22	79	625	6.03	76	750		
160	160	160	160	200	Nema		2.857	4.81	92	490	5.56	89	588		
							3.500	4.45	105	400	5.14	101	480		
							4.556	3.43	105	307	3.96	101	369		
							5.667	2.76	105	247	3.19	101	297		
GST06 - 1N □□□ □F							1.600	5.71	61	875	6.60	59	1050		C, D
1F	1F	2F	3F				2.048	5.26	72	684	6.08	70	821		C, D
100	112	90	90				2.240	5.22	79	625	6.03	76	750		C, D
160	160	160	200				2.857	4.81	92	490	5.56	89	588		C, D
							3.500	4.45	105	400	5.14	101	480		C, D
								<b>n<sub>1</sub> = 700 rpm</b>			<b>n<sub>1</sub> = 840 rpm</b>				
GST06 - 1N □□□ □B							7.333	0.44	43	96	0.53	43	115		
1B	5B						8.900	0.37	44	79	0.44	44	94		
71	56C						11.250	0.29	45	62	0.35	45	75		
105	Nema														
GST06 - 1N □□□ □C							2.857	1.25	48	245	1.50	48	294		
1C	2C	3C	4C	5C	6C	7C	4.556	1.02	63	154	1.23	63	184		
80	71	71	71	56C	63	80	5.667	0.86	65	124	1.03	65	148		
160	160	105	120	Nema	160	120	7.333	0.69	68	96	0.82	68	115		
							8.900	0.57	69	79	0.69	69	94		
							11.250	0.42	63	62	0.50	63	75		
GST06 - 1N □□□ □D							2.048	1.54	42	342	1.85	42	410		
1D	2D	5D					2.240	1.54	46	313	1.85	46	375		
90	80	143/145TC					2.857	1.54	59	245	1.85	59	294		
160	160	Nema					3.500	1.54	72	200	1.85	72	240		
							4.556	1.36	83	154	1.63	83	184		
							5.667	1.14	87	124	1.36	87	148		
							7.333	0.91	90	96	1.10	90	115		
							8.900	0.71	85	79	0.85	85	94		
GST06 - 1N □□□ □E							1.600	2.86	61	438	3.43	61	525		
1E	1E	2E	3E	4E	5E		2.048	2.63	72	342	3.16	72	410		
100	112	90	80	90	182/184TC		2.240	2.61	79	313	3.13	79	375		
160	160	160	160	200	Nema		2.857	2.41	92	245	2.89	92	294		
							3.500	2.23	105	200	2.67	105	240		
							4.556	1.72	105	154	2.06	105	184		
							5.667	1.38	105	124	1.65	105	148		
GST06 - 1N □□□ □F							1.600	2.86	61	438	3.43	61	525		
1F	1F	2F	3F				2.048	2.63	72	342	3.16	72	410		
100	112	90	90				2.240	2.61	79	313	3.13	79	375		
160	160	160	200				2.857	2.41	92	245	2.89	92	294		
							3.500	2.23	105	200	2.67	105	240		

For dimensions, see page 3-112 onwards.

# Helical gearbox selection table

## Gearbox with mounting flange

$M_2 \text{ perm} \leq 368 \text{ Nm}$				GST06-2N □□□								
Gearbox	Mounting flange size Motor frame size Flange diameter			i	50 Hz			60 Hz			50 Hz	60 Hz
					$P_1 \text{ perm}$	$M_2 \text{ perm}$	$n_2$	$P_1 \text{ perm}$	$M_2 \text{ perm}$	$n_2$		
					[kW]	[Nm]	[rpm]	[kW]	[Nm]	[rpm]		
					<b><math>n_1 = 2800 \text{ rpm}</math></b>			<b><math>n_1 = 3360 \text{ rpm}</math></b>				
GST06 - 2N □□□ □B				32.267	1.63	174	87	1.63	145	104		C, D
1B	5B			36.667	1.63	197	76	1.63	164	92		C, D
71	56C			39.160	1.36	176	72	1.36	147	86		C, D
105	Nema			44.500	1.47	217	63	1.51	185	76		C, D
				49.500	1.18	193	57	1.21	165	68		C, D
				56.250	1.18	220	50	1.21	187	60		C, D
GST06 - 2N □□□ □C				8.163	3.04	82	343	2.82	64	412		C, D
1C	2C	3C	4C	5C	6C	7C		2.82	98	267		C, D
80	71	71	71	56C	63	80		2.82	111	235		C, D
160	160	105	120	Nema	160	120		3.21	177	168		C, D
								3.21	202	148		C, D
								3.16	217	135		C, D
								3.12	244	119		C, D
								2.53	225	104		C, D
								2.45	248	92		C, D
								2.11	228	86		C, D
								2.21	277	76		C, D
								1.69	237	68		C, D
								1.73	269	60		C, D
GST06 - 2N □□□ □D				5.324	3.75	66	526	3.49	51	631		C, D
1D	2D	5D		5.850	3.75	73	479	3.49	56	574		C, D
90	80	143/145TC		6.400	3.75	79	438	3.49	62	525		C, D
160	160	Nema		8.163	3.75	101	343	3.49	79	412		C, D
				9.010	3.75	112	311	3.49	87	373		C, D
				10.000	3.75	124	280	3.49	96	336		C, D
				11.200	3.75	139	250	3.49	108	300		C, D
				12.571	3.75	156	223	3.49	121	267		C, D
				14.286	3.75	177	196	3.49	137	235		C, D
				15.400	4.26	217	182	3.96	168	218		C, D
				17.500	4.26	247	160	3.96	191	192		C, D
				20.044	4.26	283	140	3.96	219	168		C, D
				22.778	3.86	291	123	3.86	242	148		C, D
				24.933	4.03	332	112	3.96	272	135		C, D
				28.333	3.12	293	99	3.12	244	119		C, D
				32.267	3.14	335	87	3.14	279	104		C, D
				36.667	2.45	297	76	2.45	248	92		C, D
				39.160	2.62	340	72	2.62	283	86		C, D
				44.500	2.21	325	63	2.26	277	76		C, D
GST06 - 2N □□□ □E				3.033	10.72	108	923	9.97	83	1108		C, D
1E	1E	2E	3E	4E	5E			9.97	92	1008		C, D
100	112	90	80	90	182/184TC			9.97	114	808		C, D
160	160	160	160	200	Nema			9.97	126	735		C, D
								9.56	140	631		C, D
								9.30	150	574		C, D
								8.79	155	525		C, D
								8.24	160	477		C, D
								7.56	170	412		C, D
								7.11	177	373		C, D
								6.61	182	336		C, D
								6.14	190	300		C, D
								5.76	200	267		C, D
								5.27	208	235		C, D
								5.76	244	218		C, D
								4.99	241	192		C, D
								4.87	269	168		C, D
								3.86	242	148		C, D
								4.03	277	135		C, D
								3.12	244	119		C, D

For dimensions, see page 3-112 onwards.

# Helical gearbox selection table

## Gearbox with mounting flange



$M_2 \text{ perm} \leq 368 \text{ Nm}$				GST06-2N □□□								
				50 Hz			60 Hz			50 Hz	60 Hz	
Gearbox	Mounting flange size Motor frame size Flange diameter			i	P <sub>1 perm</sub>	M <sub>2 perm</sub>	n <sub>2</sub>	P <sub>1 perm</sub>	M <sub>2 perm</sub>	n <sub>2</sub>	Consultation required for mounting position	
					[kW]	[Nm]	[rpm]	[kW]	[Nm]	[rpm]		
				<b>n<sub>1</sub> = 2800 rpm</b>			<b>n<sub>1</sub> = 3360 rpm</b>					
GST06 - 2N □□□ □F 1F 1F 2F 3F 100 112 90 90 160 160 160 200				3.033	10.72	108	923				C, D	
				3.333	10.72	118	840				C, D	
				4.160	10.72	148	673				C, D	
				4.571	10.72	162	613				C, D	
				5.324	9.56	168	526				C, D	
				5.850	9.30	180	479				C, D	
				6.400	8.79	186	438				C, D	
				7.040	8.24	192	398				C, D	
				8.163	7.56	204	343				C, D	
				9.010	7.11	212	311				C, D	
				10.000	6.61	219	280				C, D	
				11.200	6.14	228	250				C, D	
				12.571	5.76	240	223				C, D	
				14.286	5.27	249	196				C, D	
				15.400	5.76	293	182				C, D	
			17.500	4.99	289	160				C, D		
				<b>n<sub>1</sub> = 1400 rpm</b>			<b>n<sub>1</sub> = 1680 rpm</b>					
GST06 - 2N □□□ □B 1B 5B 71 56C 105 Nema				32.267	0.88	188	43	1.06	188	52		
				36.667	0.88	214	38	1.06	214	46		
				39.160	0.74	191	36	0.88	191	43		
				44.500	0.74	217	32	0.88	217	38		
				49.500	0.59	193	28	0.71	193	34		
				56.250	0.59	220	25	0.71	220	30		
GST06 - 2N □□□ □C 1C 2C 3C 4C 5C 6C 7C 80 71 71 71 56C 63 80 160 160 105 120 Nema 160 120				8.163	1.87	101	172	2.16	97	206		
				12.571	1.87	156	111	2.16	150	134		
				14.286	1.87	177	98	2.16	170	118		
				20.044	1.87	248	70	2.24	248	84		
				22.778	1.87	282	62	2.24	282	74		
				24.933	1.71	282	56	2.05	282	67		
				28.333	1.69	317	49	2.03	317	59		
				32.267	1.37	293	43	1.65	293	52		
				36.667	1.33	322	38	1.59	322	46		
				39.160	1.15	297	36	1.37	297	43		
				44.500	1.10	325	32	1.32	325	38		
				49.500	0.85	278	28	1.02	278	34		
				56.250	0.85	316	25	1.02	316	30		
	GST06 - 2N □□□ □D 1D 2D 5D 90 80 143/145TC 160 160 Nema				5.324	2.31	81	263	2.67	78	316	
					5.850	2.31	89	239	2.67	86	287	
			6.400	2.31	98	219	2.67	94	263			
			8.163	2.31	125	172	2.67	120	206			
			9.010	2.31	138	155	2.67	133	187			
			10.000	2.31	153	140	2.67	147	168			
			11.200	2.31	171	125	2.67	165	150			
			12.571	2.31	192	111	2.67	185	134			
			14.286	2.31	218	98	2.67	210	118			
			15.400	2.31	235	91	2.77	235	109			
			17.500	2.31	267	80	2.77	267	96			
			20.044	2.31	306	70	2.77	306	84			
			22.778	2.09	315	62	2.51	315	74			
			24.933	2.18	360	56	2.62	360	67			
			28.333	1.69	317	49	2.03	317	59			
			32.267	1.70	363	43	2.04	363	52			
			36.667	1.33	322	38	1.59	322	46			
			39.160	1.42	368	36	1.70	368	43			
			44.500	1.10	325	32	1.32	325	38			

For dimensions, see page 3-112 onwards.

# Helical gearbox selection table

## Gearbox with mounting flange

$M_2 \text{ perm} \leq 368 \text{ Nm}$				GST06-2N □□□								
Gearbox	Mounting flange size Motor frame size Flange diameter			i	50 Hz			60 Hz			50 Hz	60 Hz
					P <sub>1 perm</sub>	M <sub>2 perm</sub>	n <sub>2</sub>	P <sub>1 perm</sub>	M <sub>2 perm</sub>	n <sub>2</sub>		
					[kW]	[Nm]	[rpm]	[kW]	[Nm]	[rpm]		
					<b>n<sub>1</sub> = 1400 rpm</b>			<b>n<sub>1</sub> = 1680 rpm</b>				
GST06 - 2N □□□ □E				3.033	6.60	132	462	7.62	128	554		
1E	1E	2E	3E	3.333	6.60	146	420	7.62	140	504		
100	112	90	80	4.160	6.60	182	337	7.62	175	404		
160	160	160	160	4.571	6.60	200	306	7.62	192	368		
				5.324	5.88	207	263	6.80	200	316		
				5.850	5.73	222	239	6.62	214	287		
				6.400	5.41	229	219	6.25	221	263		
				7.040	5.07	236	199	5.86	227	239		
				8.163	4.66	252	172	5.38	242	206		
				9.010	4.38	261	155	5.06	251	187		
				10.000	4.07	269	140	4.70	259	168		
				11.200	3.78	280	125	4.37	270	150		
				12.571	3.55	295	111	4.10	284	134		
				14.286	3.24	307	98	3.75	295	118		
				15.400	3.12	318	91	3.74	318	109		
				17.500	2.70	313	80	3.24	313	96		
				20.044	2.64	350	70	3.17	350	84		
				22.778	2.09	315	62	2.51	315	74		
				24.933	2.18	360	56	2.62	360	67		
				28.333	1.69	317	49	2.03	317	59		
					<b>n<sub>1</sub> = 700 rpm</b>			<b>n<sub>1</sub> = 840 rpm</b>				
GST06 - 2N □□□ □B				32.267	0.44	188	22	0.53	188	26		
1B	5B			36.667	0.44	214	19	0.53	214	23		C, D
71	56C			39.160	0.37	191	18	0.44	191	22		C, D
105	Nema			44.500	0.37	217	16	0.44	217	19		C, D
				49.500	0.29	193	14	0.35	193	17		C, D
				56.250	0.29	220	12	0.35	220	15		C, D
					<b>n<sub>1</sub> = 700 rpm</b>			<b>n<sub>1</sub> = 840 rpm</b>				
GST06 - 2N □□□ □C				8.163	1.25	135	86	1.50	135	103		
1C	2C	3C	4C	12.571	1.25	207	56	1.50	207	67		
80	71	71	71	14.286	1.25	236	49	1.50	236	59		
160	160	105	120	20.044	1.02	271	35	1.23	271	42		
				22.778	1.02	308	31	1.23	308	37		
				24.933	0.86	282	28	1.03	282	34		
				28.333	0.85	317	25	1.01	317	30		
				32.267	0.69	293	22	0.82	293	26		
				36.667	0.66	322	19	0.80	322	23		
				39.160	0.57	297	18	0.69	297	22		
				44.500	0.55	325	16	0.66	325	19		
				49.500	0.42	278	14	0.51	278	17		
				56.250	0.42	316	12	0.51	316	15		

For dimensions, see page 3-112 onwards.



# Helical gearbox selection table

## Gearbox with mounting flange



$M_2 \text{ perm} \leq 368 \text{ Nm}$				GST06-2N □□□								
Gearbox	Mounting flange size Motor frame size Flange diameter			i	50 Hz			60 Hz			50 Hz	60 Hz
					$P_1 \text{ perm}$	$M_2 \text{ perm}$	$n_2$	$P_1 \text{ perm}$	$M_2 \text{ perm}$	$n_2$		
					[kW]	[Nm]	[rpm]	[kW]	[Nm]	[rpm]		
					<b><math>n_1 = 700 \text{ rpm}</math></b>			<b><math>n_1 = 840 \text{ rpm}</math></b>				
GST06 - 2N □□□ □D				5.324	1.54	108	132	1.85	108	158		
1D 2D 5D				5.850	1.54	119	120	1.85	119	144		
90 80 143/145TC				6.400	1.54	130	109	1.85	130	131		
160 160 Nema				8.163	1.54	166	86	1.85	166	103		
				9.010	1.54	184	78	1.85	184	93		
				10.000	1.54	204	70	1.85	204	84		
				11.200	1.54	228	63	1.85	228	75		
				12.571	1.54	256	56	1.85	256	67		
				14.286	1.54	291	49	1.85	291	59		
				15.400	1.54	314	46	1.85	314	55		
				17.500	1.35	313	40	1.62	313	48		
				20.044	1.32	350	35	1.58	350	42		
				22.778	1.04	315	31	1.25	315	37		
				24.933	1.09	360	28	1.31	360	34		
				28.333	0.85	317	25	1.01	317	30		
				32.267	0.85	363	22	1.02	363	26		
				36.667	0.66	322	19	0.80	322	23		
				39.160	0.71	368	18	0.85	368	22		
				44.500	0.55	325	16	0.66	325	19		
GST06 - 2N □□□ □E				3.033	4.14	166	231	4.97	166	277		
1E 1E 2E 3E 4E 5E				3.333	3.94	174	210	4.73	174	252		
100 112 90 80 90 182/184TC				4.160	3.47	191	168	4.16	191	202		
160 160 160 160 200 Nema				4.571	3.30	200	153	3.96	200	184		
				5.324	2.94	207	132	3.53	207	158		
				5.850	2.86	222	120	3.44	222	144		
				6.400	2.71	229	109	3.25	229	131		
				7.040	2.54	236	99	3.04	236	119		
				8.163	2.33	252	86	2.79	252	103		
				9.010	2.19	261	78	2.63	261	93		
				10.000	2.03	269	70	2.44	269	84		
				11.200	1.89	280	63	2.27	280	75		
				12.571	1.77	295	56	2.13	295	67		
				14.286	1.62	307	49	1.95	307	59		
				15.400	1.56	318	46	1.87	318	55		
				17.500	1.35	313	40	1.62	313	48		
				20.044	1.32	350	35	1.58	350	42		
				22.778	1.04	315	31	1.25	315	37		
				24.933	1.09	360	28	1.31	360	34		
				28.333	0.85	317	25	1.01	317	30		
GST06 - 2N □□□ □F				3.033	4.14	166	231	4.97	166	277		
1F 1F 2F 3F				3.333	3.94	174	210	4.73	174	252		
100 112 90 90				4.160	3.47	191	168	4.16	191	202		
160 160 160 200				4.571	3.30	200	153	3.96	200	184		
				5.324	2.94	207	132	3.53	207	158		
				5.850	2.86	222	120	3.44	222	144		
				6.400	2.71	229	109	3.25	229	131		
				7.040	2.54	236	99	3.04	236	119		
				8.163	2.33	252	86	2.79	252	103		
				9.010	2.19	261	78	2.63	261	93		
				10.000	2.03	269	70	2.44	269	84		
				11.200	1.89	280	63	2.27	280	75		
				12.571	1.77	295	56	2.13	295	67		
				14.286	1.62	307	49	1.95	307	59		
				15.400	1.56	318	46	1.87	318	55		
				17.500	1.35	313	40	1.62	313	48		

For dimensions, see page 3-112 onwards.

# Helical gearbox selection table

## Gearbox with mounting flange

$M_2 \text{ perm} \leq 375 \text{ Nm}$				GST06-3N □□□								
Gearbox	Mounting flange size Motor frame size Flange diameter			i	50 Hz			60 Hz			50 Hz	60 Hz
					$P_1 \text{ perm}$	$M_2 \text{ perm}$	$n_2$	$P_1 \text{ perm}$	$M_2 \text{ perm}$	$n_2$	Consultation required for mounting position	
					[kW]	[Nm]	[rpm]	[kW]	[Nm]	[rpm]		
					<b><math>n_1 = 1400 \text{ rpm}</math></b>			<b><math>n_1 = 1680 \text{ rpm}</math></b>				
GST06 - 3N □□□	1A			39.200	0.63	162	36	0.76	162	43		
	63			51.022	0.63	211	27	0.76	211	33		
	90			67.760	0.65	286	21	0.78	286	25		
				80.952	0.59	311	17	0.71	311	21		
				109.707	0.52	375	13	0.63	375	15		
				124.667	0.42	339	11	0.50	339	14		
				141.289	0.41	375	9.9	0.49	375	12		
				160.556	0.33	342	8.7	0.39	342	11		
				179.067	0.32	375	7.8	0.39	375	9.4		
				203.485	0.26	346	6.9	0.31	346	8.3		
				231.733	0.25	375	6.0	0.30	375	7.3		
				255.000	0.21	349	5.5	0.25	349	6.6		
				290.400	0.20	375	4.8	0.24	375	5.8		
				330.000	0.16	352	4.2	0.20	352	5.1		
				382.590	0.15	375	3.7	0.18	375	4.4		
				434.762	0.13	361	3.2	0.15	361	3.9		
GST06 - 3N □□□	□B			39.200	1.26	321	36	1.51	321	43		
	1B	2B	5B	44.000	1.07	308	32	1.29	308	38		
	71	63	56C	51.022	0.98	325	27	1.17	325	33		
	105	90	Nema	53.900	0.99	349	26	1.19	349	31		
				67.760	0.83	365	21	0.99	365	25		
				70.156	0.78	359	20	0.94	359	24		
				80.952	0.63	332	17	0.76	332	21		
				87.267	0.65	370	16	0.78	370	19		
				99.167	0.52	335	14	0.62	335	17		
				109.707	0.52	375	13	0.63	375	15		
				124.667	0.42	339	11	0.50	339	14		
				141.289	0.41	375	9.9	0.49	375	12		
				160.556	0.33	342	8.7	0.39	342	11		
				179.067	0.32	375	7.8	0.39	375	9.4		
				203.485	0.26	346	6.9	0.31	346	8.3		
				231.733	0.25	375	6.0	0.30	375	7.3		
				255.000	0.21	349	5.5	0.25	349	6.6		
				290.400	0.20	375	4.8	0.24	375	5.8		
				330.000	0.16	352	4.2	0.20	352	5.1		
GST06 - 3N □□□	□C			39.200	1.26	321	36	1.51	321	43		
	1C	2C	3C	44.000	1.17	335	32	1.40	335	38		
	80	71	71	51.022	0.98	325	27	1.17	325	33		
	160	160	105	53.900	0.99	349	26	1.19	349	31		
				67.760	0.83	365	21	0.99	365	25		
				70.156	0.78	359	20	0.94	359	24		
				80.952	0.63	332	17	0.76	332	21		
				87.267	0.65	370	16	0.78	370	19		
				99.167	0.52	335	14	0.62	335	17		
				109.707	0.52	375	13	0.63	375	15		
				124.667	0.42	339	11	0.50	339	14		
				141.289	0.41	375	9.9	0.49	375	12		
				160.556	0.33	342	8.7	0.39	342	11		
GST06 - 3N □□□	□D			39.200	1.26	321	36	1.51	321	43		
	1D	2D	5D	44.000	1.17	335	32	1.40	335	38		
	90	80	143/145TC	51.022	0.98	325	27	1.17	325	33		
	160	160	Nema	53.900	0.99	349	26	1.19	349	31		
				70.156	0.78	359	20	0.94	359	24		
				80.952	0.63	332	17	0.76	332	21		
				87.267	0.65	370	16	0.78	370	19		
				99.167	0.52	335	14	0.62	335	17		

For dimensions, see page 3-112 onwards.

# Helical gearbox selection table

## Gearbox with mounting flange



$M_2 \text{ perm} \leq 375 \text{ Nm}$				GST06-3N □□□								
Gearbox	Mounting flange size Motor frame size Flange diameter			i	50 Hz			60 Hz			50 Hz	60 Hz
					P <sub>1 perm</sub>	M <sub>2 perm</sub>	n <sub>2</sub>	P <sub>1 perm</sub>	M <sub>2 perm</sub>	n <sub>2</sub>		
					[kW]	[Nm]	[rpm]	[kW]	[Nm]	[rpm]		
					<b>n<sub>1</sub> = 700 rpm</b>			<b>n<sub>1</sub> = 840 rpm</b>				
GST06 - 3N □□□ 1A 63 90				39.200	0.32	162	18	0.38	162	21		
				51.022	0.32	211	14	0.38	211	17		
				67.760	0.32	286	10	0.39	286	12		
				80.952	0.30	311	8.7	0.35	311	10		
				109.707	0.26	375	6.4	0.31	375	7.7		
				124.667	0.21	339	5.6	0.25	339	6.7		
				141.289	0.20	375	5.0	0.24	375	6.0		
				160.556	0.16	342	4.4	0.20	342	5.2		
				179.067	0.16	375	3.9	0.19	375	4.7		
				203.485	0.13	346	3.4	0.16	346	4.1		
				231.733	0.12	375	3.0	0.15	375	3.6		
				255.000	0.10	349	2.8	0.13	349	3.3		
				290.400	0.10	375	2.4	0.12	375	2.9		
				330.000	0.08	352	2.1	0.10	352	2.6		
				382.590	0.08	375	1.8	0.09	375	2.2		
			434.762	0.06	361	1.6	0.08	361	1.9			
GST06 - 3N □□□ □B 1B 2B 5B 71 63 56C 105 90 Nema				39.200	0.63	321	18	0.75	321	21		
				44.000	0.54	308	16	0.64	308	19		
				51.022	0.49	325	14	0.59	325	17		
				53.900	0.50	349	13	0.60	349	16		
				67.760	0.41	365	10	0.50	365	12		
				70.156	0.39	359	10.0	0.47	359	12		
				80.952	0.31	332	8.7	0.38	332	10		
				87.267	0.32	370	8.0	0.39	370	9.6		
				99.167	0.26	335	7.1	0.31	335	8.5		
				109.707	0.26	375	6.4	0.31	375	7.7		
				124.667	0.21	339	5.6	0.25	339	6.7		
				141.289	0.20	375	5.0	0.24	375	6.0		
				160.556	0.16	342	4.4	0.20	342	5.2		
				179.067	0.16	375	3.9	0.19	375	4.7		
				203.485	0.13	346	3.4	0.16	346	4.1		
			231.733	0.12	375	3.0	0.15	375	3.6			
			255.000	0.10	349	2.8	0.13	349	3.3			
			290.400	0.10	375	2.4	0.12	375	2.9			
			330.000	0.08	352	2.1	0.10	352	2.6			
GST06 - 3N □□□ □C 1C 2C 3C 4C 5C 6C 7C 80 71 71 71 56C 63 80 160 160 105 120 Nema 160 120				39.200	0.63	321	18	0.75	321	21		
				44.000	0.58	335	16	0.70	335	19		
				51.022	0.49	325	14	0.59	325	17		
				53.900	0.50	349	13	0.60	349	16		
				67.760	0.41	365	10	0.50	365	12		
				70.156	0.39	359	10.0	0.47	359	12		
				80.952	0.31	332	8.7	0.38	332	10		
				87.267	0.32	370	8.0	0.39	370	9.6		
				99.167	0.26	335	7.1	0.31	335	8.5		
				109.707	0.26	375	6.4	0.31	375	7.7		
				124.667	0.21	339	5.6	0.25	339	6.7		
				141.289	0.20	375	5.0	0.24	375	6.0		
				160.556	0.16	342	4.4	0.20	342	5.2		
				179.067	0.16	375	3.9	0.19	375	4.7		
				203.485	0.13	346	3.4	0.16	346	4.1		
			231.733	0.12	375	3.0	0.15	375	3.6			
			255.000	0.10	349	2.8	0.13	349	3.3			
			290.400	0.10	375	2.4	0.12	375	2.9			
			330.000	0.08	352	2.1	0.10	352	2.6			
GST06 - 3N □□□ □D 1D 2D 5D 90 80 143/145TC 160 160 Nema				39.200	0.63	321	18	0.75	321	21		
				44.000	0.58	335	16	0.70	335	19		
				51.022	0.49	325	14	0.59	325	17		
				53.900	0.50	349	13	0.60	349	16		
				70.156	0.39	359	10.0	0.47	359	12		
				80.952	0.31	332	8.7	0.38	332	10		
				87.267	0.32	370	8.0	0.39	370	9.6		
				99.167	0.26	335	7.1	0.31	335	8.5		

For dimensions, see page 3-112 onwards.

# Helical gearbox selection table

## Gearbox with mounting flange

$M_2 \text{ perm} \leq 185 \text{ Nm}$								GST07-1N □□□								
Gearbox	Mounting flange size Motor frame size Flange diameter							i	50 Hz			60 Hz			50 Hz	60 Hz
									$P_1 \text{ perm}$	$M_2 \text{ perm}$	$n_2$	$P_1 \text{ perm}$	$M_2 \text{ perm}$	$n_2$		
									[kW]	[Nm]	[rpm]	[kW]	[Nm]	[rpm]		
									<b><math>n_1 = 2800 \text{ rpm}</math></b>			<b><math>n_1 = 3360 \text{ rpm}</math></b>				
GST07 - 1N □□□ □C							11.250	1.83	69	249	1.83	58	299		C, D	
1C	2C	3C	4C	5C	6C	7C										
80	71	71	71	56C	63	80										
160	160	105	120	Nema	160	120										
GST07 - 1N □□□ □D							11.250	2.44	92	249	2.44	77	299		C, D	
1D	2D	5D														
90	80	143/145TC														
160	160	Nema														
									<b><math>n_1 = 1400 \text{ rpm}</math></b>			<b><math>n_1 = 1680 \text{ rpm}</math></b>				
GST07 - 1N □□□ □C							7.333	1.68	83	191	1.95	80	229			
1C	2C	3C	4C	5C	6C	7C	8.900	1.41	84	157	1.63	81	189			
80	71	71	71	56C	63	80	11.250	1.13	85	124	1.30	82	149			
160	160	105	120	Nema	160	120										
GST07 - 1N □□□ □D							2.857	2.31	44	490	2.67	43	588			
1D	2D	5D					4.556	2.31	71	307	2.67	68	369			
90	80	143/145TC					5.583	2.31	87	251	2.67	83	301			
160	160	Nema					7.333	2.24	111	191	2.59	106	229			
							8.900	1.87	112	157	2.16	108	189			
							11.250	1.50	113	124	1.73	109	149			
GST07 - 1N □□□ □E							2.000	6.60	89	700	7.62	85	840			
1E	1E	2E	3E	4E	5E		2.240	6.60	99	625	7.62	96	750			
100	112	90	80	90	182/184TC		2.857	6.60	127	490	7.62	122	588			
160	160	160	160	200	Nema		3.500	6.60	155	400	7.62	149	480			
							4.556	5.49	168	307	6.34	162	369			
							5.583	4.70	176	251	5.43	170	301			
							7.333	3.69	182	191	4.26	175	229			
							8.900	2.50	149	157	2.89	144	189			
GST07 - 1N □□□ □F							1.625	6.60	72	862	7.62	69	1034		C, D	
1F	1F	2F	3F				2.000	6.60	89	700	7.62	85	840		C, D	
100	112	90	90				2.240	6.60	99	625	7.62	96	750		C, D	
160	160	160	200				2.857	6.60	127	490	7.62	122	588		C, D	
							3.500	6.60	155	400	7.62	149	480		C, D	
							4.556	5.75	176	307	6.65	170	369		C, D	
							5.583	4.92	185	251	5.69	178	301		C, D	
GST07 - 1N □□□ □G							1.625	9.72	106	862	11.23	102	1034		C, D	
1G	2G	2G	3G	5G			2.000	9.21	124	700	10.65	119	840		C, D	
132	100	112	132	213/215TC			2.240	8.94	135	625	10.33	130	750		C, D	
300	250	250	250	Nema			2.857	8.26	159	490	9.55	153	588		C, D	
							3.500	7.31	172	400	8.45	166	480		C, D	
GST07 - 1N □□□ □H							1.625	9.72	106	862	11.23	102	1034		C, D	
1H	3H	5H					2.000	9.21	124	700	10.65	119	840		C, D	
160	132	254/256TC					2.240	8.94	135	625	10.33	130	750		C, D	
350	300	Nema														

For dimensions, see page 3-112 onwards.

# Helical gearbox selection table

## Gearbox with mounting flange



$M_2 \text{ perm} \leq 185 \text{ Nm}$								GST07-1N □□□								
Gearbox	Mounting flange size Motor frame size Flange diameter							i	50 Hz			60 Hz			50 Hz	60 Hz
									P <sub>1 perm</sub>	M <sub>2 perm</sub>	n <sub>2</sub>	P <sub>1 perm</sub>	M <sub>2 perm</sub>	n <sub>2</sub>	Consultation required for mounting position	
								[kW]	[Nm]	[rpm]	[kW]	[Nm]	[rpm]			
									<b>n<sub>1</sub> = 700 rpm</b>			<b>n<sub>1</sub> = 840 rpm</b>				
GST07 - 1N □□□ □C							7.333	0.84	83	96	1.01	83	115			
1C	2C	3C	4C	5C	6C	7C	8.900	0.70	84	79	0.84	84	94			
80	71	71	71	56C	63	80	11.250	0.56	85	62	0.68	85	75			
160	160	105	120	Nema	160	120										
GST07 - 1N □□□ □D							2.857	1.54	59	245	1.85	59	294			
1D	2D	5D					4.556	1.54	94	154	1.85	94	184			
90	80	143/145TC					5.583	1.43	107	125	1.72	107	150			
160	160	Nema					7.333	1.12	111	96	1.35	111	115			
							8.900	0.94	112	79	1.12	112	94			
							11.250	0.75	113	62	0.90	113	75			
GST07 - 1N □□□ □E							2.000	4.40	118	350	5.28	118	420			
1E	1E	2E	3E	4E	5E		2.240	4.40	132	313	5.28	132	375			
100	112	90	80	90	182/184TC		2.857	3.97	152	245	4.76	152	294			
160	160	160	160	200	Nema		3.500	3.41	161	200	4.10	161	240			
							4.556	2.75	168	154	3.29	168	184			
							5.583	2.35	176	125	2.82	176	150			
							7.333	1.84	182	96	2.21	182	115			
							8.900	1.25	149	79	1.50	149	94			
GST07 - 1N □□□ □F							1.625	4.40	96	431	5.28	96	517			
1F	1F	2F	3F				2.000	4.40	118	350	5.28	118	420			
100	112	90	90				2.240	4.40	132	313	5.28	132	375			
160	160	160	200				2.857	4.13	159	245	4.96	159	294			
							3.500	3.58	168	200	4.30	168	240			
							4.556	2.88	176	154	3.45	176	184			
							5.583	2.46	185	125	2.95	185	150			
GST07 - 1N □□□ □G							1.625	4.86	106	431	5.83	106	517			
1G	2G	2G	3G	5G			2.000	4.61	124	350	5.53	124	420			
132	100	112	132	213/215TC			2.240	4.47	135	313	5.36	135	375			
300	250	250	250	Nema			2.857	4.13	159	245	4.96	159	294			
							3.500	3.66	172	200	4.39	172	240			
GST07 - 1N □□□ □H							1.625	4.86	106	431	5.83	106	517			
1H	3H	5H					2.000	4.61	124	350	5.53	124	420			
160	132	254/256TC					2.240	4.47	135	313	5.36	135	375			
350	300	Nema														

For dimensions, see page 3-112 onwards.

# Helical gearbox selection table

## Gearbox with mounting flange

$M_2 \text{ perm} \leq 707 \text{ Nm}$								GST07-2N □□□								
Gearbox	Mounting flange size Motor frame size Flange diameter							i	50 Hz			60 Hz			50 Hz	60 Hz
									P <sub>1 perm</sub>	M <sub>2 perm</sub>	n <sub>2</sub>	P <sub>1 perm</sub>	M <sub>2 perm</sub>	n <sub>2</sub>		
								[kW]	[Nm]	[rpm]	[kW]	[Nm]	[rpm]			
								<b>n<sub>1</sub> = 2800 rpm</b>			<b>n<sub>1</sub> = 3360 rpm</b>					
GST07 - 2N □□□ □C							32.267	3.11	332	87	3.11	277	104		C, D	
1C	2C	3C	4C	5C	6C	7C	36.667	3.11	377	76	3.11	314	92		C, D	
80	71	71	71	56C	63	80	39.160	2.60	336	72	2.60	280	86		C, D	
160	160	105	120	Nema	160	120	44.500	2.81	414	63	2.88	353	76		C, D	
							49.500	2.26	370	57	2.31	315	68		C, D	
							56.250	2.26	420	50	2.31	358	60		C, D	
GST07 - 2N □□□ □D							12.571	3.75	156	223	3.49	121	267		C, D	
1D	2D	5D					14.286	3.75	177	196	3.49	137	235		C, D	
90	80	143/145TC					20.044	4.26	283	140	3.96	219	168		C, D	
160	160	Nema					22.778	4.26	321	123	3.96	249	148		C, D	
							24.567	4.26	346	114	3.96	268	137		C, D	
							27.917	4.26	394	100	3.96	305	120		C, D	
							32.267	4.14	442	87	3.96	353	104		C, D	
							36.667	4.14	502	76	3.96	401	92		C, D	
							39.160	3.45	448	72	3.45	373	86		C, D	
							44.500	3.74	551	63	3.83	470	76		C, D	
							49.500	3.00	492	57	3.07	419	68		C, D	
							56.250	3.00	559	50	3.07	477	60		C, D	
GST07 - 2N □□□ □E							11.200	10.72	397	250	9.97	308	300		C, D	
1E	1E	2E	3E	4E	5E		12.571	10.72	446	223	9.97	345	267		C, D	
100	112	90	80	90	182/184TC		14.286	10.72	507	196	9.97	393	235		C, D	
160	160	160	160	200	Nema		15.400	11.65	594	182	11.32	481	218		C, D	
							17.500	10.83	627	160	10.83	523	192		C, D	
							20.044	9.65	640	140	9.65	534	168		C, D	
							22.778	8.35	629	123	8.35	524	148		C, D	
							24.567	8.01	651	114	8.01	543	137		C, D	
							27.917	6.90	638	100	6.90	531	120		C, D	
							32.267	6.10	651	87	6.10	543	104		C, D	
							36.667	5.34	648	76	5.34	540	92		C, D	
							39.160	4.61	597	72	4.61	498	86		C, D	
							44.500	4.80	707	63	4.91	603	76		C, D	
GST07 - 2N □□□ □F							11.200	10.72	397	250					C, D	
1F	1F	2F	3F				12.571	10.72	446	223					C, D	
100	112	90	90				14.286	10.72	507	196					C, D	
160	160	160	200				15.400	11.65	594	182					C, D	
							17.500	10.83	627	160					C, D	
							20.044	9.65	640	140					C, D	
							22.778	8.35	629	123					C, D	
							24.567	8.01	651	114					C, D	
							27.917	6.90	638	100					C, D	
GST07 - 2N □□□ □G							11.200	13.11	486	250					C, D	
1G	2G	2G	3G	5G			12.571	11.72	488	223					C, D	
132	100	112	132	213/215TC			14.286	11.02	521	196					C, D	
300	250	250	250	Nema			15.400	11.65	594	182					C, D	
							17.500	10.83	627	160					C, D	
								<b>n<sub>1</sub> = 1400 rpm</b>			<b>n<sub>1</sub> = 1680 rpm</b>					
GST07 - 2N □□□ □C							32.267	1.68	360	43	2.02	360	52			
1C	2C	3C	4C	5C	6C	7C	36.667	1.68	409	38	2.02	409	46			
80	71	71	71	56C	63	80	39.160	1.41	365	36	1.69	365	43			
160	160	105	120	Nema	160	120	44.500	1.41	414	32	1.69	414	38			
							49.500	1.13	370	28	1.35	370	34			
							56.250	1.13	420	25	1.35	420	30			
GST07 - 2N □□□ □D							12.571	2.31	192	111	2.67	185	134			
1D	2D	5D					14.286	2.31	218	98	2.67	210	118			
90	80	143/145TC					20.044	2.31	306	70	2.77	306	84			
160	160	Nema					22.778	2.31	348	62	2.77	348	74			
							24.567	2.31	375	57	2.77	375	68			

For dimensions, see page 3-112 onwards.

# Helical gearbox selection table

## Gearbox with mounting flange



$M_2 \text{ perm} \leq 707 \text{ Nm}$				GST07-2N □□□								
Gearbox	Mounting flange size Motor frame size Flange diameter			i	50 Hz			60 Hz			50 Hz	60 Hz
					$P_1 \text{ perm}$	$M_2 \text{ perm}$	$n_2$	$P_1 \text{ perm}$	$M_2 \text{ perm}$	$n_2$		
					[kW]	[Nm]	[rpm]	[kW]	[Nm]	[rpm]		
					$n_1 = 1400 \text{ rpm}$			$n_1 = 1680 \text{ rpm}$				
GST07 - 2N □□□ □D				27.917	2.31	427	50	2.77	427	60		
1D	2D	5D		32.267	2.24	479	43	2.69	479	52		
90	80	143/145TC		36.667	2.24	544	38	2.69	544	46		
160	160	Nema		39.160	1.87	485	36	2.25	485	43		
				44.500	1.87	551	32	2.25	551	38		
				49.500	1.50	492	28	1.80	492	34		
				56.250	1.50	559	25	1.80	559	30		
GST07 - 2N □□□ □E				5.200	6.60	227	269	7.62	219	323		
1E	1E	2E	3E	5.714	6.60	249	245	7.62	240	294		
100	112	90	80	6.400	6.60	279	219	7.62	269	263		
160	160	160	160	8.800	6.60	384	159	7.62	370	191		
				9.856	6.60	430	142	7.62	414	171		
				11.200	6.60	489	125	7.62	471	150		
				12.571	6.60	549	111	7.62	529	134		
				14.286	6.60	624	98	7.62	601	118		
				15.400	6.31	644	91	7.58	644	109		
				17.500	5.87	680	80	7.04	680	96		
				20.044	5.23	694	70	6.28	694	84		
				22.778	4.52	682	62	5.43	682	74		
				24.567	4.34	706	57	5.21	706	68		
				27.917	3.74	691	50	4.49	691	60		
				32.267	3.31	706	43	3.97	706	52		
				36.667	2.89	702	38	3.47	702	46		
				39.160	2.50	647	36	3.00	647	43		
				44.500	2.40	707	32	2.88	707	38		
GST07 - 2N □□□ □F				3.048	6.60	133	459	7.62	128	551		C, D
1F	1F	2F	3F	3.350	6.60	146	418	7.62	141	502		C, D
100	112	90	90	4.225	6.60	184	331	7.62	178	398		C, D
160	160	160	200	4.643	6.60	203	302	7.62	195	362		C, D
				5.200	6.60	227	269	7.62	219	323		C, D
				5.714	6.60	249	245	7.62	240	294		C, D
				6.400	6.60	279	219	7.62	269	263		C, D
				7.150	6.60	312	196	7.62	301	235		C, D
				8.125	6.60	355	172	7.62	342	207		C, D
				8.800	6.60	384	159	7.62	370	191		C, D
				9.856	6.60	430	142	7.62	414	171		C, D
				11.200	6.60	489	125	7.62	471	150		C, D
				12.571	6.60	549	111	7.62	529	134		C, D
				14.286	6.60	624	98	7.62	601	118		C, D
				15.400	6.31	644	91	7.58	644	109		C, D
				17.500	5.87	680	80	7.04	680	96		C, D
				20.044	5.23	694	70	6.28	694	84		C, D
				22.778	4.52	682	62	5.43	682	74		C, D
				24.567	4.34	706	57	5.21	706	68		C, D
				27.917	3.74	691	50	4.49	691	60		C, D
GST07 - 2N □□□ □G				3.048	17.41	351	459	20.12	338	551		C, D
1G	2G	2G	3G	3.350	16.54	367	418	19.11	353	502		C, D
132	100	112	132	4.225	14.22	398	331	16.43	383	398		C, D
300	250	250	250	4.643	13.47	414	302	15.57	399	362		C, D
				5.200	12.42	427	269	14.35	411	323		C, D
				5.714	11.86	448	245	13.70	432	294		C, D
				6.400	10.93	463	219	12.63	446	263		C, D
				7.150	10.32	488	196	11.93	470	235		C, D
				8.125	10.02	539	172	11.58	519	207		C, D
				8.800	9.05	527	159	10.46	507	191		C, D
				9.856	8.42	549	142	9.73	529	171		C, D
				11.200	8.07	598	125	9.33	576	150		C, D
				12.571	7.22	600	111	8.34	578	134		C, D
				14.286	6.78	642	98	7.84	618	118		C, D
				15.400	6.31	644	91	7.58	644	109		C, D
				17.500	5.87	680	80	7.04	680	96		C, D

For dimensions, see page 3-112 onwards.

# Helical gearbox selection table

## Gearbox with mounting flange

$M_2 \text{ perm} \leq 707 \text{ Nm}$				GST07-2N □□□								
Gearbox	Mounting flange size Motor frame size Flange diameter			i	50 Hz			60 Hz			50 Hz	60 Hz
					P <sub>1 perm</sub>	M <sub>2 perm</sub>	n <sub>2</sub>	P <sub>1 perm</sub>	M <sub>2 perm</sub>	n <sub>2</sub>		
					[kW]	[Nm]	[rpm]	[kW]	[Nm]	[rpm]		
					<b>n<sub>1</sub> = 1400 rpm</b>			<b>n<sub>1</sub> = 1680 rpm</b>				
GST07 - 2N □□□ □H				3.048	17.41	351	459	20.12	338	551		C, D
1H	3H	5H		3.350	16.54	367	418	19.11	353	502		C, D
160	132	254/256TC		4.225	14.22	398	331	16.43	383	398		C, D
350	300	Nema		4.643	13.47	414	302	15.57	399	362		C, D
				5.200	12.42	427	269	14.35	411	323		C, D
				5.714	11.86	448	245	13.70	432	294		C, D
				6.400	10.93	463	219	12.63	446	263		C, D
				7.150	10.32	488	196	11.93	470	235		C, D
				8.125	10.02	539	172	11.58	519	207		C, D
				8.800	9.05	527	159	10.46	507	191		C, D
				9.856	8.42	549	142	9.73	529	171		C, D
				11.200	8.07	598	125	9.33	576	150		C, D
					<b>n<sub>1</sub> = 700 rpm</b>			<b>n<sub>1</sub> = 840 rpm</b>				
GST07 - 2N □□□ □C				32.267	0.84	360	22	1.01	360	26		
1C	2C	3C	4C	36.667	0.84	409	19	1.01	409	23		
80	71	71	71	39.160	0.70	365	18	0.84	365	22		
160	160	105	120	44.500	0.70	414	16	0.84	414	19		
			Nema	49.500	0.56	370	14	0.68	370	17		
				56.250	0.56	420	12	0.68	420	15		
GST07 - 2N □□□ □D				12.571	1.54	256	56	1.85	256	67		
1D	2D	5D		14.286	1.54	291	49	1.85	291	59		
90	80	143/145TC		20.044	1.54	408	35	1.85	408	42		
160	160	Nema		22.778	1.54	464	31	1.85	464	37		
				24.567	1.43	465	29	1.72	465	34		
				27.917	1.43	529	25	1.72	529	30		
				32.267	1.12	479	22	1.35	479	26		
				36.667	1.12	544	19	1.35	544	23		
				39.160	0.94	485	18	1.12	485	22		
				44.500	0.94	551	16	1.12	551	19		
				49.500	0.75	492	14	0.90	492	17		
				56.250	0.75	559	12	0.90	559	15		
GST07 - 2N □□□ □E				5.200	4.40	303	135	5.28	303	162		
1E	1E	2E	3E	5.714	4.40	333	123	5.28	333	147		
100	112	90	80	6.400	4.40	373	109	5.28	373	131		
160	160	160	160	8.800	4.40	512	80	5.28	512	96		
				9.856	4.21	549	71	5.05	549	85		
				11.200	4.04	598	63	4.84	598	75		
				12.571	3.61	600	56	4.33	600	67		
				14.286	3.39	642	49	4.07	642	59		
				15.400	3.16	644	46	3.79	644	55		
				17.500	2.93	680	40	3.52	680	48		
				20.044	2.62	694	35	3.14	694	42		
				22.778	2.26	682	31	2.71	682	37		
				24.567	2.17	706	29	2.61	706	34		
				27.917	1.87	691	25	2.24	691	30		
				32.267	1.65	706	22	1.98	706	26		
				36.667	1.45	702	19	1.74	702	23		
				39.160	1.25	647	18	1.50	647	22		
				44.500	1.20	707	16	1.44	707	19		
GST07 - 2N □□□ □F				3.048	4.40	177	230	5.28	177	276		
1F	1F	2F	3F	3.350	4.40	195	209	5.28	195	251		
100	112	90	90	4.225	4.40	246	166	5.28	246	199		
160	160	160	200	4.643	4.40	270	151	5.28	270	181		
				5.200	4.40	303	135	5.28	303	162		
				5.714	4.40	333	123	5.28	333	147		
				6.400	4.40	373	109	5.28	373	131		
				7.150	4.40	416	98	5.28	416	118		
				8.125	4.40	473	86	5.28	473	103		
				8.800	4.40	512	80	5.28	512	96		
				9.856	4.21	549	71	5.05	549	85		

For dimensions, see page 3-112 onwards.



# Helical gearbox selection table

## Gearbox with mounting flange



$M_2 \text{ perm} \leq 707 \text{ Nm}$				GST07-2N □□□										
Gearbox	Mounting flange size			i	50 Hz			60 Hz			50 Hz	60 Hz		
	Motor frame size	Flange diameter			$P_1 \text{ perm}$	$M_2 \text{ perm}$	$n_2$	$P_1 \text{ perm}$	$M_2 \text{ perm}$	$n_2$			Consultation required for mounting position	
						[kW]	[Nm]	[rpm]		[kW]	[Nm]	[rpm]		
					<b><math>n_1 = 700 \text{ rpm}</math></b>			<b><math>n_1 = 840 \text{ rpm}</math></b>						
GST07 - 2N □□□ □F				11.200	4.04	598	63	4.84	598	75				
1F	1F	2F	3F	12.571	3.61	600	56	4.33	600	67				
100	112	90	90	14.286	3.39	642	49	4.07	642	59				
160	160	160	200	15.400	3.16	644	46	3.79	644	55				
				17.500	2.93	680	40	3.52	680	48				
				20.044	2.62	694	35	3.14	694	42				
				22.778	2.26	682	31	2.71	682	37				
				24.567	2.17	706	29	2.61	706	34				
				27.917	1.87	691	25	2.24	691	30				
					<b><math>n_1 = 700 \text{ rpm}</math></b>			<b><math>n_1 = 840 \text{ rpm}</math></b>						
GST07 - 2N □□□ □G				3.048	8.71	351	230	10.45	351	276				
1G	2G	2G	3G 5G	3.350	8.27	367	209	9.92	367	251				
132	100	112	132 213/215TC	4.225	7.11	398	166	8.53	398	199				
300	250	250	250 Nema	4.643	6.74	414	151	8.08	414	181				
				5.200	6.21	427	135	7.45	427	162				
				5.714	5.93	448	123	7.11	448	147				
				6.400	5.47	463	109	6.56	463	131				
				7.150	5.16	488	98	6.19	488	118				
				8.125	5.01	539	86	6.01	539	103				
				8.800	4.52	527	80	5.43	527	96				
				9.856	4.21	549	71	5.05	549	85				
				11.200	4.04	598	63	4.84	598	75				
				12.571	3.61	600	56	4.33	600	67				
				14.286	3.39	642	49	4.07	642	59				
				15.400	3.16	644	46	3.79	644	55				
				17.500	2.93	680	40	3.52	680	48				
					<b><math>n_1 = 700 \text{ rpm}</math></b>			<b><math>n_1 = 840 \text{ rpm}</math></b>						
GST07 - 2N □□□ □H				3.048	8.71	351	230	10.45	351	276				
1H	3H	5H		3.350	8.27	367	209	9.92	367	251				
160	132	254/256TC		4.225	7.11	398	166	8.53	398	199				
350	300	Nema		4.643	6.74	414	151	8.08	414	181				
				5.200	6.21	427	135	7.45	427	162				
				5.714	5.93	448	123	7.11	448	147				
				6.400	5.47	463	109	6.56	463	131				
				7.150	5.16	488	98	6.19	488	118				
				8.125	5.01	539	86	6.01	539	103				
				8.800	4.52	527	80	5.43	527	96				
				9.856	4.21	549	71	5.05	549	85				
				11.200	4.04	598	63	4.84	598	75				

For dimensions, see page 3-112 onwards.

# Helical gearbox selection table

Gearbox with mounting flange

$M_2 \text{ perm} \leq 710 \text{ Nm}$				GST07-3N □□□								
Gearbox	Mounting flange size Motor frame size Flange diameter			i	50 Hz			60 Hz			50 Hz	60 Hz
					$P_1 \text{ perm}$	$M_2 \text{ perm}$	$n_2$	$P_1 \text{ perm}$	$M_2 \text{ perm}$	$n_2$		
					[kW]	[Nm]	[rpm]	[kW]	[Nm]	[rpm]		
					<b><math>n_1 = 1400 \text{ rpm}</math></b>			<b><math>n_1 = 1680 \text{ rpm}</math></b>				
GST07 - 3N □□□ □B				39.200	1.37	351	36	1.65	351	43		
1B	5B			51.022	1.37	457	27	1.65	457	33		
71	56C			65.079	1.07	453	22	1.28	453	26		
105	Nema			79.762	1.37	710	18	1.64	710	21		
				111.915	0.97	706	13	1.16	706	15		
				127.176	0.86	710	11	1.03	710	13		
				139.211	0.78	706	10	0.93	706	12		
				158.194	0.69	710	8.9	0.83	710	11		
				180.156	0.60	706	7.8	0.72	706	9.3		
				204.722	0.53	710	6.8	0.64	710	8.2		
				236.622	0.46	706	5.9	0.55	706	7.1		
				248.458	0.44	710	5.6	0.53	710	6.8		
				268.889	0.41	710	5.2	0.49	710	6.3		
				326.333	0.33	710	4.3	0.40	710	5.2		
				367.033	0.30	706	3.8	0.35	706	4.6		
				417.083	0.26	710	3.4	0.31	710	4.0		
GST07 - 3N □□□ □C				39.200	1.87	478	36	2.24	478	43		
1C	2C	3C	4C	5C	6C	7C		2.24	536	38		
80	71	71	71	56C	63	80		2.24	622	33		
160	160	105	120	Nema	160	120		2.24	657	31		
				65.079	1.66	704	22	1.99	704	26		
				70.156	1.54	706	20	1.85	706	24		
				79.762	1.37	710	18	1.64	710	21		
				85.983	1.26	706	16	1.51	706	20		
				97.708	1.11	710	14	1.34	710	17		
				111.915	0.97	706	13	1.16	706	15		
				127.176	0.86	710	11	1.03	710	13		
				139.211	0.78	706	10	0.93	706	12		
				158.194	0.69	710	8.9	0.83	710	11		
				180.156	0.60	706	7.8	0.72	706	9.3		
				204.722	0.53	710	6.8	0.64	710	8.2		
				236.622	0.46	706	5.9	0.55	706	7.1		
				248.458	0.44	710	5.6	0.53	710	6.8		
				268.889	0.41	710	5.2	0.49	710	6.3		
				326.333	0.33	710	4.3	0.40	710	5.2		
GST07 - 3N □□□ □D				39.200	2.31	590	36	2.77	590	43		
1D	2D	5D		44.000	2.31	662	32	2.77	662	38		
90	80	143/145TC		51.022	2.10	700	27	2.52	700	33		
160	160	Nema		53.900	2.01	706	26	2.41	706	31		
				65.079	1.67	707	22	2.00	707	26		
				70.156	1.54	706	20	1.85	706	24		
				79.762	1.37	710	18	1.64	710	21		
				85.983	1.26	706	16	1.51	706	20		
				97.708	1.11	710	14	1.34	710	17		
				111.915	0.97	706	13	1.16	706	15		
				127.176	0.86	710	11	1.03	710	13		
				139.211	0.78	706	10	0.93	706	12		
				158.194	0.69	710	8.9	0.83	710	11		
GST07 - 3N □□□ □E				39.200	2.71	692	36	3.25	692	43		
1E	1E	2E	3E	4E	5E			2.95	706	38		
100	112	90	80	90	182/184TC			2.52	700	33		
160	160	160	160	200	Nema			2.41	706	31		
				53.900	2.01	706	26	2.41	706	31		
				70.156	1.54	706	20	1.85	706	24		
				79.762	1.37	710	18	1.64	710	21		
				85.983	1.26	706	16	1.51	706	20		
				97.708	1.11	710	14	1.34	710	17		

For dimensions, see page 3-112 onwards.

# Helical gearbox selection table

## Gearbox with mounting flange



$M_2 \text{ perm} \leq 710 \text{ Nm}$				GST07-3N □□□								
Gearbox	Mounting flange size Motor frame size Flange diameter			i	50 Hz			60 Hz			50 Hz	60 Hz
					$P_1 \text{ perm}$	$M_2 \text{ perm}$	$n_2$	$P_1 \text{ perm}$	$M_2 \text{ perm}$	$n_2$		
				$n_1 = 700 \text{ rpm}$			$n_1 = 840 \text{ rpm}$					
				[kW]	[Nm]	[rpm]	[kW]	[Nm]	[rpm]			
GST07 - 3N □□□ □B				39.200	0.73	371	18	0.87	371	21		
1B 5B				51.022	0.73	483	14	0.87	483	17		
71 56C				65.079	0.53	453	11	0.64	453	13		
105 Nema				79.762	0.68	710	8.8	0.82	710	11		
				111.915	0.48	706	6.3	0.58	706	7.5		
				127.176	0.43	710	5.5	0.51	710	6.6		
				139.211	0.39	706	5.0	0.47	706	6.0		
				158.194	0.34	710	4.4	0.41	710	5.3		
				180.156	0.30	706	3.9	0.36	706	4.7		
				204.722	0.27	710	3.4	0.32	710	4.1		
				236.622	0.23	706	3.0	0.27	706	3.6		
				248.458	0.22	710	2.8	0.26	710	3.4		
				268.889	0.20	710	2.6	0.24	710	3.1		
				326.333	0.17	710	2.2	0.20	710	2.6		
				367.033	0.15	706	1.9	0.18	706	2.3		
				417.083	0.13	710	1.7	0.16	710	2.0		
GST07 - 3N □□□ □C				39.200	1.25	637	18	1.50	637	21		
1C 2C 3C 4C 5C 6C 7C				44.000	1.03	593	16	1.24	593	19		
80 71 71 71 56C 63 80				51.022	1.05	700	14	1.26	700	17		
160 160 105 120 Nema 160 120				53.900	1.00	706	13	1.21	706	16		
				65.079	0.83	704	11	1.00	704	13		
				70.156	0.77	706	10.0	0.93	706	12		
				79.762	0.68	710	8.8	0.82	710	11		
				85.983	0.63	706	8.1	0.76	706	9.8		
				97.708	0.56	710	7.2	0.67	710	8.6		
				111.915	0.48	706	6.3	0.58	706	7.5		
				127.176	0.43	710	5.5	0.51	710	6.6		
				139.211	0.39	706	5.0	0.47	706	6.0		
				158.194	0.34	710	4.4	0.41	710	5.3		
				180.156	0.30	706	3.9	0.36	706	4.7		
				204.722	0.27	710	3.4	0.32	710	4.1		
				236.622	0.23	706	3.0	0.27	706	3.6		
				248.458	0.22	710	2.8	0.26	710	3.4		
				268.889	0.20	710	2.6	0.24	710	3.1		
				326.333	0.17	710	2.2	0.20	710	2.6		
GST07 - 3N □□□ □D				39.200	1.35	692	18	1.62	692	21		
1D 2D 5D				44.000	1.23	706	16	1.48	706	19		
90 80 143/145TC				51.022	1.05	700	14	1.26	700	17		
160 160 Nema				53.900	1.00	706	13	1.21	706	16		
				65.079	0.83	707	11	1.00	707	13		
				70.156	0.77	706	10.0	0.93	706	12		
				79.762	0.68	710	8.8	0.82	710	11		
				85.983	0.63	706	8.1	0.76	706	9.8		
				97.708	0.56	710	7.2	0.67	710	8.6		
				111.915	0.48	706	6.3	0.58	706	7.5		
				127.176	0.43	710	5.5	0.51	710	6.6		
				139.211	0.39	706	5.0	0.47	706	6.0		
				158.194	0.34	710	4.4	0.41	710	5.3		
GST07 - 3N □□□ □E				39.200	1.35	692	18	1.62	692	21		
1E 1E 2E 3E 4E 5E				44.000	1.23	706	16	1.48	706	19		
100 112 90 80 90 182/184TC				51.022	1.05	700	14	1.26	700	17		
160 160 160 160 200 Nema				53.900	1.00	706	13	1.21	706	16		
				70.156	0.77	706	10.0	0.93	706	12		
				79.762	0.68	710	8.8	0.82	710	11		
				85.983	0.63	706	8.1	0.76	706	9.8		
				97.708	0.56	710	7.2	0.67	710	8.6		

For dimensions, see page 3-112 onwards.

# Helical gearbox selection table

## Gearbox with mounting flange

$M_2 \text{ perm} \leq 465 \text{ Nm}$				GST09-1N □□□								
Gearbox	Mounting flange size Motor frame size Flange diameter			i	50 Hz			60 Hz			50 Hz	60 Hz
					$P_1 \text{ perm}$	$M_2 \text{ perm}$	$n_2$	$P_1 \text{ perm}$	$M_2 \text{ perm}$	$n_2$		
					[kW]	[Nm]	[rpm]	[kW]	[Nm]	[rpm]		
					<b><math>n_1 = 2800 \text{ rpm}</math></b>			<b><math>n_1 = 3360 \text{ rpm}</math></b>				
GST09 - 1N □□□ □D				11.250	3.14	119	249	3.14	99	299		C, D
1D	2D	5D										
90	80	143/145TC										
160	160	Nema										
GST09 - 1N □□□ □E				11.250	5.29	200	249	5.29	167	299		C, D
1E	1E	2E	3E	4E	5E							
100	112	90	80	90	182/184TC							
160	160	160	160	200	Nema							
					<b><math>n_1 = 1400 \text{ rpm}</math></b>			<b><math>n_1 = 1680 \text{ rpm}</math></b>				
GST09 - 1N □□□ □D				7.333	2.31	114	191	2.67	110	229		
1D	2D	5D		8.900	2.31	138	157	2.67	133	189		
90	80	143/145TC		11.250	1.93	146	124	2.23	141	149		
160	160	Nema										
GST09 - 1N □□□ □E				2.810	6.60	125	498	7.62	120	598		
1E	1E	2E	3E	4E	5E							
100	112	90	80	90	182/184TC							
160	160	160	160	200	Nema							
				4.667	6.60	207	300	7.62	199	360		
				5.667	6.06	231	247	7.00	222	297		
				7.333	4.86	240	191	5.62	231	229		
				8.900	4.06	243	157	4.69	234	189		
				11.250	3.26	246	124	3.76	237	149		
GST09 - 1N □□□ □F				2.048	6.60	91	684	7.62	87	821		C, D
1F	1F	2F	3F	2.333	6.60	103	600	7.62	100	720		C, D
100	112	90	90	2.810	6.60	125	498	7.62	120	598		C, D
160	160	160	200	3.444	6.60	153	407	7.62	147	488		C, D
				4.667	6.60	207	300	7.62	199	360		C, D
				5.667	6.42	245	247	7.42	236	297		C, D
				7.333	5.16	254	191	5.96	245	229		C, D
				8.900	4.30	257	157	4.97	248	189		C, D
GST09 - 1N □□□ □G				1.560	17.59	184	897	20.33	178	1077		C, D
1G	2G	2G	3G	2.048	17.59	242	684	20.33	233	821		C, D
132	100	112	132	2.333	17.59	276	600	20.33	266	720		C, D
300	250	250	250	2.810	17.59	332	498	20.33	320	598		C, D
				3.444	17.59	407	407	20.33	392	488		C, D
				4.667	12.09	379	300	13.97	365	360		C, D
				5.667	12.21	465	247	14.11	448	297		C, D
GST09 - 1N □□□ □H				1.560	26.43	277	897	30.54	267	1077		C, D
1H	2H	3H	5H	2.048	24.57	338	684	28.39	325	821		C, D
160	180	132	254/256TC	2.333	23.60	370	600	27.27	356	720		C, D
350	350	300	Nema	2.810	22.14	418	498	25.59	403	598		C, D
				3.444	19.14	443	407	22.12	427	488		C, D
GST09 - 1N □□□ 1K				1.560	26.43	277	897	30.54	267	1077		C, D
200				2.048	24.57	338	684	28.39	325	821		C, D
400												

For dimensions, see page 3-112 onwards.

# Helical gearbox selection table

## Gearbox with mounting flange



$M_2 \text{ perm} \leq 465 \text{ Nm}$				GST09-1N □□□								
Gearbox	Mounting flange size Motor frame size Flange diameter			i	50 Hz			60 Hz			50 Hz	60 Hz
					$P_1 \text{ perm}$	$M_2 \text{ perm}$	$n_2$	$P_1 \text{ perm}$	$M_2 \text{ perm}$	$n_2$		
					[kW]	[Nm]	[rpm]	[kW]	[Nm]	[rpm]		
					<b><math>n_1 = 700 \text{ rpm}</math></b>			<b><math>n_1 = 840 \text{ rpm}</math></b>				
GST09 - 1N □□□ □D				7.333	1.44	142	96	1.73	142	115		
1D	2D	5D		8.900	1.21	144	79	1.45	144	94		
90	80	143/145TC		11.250	0.97	146	62	1.16	146	75		
160	160	Nema										
GST09 - 1N □□□ □E				2.810	4.40	166	249	5.28	166	299		
1E	1E	2E	3E	4E	5E			4.24	221	180		
100	112	90	80	90	182/184TC			3.63	231	148		
160	160	160	160	200	Nema			2.92	240	115		
				8.900	2.03	243	79	2.44	243	94		
				11.250	1.63	246	62	1.95	246	75		
GST09 - 1N □□□ □F				2.048	4.40	121	342	5.28	121	410		
1F	1F	2F	3F	2.333	4.40	138	300	5.28	138	360		
100	112	90	90	2.810	4.40	166	249	5.28	166	299		
160	160	160	200	3.444	4.40	204	203	5.28	204	244		
				4.667	3.75	235	150	4.50	235	180		
				5.667	3.21	245	124	3.85	245	148		
				7.333	2.58	254	96	3.09	254	115		
				8.900	2.15	257	79	2.58	257	94		
GST09 - 1N □□□ □G				1.560	11.73	246	449	14.07	246	539		
1G	2G	2G	3G	5G	2.048	11.73	323	342	14.07	323	410	
132	100	112	132	213/215TC	2.333	11.73	368	300	14.07	368	360	
300	250	250	250	Nema	2.810	10.59	400	249	12.70	400	299	
				3.444	9.11	422	203	10.93	422	244		
				4.667	6.04	379	150	7.25	379	180		
				5.667	6.11	465	124	7.33	465	148		
GST09 - 1N □□□ □H				1.560	13.21	277	449	15.86	277	539		
1H	2H	3H	5H	6H	2.048	12.28	338	342	14.74	338	410	
160	180	132	254/256TC	284/286TC	2.333	11.80	370	300	14.16	370	360	
350	350	300	Nema	Nema	2.810	11.07	418	249	13.29	418	299	
				3.444	9.57	443	203	11.48	443	244		
GST09 - 1N □□□ 1K				1.560	13.21	277	449	15.86	277	539		
200				2.048	12.28	338	342	14.74	338	410		
400												

For dimensions, see page 3-112 onwards.

# Helical gearbox selection table

## Gearbox with mounting flange

$M_2 \text{ perm} \leq 1582 \text{ Nm}$				GST09-2N □□□								
Gearbox	Mounting flange size Motor frame size Flange diameter			i	50 Hz			60 Hz			50 Hz	60 Hz
					P <sub>1 perm</sub>	M <sub>2 perm</sub>	n <sub>2</sub>	P <sub>1 perm</sub>	M <sub>2 perm</sub>	n <sub>2</sub>		
					[kW]	[Nm]	[rpm]	[kW]	[Nm]	[rpm]		
					<b>n<sub>1</sub> = 2800 rpm</b>			<b>n<sub>1</sub> = 3360 rpm</b>				
GST09 - 2N □□□ □D				32.267	4.26	455	87	3.96	353	104		C, D
1D	2D	5D		36.667	4.26	517	76	3.96	401	92		C, D
90	80	143/145TC		39.160	4.26	552	72	3.96	428	86		C, D
160	160	Nema		44.500	4.62	680	63	4.39	539	76		C, D
				49.500	3.87	633	57	3.96	540	68		C, D
				56.250	3.87	720	50	3.96	614	60		C, D
GST09 - 2N □□□ □E				12.362	10.72	438	227	9.97	340	272		C, D
1E	1E	2E	3E	14.048	10.72	498	199	9.97	386	239		C, D
100	112	90	80	20.533	12.17	827	136	11.32	641	164		C, D
160	160	160	160	23.333	12.17	940	120	11.32	729	144		C, D
				24.933	11.18	922	112	11.18	769	135		C, D
				28.333	11.18	1048	99	11.18	873	119		C, D
				32.267	8.98	958	87	8.98	799	104		C, D
				36.667	8.98	1089	76	8.98	908	92		C, D
				39.160	7.50	971	72	7.50	810	86		C, D
				44.500	8.12	1196	63	8.31	1020	76		C, D
				49.500	6.51	1067	57	6.66	910	68		C, D
				56.250	6.51	1212	50	6.66	1034	60		C, D
GST09 - 2N □□□ □F				11.667	10.72	414	240					C, D
1F	1F	2F	3F	12.362	10.72	438	227					C, D
100	112	90	90	14.048	10.72	498	199					C, D
160	160	160	200	15.156	12.17	611	185					C, D
				17.222	12.17	694	163					C, D
				20.533	12.17	827	136					C, D
				23.333	12.17	940	120					C, D
				24.933	11.86	978	112					C, D
				28.333	11.86	1112	99					C, D
				32.267	9.52	1016	87					C, D
				36.667	9.52	1155	76					C, D
				39.160	7.94	1029	72					C, D
				44.500	8.61	1267	63					C, D
GST09 - 2N □□□ □G				11.667	25.37	979	240					C, D
1G	2G	2G	3G	12.362	24.87	1017	227					C, D
132	100	112	132	14.048	22.41	1042	199					C, D
300	250	250	250	15.156	24.66	1237	185					C, D
				17.222	22.22	1266	163					C, D
				20.533	20.15	1369	136					C, D
				23.333	18.02	1391	120					C, D
				24.933	17.69	1460	112					C, D
				28.333	14.95	1402	99					C, D
					<b>n<sub>1</sub> = 1400 rpm</b>			<b>n<sub>1</sub> = 1680 rpm</b>				
GST09 - 2N □□□ □D				32.267	2.31	493	43	2.77	493	52		
1D	2D	5D		36.667	2.31	560	38	2.77	560	46		
90	80	143/145TC		39.160	2.31	598	36	2.77	598	43		
160	160	Nema		44.500	2.31	680	32	2.77	680	38		
				49.500	1.93	633	28	2.32	633	34		
				56.250	1.93	720	25	2.32	720	30		
GST09 - 2N □□□ □E				7.305	6.60	319	192	7.62	307	230		
1E	1E	2E	3E	8.027	6.60	350	174	7.62	337	209		
100	112	90	80	12.362	6.60	540	113	7.62	520	136		
160	160	160	160	14.048	6.60	613	100	7.62	591	120		
				20.533	6.60	896	68	7.92	896	82		
				23.333	6.60	1019	60	7.92	1019	72		
				24.933	6.06	1000	56	7.27	1000	67		
				28.333	6.06	1136	49	7.27	1136	59		
				32.267	4.86	1039	43	5.84	1039	52		
				36.667	4.86	1180	38	5.84	1180	46		

For dimensions, see page 3-112 onwards.

# Helical gearbox selection table

## Gearbox with mounting flange



$M_2 \text{ perm} \leq 1582 \text{ Nm}$							GST09-2N □□□								
Gearbox	Mounting flange size Motor frame size Flange diameter						i	50 Hz			60 Hz			50 Hz	60 Hz
								P <sub>1 perm</sub>	M <sub>2 perm</sub>	n <sub>2</sub>	P <sub>1 perm</sub>	M <sub>2 perm</sub>	n <sub>2</sub>	Consultation required for mounting position	
							<b>n<sub>1</sub> = 1400 rpm</b>			<b>n<sub>1</sub> = 1680 rpm</b>					
GST09 - 2N □□□ □E							39.160	4.06	1053	36	4.87	1053	43		
1E	1E	2E	3E	4E	5E		44.500	4.06	1196	32	4.87	1196	38		
100	112	90	80	90	182/184TC		49.500	3.26	1067	28	3.91	1067	34		
160	160	160	160	200	Nema		56.250	3.26	1212	25	3.91	1212	30		
GST09 - 2N □□□ □F							5.324	6.60	232	263	7.62	224	316	C, D	
1F	1F	2F	3F				5.850	6.60	255	239	7.62	246	287	C, D	
100	112	90	90				6.667	6.60	291	210	7.62	280	252	C, D	
160	160	160	200				7.305	6.60	319	192	7.62	307	230	C, D	
							8.027	6.60	350	174	7.62	337	209	C, D	
							9.010	6.60	393	155	7.62	379	187	C, D	
							10.267	6.60	448	136	7.62	432	164	C, D	
							11.667	6.60	509	120	7.62	490	144	C, D	
							12.362	6.60	540	113	7.62	520	136	C, D	
							14.048	6.60	613	100	7.62	591	120	C, D	
							15.156	6.60	662	92	7.92	662	111	C, D	
							17.222	6.60	752	81	7.92	752	98	C, D	
							20.533	6.60	896	68	7.92	896	82	C, D	
							23.333	6.60	1019	60	7.92	1019	72	C, D	
							24.933	6.42	1060	56	7.71	1060	67	C, D	
							28.333	6.42	1205	49	7.71	1205	59	C, D	
							32.267	5.16	1101	43	6.19	1101	52	C, D	
							36.667	5.16	1251	38	6.19	1251	46	C, D	
							39.160	4.30	1115	36	5.16	1115	43	C, D	
							44.500	4.30	1267	32	5.16	1267	38	C, D	
GST09 - 2N □□□ □G							4.056	17.59	472	345	20.33	455	414	C, D	
1G	2G	2G	3G	5G			4.457	17.59	519	314	20.33	500	377	C, D	
132	100	112	132	213/215TC			5.324	17.59	620	263	20.33	597	316	C, D	
300	250	250	250	Nema			5.850	17.59	681	239	20.33	656	287	C, D	
							6.667	17.59	776	210	20.33	747	252	C, D	
							7.305	17.59	850	192	20.33	819	230	C, D	
							8.027	17.59	935	174	20.33	900	209	C, D	
							9.010	17.59	1049	155	20.33	1010	187	C, D	
							10.267	17.34	1178	136	20.03	1134	164	C, D	
							11.667	15.62	1206	120	18.05	1161	144	C, D	
							12.362	15.31	1253	113	17.69	1206	136	C, D	
							14.048	13.79	1283	100	15.94	1235	120	C, D	
							15.156	13.36	1340	92	16.03	1340	111	C, D	
							17.222	12.04	1373	81	14.45	1373	98	C, D	
							20.533	10.92	1484	68	13.11	1484	82	C, D	
							23.333	9.76	1508	60	11.72	1508	72	C, D	
							24.933	9.59	1582	56	11.50	1582	67	C, D	
							28.333	8.10	1519	49	9.72	1519	59	C, D	
GST09 - 2N □□□ □H							4.056	32.71	878	345	37.79	845	414	C, D	
1H	2H	3H	5H	6H			4.457	31.57	931	314	36.47	897	377	C, D	
160	180	132	254/256TC	284/286TC			5.324	28.18	993	263	32.56	956	316	C, D	
350	350	300	Nema	Nema			5.850	26.34	1020	239	30.43	982	287	C, D	
							6.667	24.14	1065	210	27.90	1026	252	C, D	
							7.305	22.82	1103	192	26.37	1063	230	C, D	
							8.027	21.33	1133	174	24.65	1091	209	C, D	
							9.010	18.91	1128	155	21.85	1086	187	C, D	
							10.267	17.34	1178	136	20.03	1134	164	C, D	
							11.667	15.62	1206	120	18.05	1161	144	C, D	
							12.362	15.31	1253	113	17.69	1206	136	C, D	
							14.048	13.79	1283	100	15.94	1235	120	C, D	
							15.156	13.36	1340	92	16.03	1340	111	C, D	
							17.222	12.04	1373	81	14.45	1373	98	C, D	
GST09 - 2N □□□ 1K							4.056	32.71	878	345	37.79	845	414	C, D	
200							4.457	31.57	931	314	36.47	897	377	C, D	
400							5.324	28.18	993	263	32.56	956	316	C, D	
							5.850	26.34	1020	239	30.43	982	287	C, D	
							9.010	18.91	1128	155	21.85	1086	187	C, D	

For dimensions, see page 3-112 onwards.

# Helical gearbox selection table

## Gearbox with mounting flange

$M_2 \text{ perm} \leq 1582 \text{ Nm}$				GST09-2N □□□								
Gearbox	Mounting flange size Motor frame size Flange diameter			i	50 Hz			60 Hz			50 Hz	60 Hz
					$P_1 \text{ perm}$	$M_2 \text{ perm}$	$n_2$	$P_1 \text{ perm}$	$M_2 \text{ perm}$	$n_2$		
					[kW]	[Nm]	[rpm]	[kW]	[Nm]	[rpm]		
					<b><math>n_1 = 700 \text{ rpm}</math></b>			<b><math>n_1 = 840 \text{ rpm}</math></b>				
GST09 - 2N □□□ □D				32.267	1.44	616	22	1.73	616	26		
1D	2D	5D		36.667	1.44	700	19	1.73	700	23		
90	80	143/145TC		39.160	1.21	625	18	1.45	625	22		
160	160	Nema		44.500	1.21	710	16	1.45	710	19		
				49.500	0.97	633	14	1.16	633	17		
				56.250	0.97	720	12	1.16	720	15		
GST09 - 2N □□□ □E				7.305	4.40	425	96	5.28	425	115		
1E	1E	2E	3E	8.027	4.40	467	87	5.28	467	105		
100	112	90	80	12.362	4.40	720	57	5.28	720	68		
160	160	160	160	14.048	4.40	818	50	5.28	818	60		
				20.533	3.53	959	34	4.24	959	41		
				23.333	3.53	1090	30	4.24	1090	36		
				24.933	3.03	1000	28	3.63	1000	34		
				28.333	3.03	1136	25	3.63	1136	30		
				32.267	2.43	1039	22	2.92	1039	26		
				36.667	2.43	1180	19	2.92	1180	23		
				39.160	2.03	1053	18	2.44	1053	22		
				44.500	2.03	1196	16	2.44	1196	19		
				49.500	1.63	1067	14	1.95	1067	17		
				56.250	1.63	1212	12	1.95	1212	15		
GST09 - 2N □□□ □F				5.324	4.40	310	132	5.28	310	158		
1F	1F	2F	3F	5.850	4.40	341	120	5.28	341	144		
100	112	90	90	6.667	4.40	388	105	5.28	388	126		
160	160	160	200	7.305	4.40	425	96	5.28	425	115		
				8.027	4.40	467	87	5.28	467	105		
				9.010	4.40	524	78	5.28	524	93		
				10.267	4.40	598	68	5.28	598	82		
				11.667	4.40	679	60	5.28	679	72		
				12.362	4.40	720	57	5.28	720	68		
				14.048	4.40	818	50	5.28	818	60		
				15.156	4.40	882	46	5.28	882	55		
				17.222	4.40	1003	41	5.28	1003	49		
				20.533	3.75	1018	34	4.50	1018	41		
				23.333	3.75	1157	30	4.50	1157	36		
				24.933	3.21	1060	28	3.85	1060	34		
				28.333	3.21	1205	25	3.85	1205	30		
				32.267	2.58	1101	22	3.09	1101	26		
				36.667	2.58	1251	19	3.09	1251	23		
				39.160	2.15	1115	18	2.58	1115	22		
				44.500	2.15	1267	16	2.58	1267	19		
GST09 - 2N □□□ □G				4.056	11.73	630	173	14.07	630	207		
1G	2G	2G	3G	4.457	11.73	692	157	14.07	692	189		
132	100	112	132	5.324	11.73	826	132	14.07	826	158		
300	250	250	250	5.850	11.73	908	120	14.07	908	144		
				6.667	11.73	1035	105	14.07	1035	126		
				7.305	10.59	1024	96	12.70	1024	115		
				8.027	10.59	1125	87	12.70	1125	105		
				9.010	9.46	1128	78	11.35	1128	93		
				10.267	8.67	1178	68	10.40	1178	82		
				11.667	7.81	1206	60	9.37	1206	72		
				12.362	7.66	1253	57	9.19	1253	68		
				14.048	6.90	1283	50	8.28	1283	60		
				15.156	6.68	1340	46	8.02	1340	55		
				17.222	6.02	1373	41	7.22	1373	49		
				20.533	5.46	1484	34	6.55	1484	41		
				23.333	4.88	1508	30	5.86	1508	36		
				24.933	4.79	1582	28	5.75	1582	34		
				28.333	4.05	1519	25	4.86	1519	30		

For dimensions, see page 3-112 onwards.



# Helical gearbox selection table

Gearbox with mounting flange



$M_2 \text{ perm} \leq 1582 \text{ Nm}$					GST09-2N □□□								
Gearbox	Mounting flange size Motor frame size Flange diameter				i	50 Hz			60 Hz			50 Hz	60 Hz
						$P_1 \text{ perm}$	$M_2 \text{ perm}$	$n_2$	$P_1 \text{ perm}$	$M_2 \text{ perm}$	$n_2$	Consultation required for mounting position	
						[kW]	[Nm]	[rpm]	[kW]	[Nm]	[rpm]		
						<b><math>n_1 = 700 \text{ rpm}</math></b>			<b><math>n_1 = 840 \text{ rpm}</math></b>				
GST09 - 2N □□□ □H					4.056	16.35	878	173	19.63	878	207		
1H 2H 3H 5H 6H					4.457	15.78	931	157	18.94	931	189		
160 180 132 254/256TC 284/286TC					5.324	14.09	993	132	16.91	993	158		
350 350 300 Nema Nema					5.850	13.17	1020	120	15.80	1020	144		
					6.667	12.07	1065	105	14.48	1065	126		
					7.305	11.41	1103	96	13.69	1103	115		
					8.027	10.66	1133	87	12.80	1133	105		
					9.010	9.46	1128	78	11.35	1128	93		
					10.267	8.67	1178	68	10.40	1178	82		
					11.667	7.81	1206	60	9.37	1206	72		
					12.362	7.66	1253	57	9.19	1253	68		
					14.048	6.90	1283	50	8.28	1283	60		
					15.156	6.68	1340	46	8.02	1340	55		
					17.222	6.02	1373	41	7.22	1373	49		
GST09 - 2N □□□ 1K					4.056	16.35	878	173	19.63	878	207		
200					4.457	15.78	931	157	18.94	931	189		
400					5.324	14.09	993	132	16.91	993	158		
					5.850	13.17	1020	120	15.80	1020	144		
					9.010	9.46	1128	78	11.35	1128	93		

For dimensions, see page 3-112 onwards.

# Helical gearbox selection table

## Gearbox with mounting flange

$M_2 \text{ perm} \leq 1623 \text{ Nm}$				GST09-3N □□□											
Gearbox	Mounting flange size Motor frame size Flange diameter			i	50 Hz			60 Hz			50 Hz	60 Hz			
					$P_1 \text{ perm}$	$M_2 \text{ perm}$	$n_2$	$P_1 \text{ perm}$	$M_2 \text{ perm}$	$n_2$			Consultation required for mounting position		
					[kW]	[Nm]	[rpm]	[kW]	[Nm]	[rpm]					
					$n_1 = 1400 \text{ rpm}$			$n_1 = 1680 \text{ rpm}$							
GST09 - 3N □□□ □B	1B 5B 71 56C 105 Nema			182.844	0.88	1050	7.7	1.06	1050	9.2					
				207.778	0.88	1194	6.7	1.06	1194	8.1					
				236.622	0.88	1359	5.9	1.06	1359	7.1					
				252.167	0.74	1210	5.6	0.88	1210	6.7					
				268.889	0.88	1545	5.2	1.06	1545	6.3					
				326.333	0.74	1566	4.3	0.88	1566	5.2					
				363.000	0.59	1396	3.9	0.71	1396	4.6					
412.500	0.59	1586	3.4	0.71	1586	4.1									
GST09 - 3N □□□ □C	1C 2C 3C 4C 5C 6C 7C 80 71 71 71 56C 63 80 160 160 105 120 Nema 160 120			40.136	1.87	489	35	2.24	489	42					
				93.541	1.87	1140	15	2.24	1140	18					
				113.585	1.87	1384	12	2.24	1384	15					
				129.074	1.87	1573	11	2.24	1573	13					
				141.289	1.71	1575	9.9	2.05	1575	12					
				160.556	1.55	1623	8.7	1.86	1623	11					
				182.844	1.35	1613	7.7	1.62	1613	9.2					
				207.778	1.20	1623	6.7	1.44	1623	8.1					
				236.622	1.05	1613	5.9	1.25	1613	7.1					
				252.167	0.99	1623	5.6	1.18	1623	6.7					
				268.889	0.93	1623	5.2	1.11	1623	6.3					
				326.333	0.76	1623	4.3	0.92	1623	5.2					
				363.000	0.68	1613	3.9	0.82	1613	4.6					
				412.500	0.60	1623	3.4	0.72	1623	4.1					
				GST09 - 3N □□□ □D	1D 2D 5D 90 80 143/145TC 160 160 Nema			40.136	2.31	604	35	2.77	604	42	
43.267	2.31	651	32					2.77	651	39					
49.167	2.31	740	29					2.77	740	34					
53.044	2.31	798	26					2.77	798	32					
60.278	2.31	907	23					2.77	907	28					
71.867	2.31	1082	20					2.77	1082	23					
81.667	2.31	1229	17					2.77	1229	21					
93.541	2.31	1408	15					2.77	1408	18					
99.167	2.31	1493	14					2.77	1493	17					
113.585	2.18	1613	12					2.61	1613	15					
129.074	1.92	1612	11					2.30	1612	13					
141.289	1.75	1613	9.9					2.10	1613	12					
160.556	1.55	1623	8.7					1.86	1623	11					
182.844	1.35	1613	7.7					1.62	1613	9.2					
207.778	1.20	1623	6.7					1.44	1623	8.1					
236.622	1.05	1613	5.9					1.25	1613	7.1					
252.167	0.99	1623	5.6					1.18	1623	6.7					
268.889	0.93	1623	5.2					1.11	1623	6.3					
326.333	0.76	1623	4.3					0.92	1623	5.2					
GST09 - 3N □□□ □E	1E 1E 2E 3E 4E 5E 100 112 90 80 90 182/184TC 160 160 160 160 200 Nema							40.136	5.14	1344	35	6.16	1344	42	
				43.267	4.57	1290	32	5.49	1290	39					
				49.167	4.57	1466	29	5.49	1466	34					
				53.044	3.99	1379	26	4.79	1379	32					
				60.278	3.98	1565	23	4.78	1565	28					
				71.867	3.15	1477	20	3.78	1477	23					
				81.667	2.97	1584	17	3.57	1584	21					
				93.541	2.65	1613	15	3.17	1613	18					
				99.167	2.47	1596	14	2.96	1596	17					
				113.585	2.18	1613	12	2.61	1613	15					
				129.074	1.92	1612	11	2.30	1612	13					
				141.289	1.75	1613	9.9	2.10	1613	12					
				160.556	1.55	1623	8.7	1.86	1623	11					
				GST09 - 3N □□□ □F	1F 1F 2F 3F 100 112 90 90 160 160 160 200			40.136	5.14	1344	35	6.16	1344	42	C, D
								43.267	4.57	1290	32	5.49	1290	39	C, D
49.167	4.57	1466	29					5.49	1466	34	C, D				
53.044	3.99	1379	26					4.79	1379	32	C, D				
60.278	3.98	1565	23					4.78	1565	28	C, D				
71.867	3.15	1477	20					3.78	1477	23	C, D				
81.667	2.97	1584	17					3.57	1584	21	C, D				
93.541	2.65	1613	15					3.17	1613	18	C, D				
99.167	2.47	1596	14					2.96	1596	17	C, D				

For dimensions, see page 3-112 onwards.

# Helical gearbox selection table

Gearbox with mounting flange



3

Gearbox		Mounting flange size		Motor frame size		Flange diameter		i	50 Hz		60 Hz		50 Hz	60 Hz		
									P <sub>1 perm</sub>	M <sub>2 perm</sub>	n <sub>2</sub>	P <sub>1 perm</sub>			M <sub>2 perm</sub>	n <sub>2</sub>
									[kW]	[Nm]	[rpm]	[kW]	[Nm]	[rpm]	Consultation required for mounting position	
<b>M<sub>2 perm</sub> ≤ 1623 Nm</b>									<b>GST09-3N □□□</b>							
										<b>n<sub>1</sub> = 700 rpm</b>			<b>n<sub>1</sub> = 840 rpm</b>			
GST09 - 3N □□□ □B																
<b>1B</b> 5B								182.844	0.44	1050	3.8	0.53	1050	4.6		
<b>71</b> 56C								207.778	0.44	1194	3.4	0.53	1194	4.0		
<b>105</b> Nema								236.622	0.44	1359	3.0	0.53	1359	3.6		
								252.167	0.37	1210	2.8	0.44	1210	3.3		
								268.889	0.44	1545	2.6	0.53	1545	3.1		
								326.333	0.37	1566	2.2	0.44	1566	2.6		
								363.000	0.29	1396	1.9	0.35	1396	2.3		
								412.500	0.29	1586	1.7	0.35	1586	2.0		
GST09 - 3N □□□ □C								40.136	1.25	652	17	1.50	652	21		
<b>1C</b> 2C 3C 4C 5C 6C 7C								93.541	1.02	1247	7.5	1.23	1247	9.0		
<b>80</b> 71 71 71 56C 63 80								113.585	1.02	1515	6.2	1.23	1515	7.4		
<b>160</b> 160 105 120 Nema 160 120								129.074	0.96	1612	5.4	1.15	1612	6.5		
								141.289	0.86	1575	5.0	1.03	1575	6.0		
								160.556	0.78	1623	4.4	0.93	1623	5.2		
								182.844	0.68	1613	3.8	0.81	1613	4.6		
								207.778	0.60	1623	3.4	0.72	1623	4.0		
								236.622	0.52	1613	3.0	0.63	1613	3.6		
								252.167	0.49	1623	2.8	0.59	1623	3.3		
								268.889	0.46	1623	2.6	0.56	1623	3.1		
								326.333	0.38	1623	2.2	0.46	1623	2.6		
								363.000	0.34	1613	1.9	0.41	1613	2.3		
								412.500	0.30	1623	1.7	0.36	1623	2.0		
GST09 - 3N □□□ □D								40.136	1.54	805	17	1.85	805	21		
<b>1D</b> 2D 5D								43.267	1.54	868	16	1.85	868	19		
<b>90</b> 80 143/145TC								49.167	1.54	987	14	1.85	987	17		
<b>160</b> 160 Nema								53.044	1.54	1065	13	1.85	1065	16		
								60.278	1.54	1210	12	1.85	1210	14		
								71.867	1.54	1442	9.7	1.85	1442	12		
								81.667	1.49	1584	8.6	1.78	1584	10		
								93.541	1.32	1613	7.5	1.59	1613	9.0		
								99.167	1.23	1596	7.1	1.48	1596	8.5		
								113.585	1.09	1613	6.2	1.31	1613	7.4		
								129.074	0.96	1612	5.4	1.15	1612	6.5		
								141.289	0.88	1613	5.0	1.05	1613	6.0		
								160.556	0.78	1623	4.4	0.93	1623	5.2		
								182.844	0.68	1613	3.8	0.81	1613	4.6		
								207.778	0.60	1623	3.4	0.72	1623	4.0		
								236.622	0.52	1613	3.0	0.63	1613	3.6		
								252.167	0.49	1623	2.8	0.59	1623	3.3		
								268.889	0.46	1623	2.6	0.56	1623	3.1		
								326.333	0.38	1623	2.2	0.46	1623	2.6		
GST09 - 3N □□□ □E								40.136	2.57	1344	17	3.08	1344	21		
<b>1E</b> 1E 2E 3E 4E 5E								43.267	2.29	1290	16	2.74	1290	19		
<b>100</b> 112 90 80 90 182/184TC								49.167	2.29	1466	14	2.74	1466	17		
<b>160</b> 160 160 160 200 Nema								53.044	1.99	1379	13	2.39	1379	16		
								60.278	1.99	1565	12	2.39	1565	14		
								71.867	1.58	1477	9.7	1.89	1477	12		
								81.667	1.49	1584	8.6	1.78	1584	10		
								93.541	1.32	1613	7.5	1.59	1613	9.0		
								99.167	1.23	1596	7.1	1.48	1596	8.5		
								113.585	1.09	1613	6.2	1.31	1613	7.4		
								129.074	0.96	1612	5.4	1.15	1612	6.5		
								141.289	0.88	1613	5.0	1.05	1613	6.0		
								160.556	0.78	1623	4.4	0.93	1623	5.2		
GST09 - 3N □□□ □F								40.136	2.57	1344	17	3.08	1344	21		
<b>1F</b> 1F 2F 3F								43.267	2.29	1290	16	2.74	1290	19		
<b>100</b> 112 90 90								49.167	2.29	1466	14	2.74	1466	17		
<b>160</b> 160 160 200								53.044	1.99	1379	13	2.39	1379	16		
								60.278	1.99	1565	12	2.39	1565	14		
								71.867	1.58	1477	9.7	1.89	1477	12		
								81.667	1.49	1584	8.6	1.78	1584	10		
								99.167	1.23	1596	7.1	1.48	1596	8.5		

For dimensions, see page 3-112 onwards.

# Helical gearbox selection table

## Gearbox with mounting flange

$M_2 \text{ perm} \leq 2933 \text{ Nm}$						GST11-2N □□□								
Gearbox	Mounting flange size Motor frame size Flange diameter					i	50 Hz			60 Hz			50 Hz	60 Hz
							$P_1 \text{ perm}$	$M_2 \text{ perm}$	$n_2$	$P_1 \text{ perm}$	$M_2 \text{ perm}$	$n_2$		
							[kW]	[Nm]	[rpm]	[kW]	[Nm]	[rpm]		
							<b><math>n_1 = 2800 \text{ rpm}</math></b>			<b><math>n_1 = 3360 \text{ rpm}</math></b>				
GST11 - 2N □□□ □E						32.267	10.90	1164	87	10.90	970	104		C, D
1E	1E	2E	3E	4E	5E	36.667	10.90	1322	76	10.90	1102	92		C, D
100	112	90	80	90	182/184TC	39.160	9.10	1180	72	9.10	983	86		C, D
160	160	160	160	200	Nema	44.500	9.87	1453	63	10.10	1239	76		C, D
						49.500	7.92	1297	57	8.10	1106	68		C, D
						56.250	7.92	1474	50	8.10	1257	60		C, D
GST11 - 2N □□□ □F						12.571	10.72	446	223					C, D
1F	1F	2F	3F			14.286	10.72	507	196					C, D
100	112	90	90			20.289	12.17	817	138					C, D
160	160	160	200			23.056	12.17	929	121					C, D
						24.933	12.17	1005	112					C, D
						28.333	12.17	1141	99					C, D
						32.267	11.62	1241	87					C, D
						36.667	11.62	1410	76					C, D
						39.160	9.70	1258	72					C, D
						44.500	10.52	1549	63					C, D
						49.500	8.43	1381	57					C, D
						56.250	8.43	1570	50					C, D
GST11 - 2N □□□ □G						11.200	28.57	1059	250					C, D
1G	2G	2G	3G	5G		12.571	28.57	1189	223					C, D
132	100	112	132	213/215TC		14.286	28.57	1351	196					C, D
300	250	250	250	Nema		15.400	32.47	1654	182					C, D
						17.500	32.47	1880	160					C, D
						20.289	32.47	2180	138					C, D
						23.056	32.47	2477	121					C, D
						24.933	27.60	2277	112					C, D
						28.333	27.60	2587	99					C, D
						32.267	22.16	2366	87					C, D
						36.667	22.16	2688	76					C, D
						39.160	18.50	2397	72					C, D
						44.500	19.92	2933	63					C, D
							<b><math>n_1 = 1400 \text{ rpm}</math></b>			<b><math>n_1 = 1680 \text{ rpm}</math></b>				
GST11 - 2N □□□ □E						32.267	5.90	1261	43	7.09	1261	52		
1E	1E	2E	3E	4E	5E	36.667	5.90	1433	38	7.09	1433	46		
100	112	90	80	90	182/184TC	39.160	4.93	1278	36	5.92	1278	43		
160	160	160	160	200	Nema	44.500	4.93	1453	32	5.92	1453	38		
						49.500	3.96	1297	28	4.75	1297	34		
						56.250	3.96	1474	25	4.75	1474	30		
GST11 - 2N □□□ □F						12.571	6.60	549	111	7.62	529	134		C, D
1F	1F	2F	3F			14.286	6.60	624	98	7.62	601	118		C, D
100	112	90	90			20.289	6.60	886	69	7.92	886	83		C, D
160	160	160	200			23.056	6.60	1007	61	7.92	1007	73		C, D
						24.933	6.60	1089	56	7.92	1089	67		C, D
						28.333	6.60	1237	49	7.92	1237	59		C, D
						32.267	6.30	1345	43	7.56	1345	52		C, D
						36.667	6.30	1528	38	7.56	1528	46		C, D
						39.160	5.26	1363	36	6.31	1363	43		C, D
						44.500	5.26	1549	32	6.31	1549	38		C, D
						49.500	4.22	1381	28	5.06	1381	34		C, D
						56.250	4.22	1570	25	5.06	1570	30		C, D
GST11 - 2N □□□ □G						6.400	17.59	745	219	20.33	718	263		C, D
1G	2G	2G	3G	5G		9.856	17.59	1148	142	20.33	1105	171		C, D
132	100	112	132	213/215TC		11.200	17.59	1304	125	20.33	1256	150		C, D
300	250	250	250	Nema		12.571	17.59	1464	111	20.33	1409	134		C, D
						14.286	17.59	1663	98	20.33	1602	118		C, D
						15.400	17.59	1793	91	21.11	1793	109		C, D
						17.500	17.59	2037	80	21.11	2037	96		C, D
						20.289	17.59	2362	69	21.11	2362	83		C, D

For dimensions, see page 3-112 onwards.

# Helical gearbox selection table

## Gearbox with mounting flange



$M_2 \text{ perm} \leq 2933 \text{ Nm}$					GST11-2N □□□								
Gearbox	Mounting flange size Motor frame size Flange diameter				i	50 Hz			60 Hz			50 Hz	60 Hz
						P <sub>1 perm</sub>	M <sub>2 perm</sub>	n <sub>2</sub>	P <sub>1 perm</sub>	M <sub>2 perm</sub>	n <sub>2</sub>		
					[kW]			[Nm]			[rpm]		
					<b>n<sub>1</sub> = 1400 rpm</b>			<b>n<sub>1</sub> = 1680 rpm</b>					
GST11 - 2N □□□ □G					23.056	17.59	2684	61	21.11	2684	73		C, D
1G	2G	2G	3G	5G	24.933	14.95	2467	56	17.94	2467	67		C, D
132	100	112	132	213/215TC	28.333	14.95	2804	49	17.94	2804	59		C, D
300	250	250	250	Nema	32.267	12.00	2564	43	14.41	2564	52		C, D
					36.667	12.00	2913	38	14.41	2913	46		C, D
					39.160	10.02	2598	36	12.03	2598	43		C, D
					44.500	9.96	2933	32	11.95	2933	38		C, D
GST11 - 2N □□□ □H					4.056	49.48	1328	345	57.17	1279	414		C, D
1H	2H	3H	5H	6H	4.457	49.48	1459	314	57.17	1405	377		C, D
160	180	132	254/256TC	284/286TC	5.324	45.24	1594	263	52.28	1535	316		C, D
350	350	300	Nema	Nema	5.850	45.76	1772	239	52.87	1706	287		C, D
					6.400	42.51	1801	219	49.12	1734	263		C, D
					6.864	45.46	2065	204	52.53	1989	245		C, D
					7.800	40.94	2114	180	47.31	2035	215		C, D
					9.010	37.89	2259	155	43.78	2176	187		C, D
					9.856	35.65	2325	142	41.19	2239	171		C, D
					11.200	32.10	2380	125	37.09	2291	150		C, D
					12.571	30.29	2520	111	35.00	2427	134		C, D
					14.286	27.27	2579	98	31.51	2483	118		C, D
					15.400	26.44	2695	91	31.72	2695	109		C, D
					17.500	23.81	2758	80	28.57	2758	96		C, D
					20.289	20.53	2756	69	24.63	2756	83		C, D
					23.056	19.09	2913	61	22.91	2913	73		C, D
					24.933	16.83	2777	56	20.20	2777	67		C, D
					28.333	15.64	2933	49	18.77	2933	59		C, D
GST11 - 2N □□□ □K					4.056	55.52	1490	345	64.15	1435	414		C, D
1K	2K				4.457	54.45	1606	314	62.92	1547	377		C, D
200	225				5.324	45.24	1594	263	52.28	1535	316		C, D
400	450				5.850	45.76	1772	239	52.87	1706	287		C, D
					6.400	42.51	1801	219	49.12	1734	263		C, D
					6.864	45.46	2065	204	52.53	1989	245		C, D
					7.800	40.94	2114	180	47.31	2035	215		C, D
					9.010	37.89	2259	155	43.78	2176	187		C, D
					9.856	35.65	2325	142	41.19	2239	171		C, D
					11.200	32.10	2380	125	37.09	2291	150		C, D
					12.571	30.29	2520	111	35.00	2427	134		C, D
					14.286	27.27	2579	98	31.51	2483	118		C, D
					15.400	26.44	2695	91	31.72	2695	109		C, D
					17.500	23.81	2758	80	28.57	2758	96		C, D
					<b>n<sub>1</sub> = 700 rpm</b>			<b>n<sub>1</sub> = 840 rpm</b>					
GST11 - 2N □□□ □E					32.267	2.95	1261	22	3.54	1261	26		
1E	1E	2E	3E	4E	5E	36.667	2.95	1433	19	3.54	1433	23	
100	112	90	80	90	182/184TC	39.160	2.47	1278	18	2.96	1278	22	
160	160	160	160	200	Nema	44.500	2.47	1453	16	2.96	1453	19	
					49.500	1.98	1297	14	2.37	1297	17		
					56.250	1.98	1474	12	2.37	1474	15		
GST11 - 2N □□□ □F					12.571	4.40	732	56	5.28	732	67		
1F	1F	2F	3F		14.286	4.40	832	49	5.28	832	59		
100	112	90	90		20.289	4.40	1181	35	5.28	1181	41		
160	160	160	200		23.056	4.40	1342	30	5.28	1342	36		
					24.933	3.92	1293	28	4.70	1293	34		
					28.333	3.92	1470	25	4.70	1470	30		
					32.267	3.15	1345	22	3.78	1345	26		
					36.667	3.15	1528	19	3.78	1528	23		
					39.160	2.63	1363	18	3.16	1363	22		
					44.500	2.63	1549	16	3.16	1549	19		
					49.500	2.11	1381	14	2.53	1381	17		
					56.250	2.11	1570	12	2.53	1570	15		

For dimensions, see page 3-112 onwards.

# Helical gearbox selection table

## Gearbox with mounting flange

$M_2 \text{ perm} \leq 2933 \text{ Nm}$					GST11-2N □□□							
					50 Hz			60 Hz			50 Hz	60 Hz
Gearbox	Mounting flange size Motor frame size Flange diameter				i	P <sub>1 perm</sub>	M <sub>2 perm</sub>	n <sub>2</sub>	P <sub>1 perm</sub>	M <sub>2 perm</sub>	n <sub>2</sub>	Consultation required for mounting position
						[kW]	[Nm]	[rpm]	[kW]	[Nm]	[rpm]	
					<b>n<sub>1</sub> = 700 rpm</b>			<b>n<sub>1</sub> = 840 rpm</b>				
GST11 - 2N □□□ □G					6.400	11.73	994	109	14.07	994	131	
1G 2G 2G 3G 5G					9.856	11.73	1530	71	14.07	1530	85	
132 100 112 132 213/215TC					11.200	11.73	1739	63	14.07	1739	75	
300 250 250 250 Nema					12.571	11.73	1952	56	14.07	1952	67	
					14.286	11.73	2218	49	14.07	2218	59	
					15.400	11.11	2265	46	13.33	2265	55	
					17.500	11.11	2574	40	13.33	2574	48	
					20.289	8.94	2400	35	10.72	2400	41	
					23.056	8.94	2727	30	10.72	2727	36	
					24.933	7.48	2467	28	8.97	2467	34	
					28.333	7.48	2804	25	8.97	2804	30	
					32.267	6.00	2564	22	7.20	2564	26	
					36.667	6.00	2913	19	7.20	2913	23	
					39.160	5.01	2598	18	6.01	2598	22	
					44.500	4.98	2933	16	5.98	2933	19	
GST11 - 2N □□□ □H					4.056	27.76	1490	173	33.31	1490	207	
1H 2H 3H 5H 6H					4.457	27.23	1606	157	32.67	1606	189	
160 180 132 254/256TC 284/286TC					5.324	22.62	1594	132	27.14	1594	158	
350 350 300 Nema Nema					5.850	22.88	1772	120	27.45	1772	144	
					6.400	21.25	1801	109	25.50	1801	131	
					6.864	22.73	2065	102	27.28	2065	122	
					7.800	20.47	2114	90	24.56	2114	108	
					9.010	18.95	2259	78	22.73	2259	93	
					9.856	17.82	2325	71	21.39	2325	85	
					11.200	16.05	2380	63	19.26	2380	75	
					12.571	15.15	2520	56	18.18	2520	67	
					14.286	13.64	2579	49	16.36	2579	59	
					15.400	13.22	2695	46	15.86	2695	55	
					17.500	11.90	2758	40	14.29	2758	48	
					20.289	10.26	2756	35	12.32	2756	41	
					23.056	9.55	2913	30	11.46	2913	36	
					24.933	8.41	2777	28	10.10	2777	34	
					28.333	7.82	2933	25	9.38	2933	30	
GST11 - 2N □□□ □K					4.056	27.76	1490	173	33.31	1490	207	
1K 2K					4.457	27.23	1606	157	32.67	1606	189	
200 225					5.324	22.62	1594	132	27.14	1594	158	
400 450					5.850	22.88	1772	120	27.45	1772	144	
					6.400	21.25	1801	109	25.50	1801	131	
					6.864	22.73	2065	102	27.28	2065	122	
					7.800	20.47	2114	90	24.56	2114	108	
					9.010	18.95	2259	78	22.73	2259	93	
					9.856	17.82	2325	71	21.39	2325	85	
					11.200	16.05	2380	63	19.26	2380	75	
					12.571	15.15	2520	56	18.18	2520	67	
					14.286	13.64	2579	49	16.36	2579	59	
					15.400	13.22	2695	46	15.86	2695	55	
					17.500	11.90	2758	40	14.29	2758	48	

For dimensions, see page 3-112 onwards.

# Helical gearbox selection table

## Gearbox with mounting flange



$M_2 \text{ perm} \leq 2848 \text{ Nm}$								GST11-3N □□□									
Gearbox	Mounting flange size Motor frame size Flange diameter							i	50 Hz			60 Hz			50 Hz	60 Hz	
									P <sub>1 perm</sub>	M <sub>2 perm</sub>	n <sub>2</sub>	P <sub>1 perm</sub>	M <sub>2 perm</sub>	n <sub>2</sub>			Consultation required for mounting position
								<b>n<sub>1</sub> = 1400 rpm</b>			<b>n<sub>1</sub> = 1680 rpm</b>						
GST11 - 3N □□□ □C								207.778	1.68	2282	6.7	2.02	2282	8.1			
1C	2C	3C	4C	5C	6C	7C	236.622	1.68	2598	5.9	2.02	2598	7.1				
80	71	71	71	56C	63	80	252.167	1.41	2312	5.6	1.69	2312	6.7				
160	160	105	120	Nema	160	120	268.889	1.62	2848	5.2	1.95	2848	6.3				
							326.333	1.34	2848	4.3	1.61	2848	5.2				
							363.000	1.13	2669	3.9	1.35	2669	4.6				
							412.500	1.06	2848	3.4	1.27	2848	4.1				
GST11 - 3N □□□ □D								40.816	2.31	614	34	2.77	614	41			
1D	2D	5D					44.000	2.31	662	32	2.77	662	38				
90	80	143/145TC					50.000	2.31	753	28	2.77	753	34				
160	160	Nema					57.968	2.31	873	24	2.77	873	29				
							129.074	2.31	1943	11	2.77	1943	13				
							146.993	2.31	2213	9.5	2.77	2213	11				
							158.194	2.31	2381	8.9	2.77	2381	11				
							180.156	2.29	2695	7.8	2.75	2695	9.3				
							207.778	2.07	2810	6.7	2.49	2810	8.1				
							236.622	1.75	2695	5.9	2.10	2695	7.1				
							252.167	1.71	2810	5.6	2.05	2810	6.7				
							268.889	1.62	2848	5.2	1.95	2848	6.3				
							326.333	1.34	2848	4.3	1.61	2848	5.2				
							363.000	1.14	2695	3.9	1.37	2695	4.6				
							412.500	1.06	2848	3.4	1.27	2848	4.1				
GST11 - 3N □□□ □E								40.816	6.60	1755	34	7.92	1755	41			
1E	1E	2E	3E	4E	5E		44.000	6.60	1892	32	7.92	1892	38				
100	112	90	80	90	182/184TC		50.000	6.60	2150	28	7.92	2150	34				
160	160	160	160	200	Nema		57.968	6.60	2493	24	7.92	2493	29				
							61.250	6.60	2634	23	7.92	2634	27				
							71.011	5.70	2637	20	6.83	2637	24				
							80.694	5.30	2787	17	6.36	2787	21				
							87.267	4.67	2656	16	5.60	2656	19				
							99.167	4.35	2810	14	5.22	2810	17				
							112.933	3.66	2695	12	4.39	2695	15				
							129.074	3.34	2810	11	4.01	2810	13				
							146.993	2.81	2695	9.5	3.38	2695	11				
							158.194	2.72	2810	8.9	3.27	2810	11				
							180.156	2.29	2695	7.8	2.75	2695	9.3				
							207.778	2.07	2810	6.7	2.49	2810	8.1				
							236.622	1.75	2695	5.9	2.10	2695	7.1				
							252.167	1.71	2810	5.6	2.05	2810	6.7				
							268.889	1.62	2848	5.2	1.95	2848	6.3				
							326.333	1.34	2848	4.3	1.61	2848	5.2				
GST11 - 3N □□□ □F								40.816	6.60	1755	34	7.92	1755	41	C, D		
1F	1F	2F	3F				44.000	6.60	1892	32	7.92	1892	38	C, D			
100	112	90	90				50.000	6.60	2150	28	7.92	2150	34	C, D			
160	160	160	200				57.968	6.60	2493	24	7.92	2493	29	C, D			
							61.250	6.60	2634	23	7.92	2634	27	C, D			
							71.011	5.70	2637	20	6.83	2637	24	C, D			
							80.694	5.30	2787	17	6.36	2787	21	C, D			
							87.267	4.67	2656	16	5.60	2656	19	C, D			
							99.167	4.35	2810	14	5.22	2810	17	C, D			
							112.933	3.66	2695	12	4.39	2695	15	C, D			
							129.074	3.34	2810	11	4.01	2810	13	C, D			
							146.993	2.81	2695	9.5	3.38	2695	11	C, D			
							158.194	2.72	2810	8.9	3.27	2810	11	C, D			
							180.156	2.29	2695	7.8	2.75	2695	9.3	C, D			

For dimensions, see page 3-112 onwards.

# Helical gearbox selection table

## Gearbox with mounting flange

$M_2 \text{ perm} \leq 2848 \text{ Nm}$						GST11-3N □□□								
Gearbox	Mounting flange size					i	50 Hz			60 Hz			50 Hz	60 Hz
	Motor frame size						P <sub>1 perm</sub>	M <sub>2 perm</sub>	n <sub>2</sub>	P <sub>1 perm</sub>	M <sub>2 perm</sub>	n <sub>2</sub>		
	Flange diameter					[kW]							[Nm]	[rpm]
						<b>n<sub>1</sub> = 1400 rpm</b>			<b>n<sub>1</sub> = 1680 rpm</b>					
GST11 - 3N □□□ □G						40.816	9.58	2550	34	11.50	2550	41		C, D
1G	2G	2G	3G	5G		44.000	8.40	2410	32	10.08	2410	38		C, D
132	100	112	132	213/215TC		50.000	8.36	2725	28	10.03	2725	34		C, D
300	250	250	250	Nema		57.968	6.82	2577	24	8.18	2577	29		C, D
						61.250	6.83	2725	23	8.19	2725	27		C, D
						71.011	5.70	2637	20	6.83	2637	24		C, D
						80.694	5.30	2787	17	6.36	2787	21		C, D
						87.267	4.67	2656	16	5.60	2656	19		C, D
						99.167	4.35	2810	14	5.22	2810	17		C, D
						112.933	3.66	2695	12	4.39	2695	15		C, D
						<b>n<sub>1</sub> = 700 rpm</b>			<b>n<sub>1</sub> = 840 rpm</b>					
GST11 - 3N □□□ □C						207.778	0.84	2282	3.4	1.01	2282	4.0		
1C	2C	3C	4C	5C	6C	7C	0.84	2598	3.0	1.01	2598	3.6		
80	71	71	71	56C	63	80	0.70	2312	2.8	0.84	2312	3.3		
160	160	105	120	Nema	160	120	268.889	0.81	2848	2.6	0.97	2848	3.1	
						326.333	0.67	2848	2.2	0.80	2848	2.6		
						363.000	0.56	2669	1.9	0.68	2669	2.3		
						412.500	0.53	2848	1.7	0.64	2848	2.0		
GST11 - 3N □□□ □D						40.816	1.54	819	17	1.85	819	21		
1D	2D	5D				44.000	1.54	883	16	1.85	883	19		
90	80	143/145TC				50.000	1.54	1003	14	1.85	1003	17		
160	160	Nema				57.968	1.54	1163	12	1.85	1163	15		
						129.074	1.54	2590	5.4	1.85	2590	6.5		
						146.993	1.41	2695	4.8	1.69	2695	5.7		
						158.194	1.36	2810	4.4	1.63	2810	5.3		
						180.156	1.15	2695	3.9	1.38	2695	4.7		
						207.778	1.04	2810	3.4	1.24	2810	4.0		
						236.622	0.87	2695	3.0	1.05	2695	3.6		
						252.167	0.85	2810	2.8	1.03	2810	3.3		
						268.889	0.81	2848	2.6	0.97	2848	3.1		
						326.333	0.67	2848	2.2	0.80	2848	2.6		
						363.000	0.57	2695	1.9	0.68	2695	2.3		
						412.500	0.53	2848	1.7	0.64	2848	2.0		
GST11 - 3N □□□ □E						40.816	3.97	2111	17	4.76	2111	21		
1E	1E	2E	3E	4E	5E	44.000	3.97	2276	16	4.76	2276	19		
100	112	90	80	90	182/184TC	50.000	3.97	2586	14	4.76	2586	17		
160	160	160	160	200	Nema	57.968	3.41	2577	12	4.09	2577	15		
						61.250	3.41	2725	11	4.10	2725	14		
						71.011	2.85	2637	9.9	3.42	2637	12		
						80.694	2.65	2787	8.7	3.18	2787	10		
						87.267	2.33	2656	8.0	2.80	2656	9.6		
						99.167	2.17	2810	7.1	2.61	2810	8.5		
						112.933	1.83	2695	6.2	2.20	2695	7.4		
						129.074	1.67	2810	5.4	2.00	2810	6.5		
						146.993	1.41	2695	4.8	1.69	2695	5.7		
						158.194	1.36	2810	4.4	1.63	2810	5.3		
						180.156	1.15	2695	3.9	1.38	2695	4.7		
						207.778	1.04	2810	3.4	1.24	2810	4.0		
						236.622	0.87	2695	3.0	1.05	2695	3.6		
						252.167	0.85	2810	2.8	1.03	2810	3.3		
						268.889	0.81	2848	2.6	0.97	2848	3.1		
						326.333	0.67	2848	2.2	0.80	2848	2.6		

For dimensions, see page 3-112 onwards.



# Helical gearbox selection table

## Gearbox with mounting flange



$M_2 \text{ perm} \leq 2848 \text{ Nm}$				GST11-3N □□□								
Gearbox	Mounting flange size Motor frame size Flange diameter			i	50 Hz			60 Hz			50 Hz	60 Hz
					$P_1 \text{ perm}$	$M_2 \text{ perm}$	$n_2$	$P_1 \text{ perm}$	$M_2 \text{ perm}$	$n_2$		
					[kW]	[Nm]	[rpm]	[kW]	[Nm]	[rpm]		
					<b><math>n_1 = 700 \text{ rpm}</math></b>			<b><math>n_1 = 840 \text{ rpm}</math></b>				
GST11 - 3N □□□ □F				40.816	4.15	2209	17	4.98	2209	21		
	<b>1F</b>	<b>1F</b>	<b>2F</b> <b>3F</b>	44.000	4.15	2381	16	4.98	2381	19		
	<b>100</b>	<b>112</b>	90 90	50.000	4.15	2706	14	4.98	2706	17		
	<b>160</b>	<b>160</b>	160 200	57.968	3.41	2577	12	4.09	2577	15		
				61.250	3.41	2725	11	4.10	2725	14		
				71.011	2.85	2637	9.9	3.42	2637	12		
				80.694	2.65	2787	8.7	3.18	2787	10		
				87.267	2.33	2656	8.0	2.80	2656	9.6		
				99.167	2.17	2810	7.1	2.61	2810	8.5		
				112.933	1.83	2695	6.2	2.20	2695	7.4		
				129.074	1.67	2810	5.4	2.00	2810	6.5		
				146.993	1.41	2695	4.8	1.69	2695	5.7		
				158.194	1.36	2810	4.4	1.63	2810	5.3		
				180.156	1.15	2695	3.9	1.38	2695	4.7		
GST11 - 3N □□□ □G				40.816	4.79	2550	17	5.75	2550	21		
	<b>1G</b>	<b>2G</b>	<b>2G</b> <b>3G</b> <b>5G</b>	44.000	4.20	2410	16	5.04	2410	19		
	<b>132</b>	100	112 132 213/215TC	50.000	4.18	2725	14	5.02	2725	17		
	<b>300</b>	250	250 Nema	57.968	3.41	2577	12	4.09	2577	15		
				61.250	3.41	2725	11	4.10	2725	14		
				71.011	2.85	2637	9.9	3.42	2637	12		
				80.694	2.65	2787	8.7	3.18	2787	10		
				87.267	2.33	2656	8.0	2.80	2656	9.6		
				99.167	2.17	2810	7.1	2.61	2810	8.5		
				112.933	1.83	2695	6.2	2.20	2695	7.4		

For dimensions, see page 3-112 onwards.

# Helical gearbox selection table

## Gearbox with mounting flange

$M_2 \text{ perm} \leq 5786 \text{ Nm}$					GST14-2N □□□							
Gearbox	Mounting flange size				i	50 Hz			60 Hz			Consultation required for mounting position
	Motor frame size					P <sub>1 perm</sub>	M <sub>2 perm</sub>	n <sub>2</sub>	P <sub>1 perm</sub>	M <sub>2 perm</sub>	n <sub>2</sub>	
	Flange diameter					[kW]	[Nm]	[rpm]	[kW]	[Nm]	[rpm]	
						<b>n<sub>1</sub> = 2800 rpm</b>			<b>n<sub>1</sub> = 3360 rpm</b>			
GST14 - 2N □□□ □G					20.044	32.47	2153	140				C, D
1G	2G	2G	3G	5G	22.778	32.47	2447	123				C, D
132	100	112	132	213/215TC	24.567	32.47	2639	114				C, D
300	250	250	250	Nema	27.917	32.47	2999	100				C, D
					32.267	26.80	2862	87				C, D
					36.667	26.80	3252	76				C, D
					39.160	22.39	2902	72				C, D
					44.500	24.27	3574	63				C, D
					49.500	19.48	3190	57				C, D
					56.250	19.48	3625	50				C, D
						<b>n<sub>1</sub> = 1400 rpm</b>			<b>n<sub>1</sub> = 1680 rpm</b>			
GST14 - 2N □□□ □G					20.044	17.59	2334	70	21.11	2334	84	C, D
1G	2G	2G	3G	5G	22.778	17.59	2652	62	21.11	2652	74	C, D
132	100	112	132	213/215TC	24.567	17.59	2860	57	21.11	2860	68	C, D
300	250	250	250	Nema	27.917	17.59	3250	50	21.11	3250	60	C, D
					32.267	14.52	3101	43	17.43	3101	52	C, D
					36.667	14.52	3524	38	17.43	3524	46	C, D
					39.160	12.13	3145	36	14.56	3145	43	C, D
					44.500	12.13	3574	32	14.56	3574	38	C, D
					49.500	9.74	3190	28	11.69	3190	34	C, D
					56.250	9.74	3625	25	11.69	3625	30	C, D
GST14 - 2N □□□ □H					5.200	49.48	1703	269	57.17	1640	323	C, D
1H	2H	3H	5H	6H	5.714	49.48	1871	245	57.17	1802	294	C, D
160	180	132	254/256TC	284/286TC	6.286	49.48	2058	223	57.17	1982	267	C, D
350	350	300	Nema	Nema	8.027	49.48	2629	174	57.17	2531	209	C, D
					8.800	49.48	2882	159	57.17	2775	191	C, D
					9.841	46.75	3045	142	54.02	2932	171	C, D
					11.000	49.48	3602	127	57.17	3468	153	C, D
					12.362	49.48	4048	113	57.17	3898	136	C, D
					14.048	45.93	4270	100	53.07	4112	120	C, D
					15.156	44.52	4466	92	53.43	4466	111	C, D
					17.222	40.05	4565	81	48.06	4565	98	C, D
					20.044	36.95	4902	70	44.34	4902	84	C, D
					22.778	33.23	5010	62	39.88	5010	74	C, D
					24.567	32.09	5218	57	38.51	5218	68	C, D
					27.917	28.98	5355	50	34.78	5355	60	C, D
					32.267	25.33	5410	43	30.40	5410	52	C, D
					36.667	23.77	5768	38	28.52	5768	46	C, D
					39.160	21.04	5452	36	25.24	5452	43	C, D
					44.500	19.65	5786	32	23.58	5786	38	C, D
GST14 - 2N □□□ □K					4.225	57.72	1614	331	66.70	1554	398	C, D
1K	2K				4.643	57.72	1774	302	66.70	1708	362	C, D
200	225				5.200	57.72	1987	269	66.70	1913	323	C, D
400	450				5.714	57.72	2183	245	66.70	2102	294	C, D
					6.286	57.72	2401	223	66.70	2312	267	C, D
					7.150	57.72	2731	196	66.70	2630	235	C, D
					8.027	57.72	3067	174	66.70	2953	209	C, D
					8.800	57.72	3362	159	66.70	3237	191	C, D
					9.841	57.72	3760	142	66.70	3620	171	C, D
					11.000	54.12	3940	127	62.54	3794	153	C, D
					12.362	51.04	4176	113	58.97	4021	136	C, D
					14.048	45.93	4270	100	53.07	4112	120	C, D
					15.156	44.52	4466	92	53.43	4466	111	C, D
					17.222	40.05	4565	81	48.06	4565	98	C, D
					20.044	36.95	4902	70	44.34	4902	84	C, D
					22.778	33.23	5010	62	39.88	5010	74	C, D

For dimensions, see page 3-112 onwards.

# Helical gearbox selection table

## Gearbox with mounting flange



$M_2 \text{ perm} \leq 5786 \text{ Nm}$					GST14-2N □□□							
					50 Hz			60 Hz			50 Hz	60 Hz
Gearbox	Mounting flange size Motor frame size Flange diameter				i	P <sub>1 perm</sub>	M <sub>2 perm</sub>	n <sub>2</sub>	P <sub>1 perm</sub>	M <sub>2 perm</sub>	n <sub>2</sub>	Consultation required for mounting position
						[kW]	[Nm]	[rpm]	[kW]	[Nm]	[rpm]	
					<b>n<sub>1</sub> = 700 rpm</b>			<b>n<sub>1</sub> = 840 rpm</b>				
GST14 - 2N □□□ □G					20.044	10.78	2861	35	12.94	2861	42	
1G 2G 2G 3G 5G					22.778	10.78	3251	31	12.94	3251	37	
132 100 112 132 213/215TC					24.567	9.26	3010	29	11.11	3010	34	
300 250 250 250 Nema					27.917	9.26	3421	25	11.11	3421	30	
					32.267	7.26	3101	22	8.71	3101	26	
					36.667	7.26	3524	19	8.71	3524	23	
					39.160	6.07	3145	18	7.28	3145	22	
					44.500	6.07	3574	16	7.28	3574	19	
					49.500	4.87	3190	14	5.84	3190	17	
					56.250	4.87	3625	12	5.84	3625	15	
GST14 - 2N □□□ □H					5.200	32.98	2270	135	39.58	2270	162	
1H 2H 3H 5H 6H					5.714	32.98	2495	123	39.58	2495	147	
160 180 132 254/256TC 284/286TC					6.286	31.86	2651	111	38.24	2651	134	
350 350 300 Nema Nema					8.027	27.05	2875	87	32.47	2875	105	
					8.800	32.08	3737	80	38.50	3737	96	
					9.841	23.37	3045	71	28.05	3045	85	
					11.000	27.06	3940	64	32.47	3940	76	
					12.362	25.52	4176	57	30.62	4176	68	
					14.048	22.96	4270	50	27.56	4270	60	
					15.156	22.26	4466	46	26.71	4466	55	
					17.222	20.03	4565	41	24.03	4565	49	
					20.044	18.47	4902	35	22.17	4902	42	
					22.778	16.62	5010	31	19.94	5010	37	
					24.567	16.05	5218	29	19.25	5218	34	
					27.917	14.49	5355	25	17.39	5355	30	
					32.267	12.67	5410	22	15.20	5410	26	
					36.667	11.88	5768	19	14.26	5768	23	
					39.160	10.52	5452	18	12.62	5452	22	
					44.500	9.82	5786	16	11.79	5786	19	
GST14 - 2N □□□ □K					4.225	38.48	2152	166	46.18	2152	199	
1K 2K					4.643	38.48	2365	151	46.18	2365	181	
200 225					5.200	38.48	2649	135	46.18	2649	162	
400 450					5.714	38.48	2911	123	46.18	2911	147	
					6.286	38.48	3202	111	46.18	3202	134	
					7.150	36.87	3490	98	44.25	3490	118	
					8.027	34.66	3683	87	41.60	3683	105	
					8.800	32.08	3737	80	38.50	3737	96	
					9.841	29.73	3873	71	35.68	3873	85	
					11.000	27.06	3940	64	32.47	3940	76	
					12.362	25.52	4176	57	30.62	4176	68	
					14.048	22.96	4270	50	27.56	4270	60	
					15.156	22.26	4466	46	26.71	4466	55	
					17.222	20.03	4565	41	24.03	4565	49	
					20.044	18.47	4902	35	22.17	4902	42	
					22.778	16.62	5010	31	19.94	5010	37	

For dimensions, see page 3-112 onwards.

# Helical gearbox selection table

## Gearbox with mounting flange

$M_2 \text{ perm} \leq 5920 \text{ Nm}$				GST14-3N □□□							
Gearbox	Mounting flange size Motor frame size Flange diameter			i	50 Hz			60 Hz			Consultation required for mounting position
					$P_1 \text{ perm}$ [kW]	$M_2 \text{ perm}$ [Nm]	$n_2$ [rpm]	$P_1 \text{ perm}$ [kW]	$M_2 \text{ perm}$ [Nm]	$n_2$ [rpm]	
				$n_1 = 1400 \text{ rpm}$			$n_1 = 1680 \text{ rpm}$				
GST14 - 3N □□□ □D				204.722	2.31	3081	6.8	2.77	3081	8.2	
1D	2D	5D		236.622	2.31	3562	5.9	2.77	3562	7.1	
90	80	143/145TC		248.458	2.31	3740	5.6	2.77	3740	6.8	
160	160	Nema		268.889	2.31	4047	5.2	2.77	4047	6.3	
				326.333	2.31	4912	4.3	2.77	4912	5.2	
				363.000	1.93	4576	3.9	2.32	4576	4.6	
				412.500	1.93	5200	3.4	2.32	5200	4.1	
GST14 - 3N □□□ □E				42.580	6.60	1831	33	7.92	1831	40	
1E	1E	2E	3E	48.386	6.60	2081	29	7.92	2081	35	
100	112	90	80	93.541	6.60	4023	15	7.92	4023	18	
160	160	160	160	106.296	6.60	4571	13	7.92	4571	16	
				130.278	6.60	5603	11	7.92	5603	13	
				139.211	6.06	5497	10	7.27	5497	12	
				158.194	5.74	5920	8.9	6.89	5920	11	
				171.111	5.31	5920	8.2	6.37	5920	9.8	
				204.722	4.44	5920	6.8	5.32	5920	8.2	
				236.622	3.75	5779	5.9	4.50	5779	7.1	
				248.458	3.65	5920	5.6	4.39	5920	6.8	
				268.889	3.38	5920	5.2	4.05	5920	6.3	
				326.333	2.78	5920	4.3	3.34	5920	5.2	
				363.000	2.44	5779	3.9	2.93	5779	4.6	
				412.500	2.20	5920	3.4	2.64	5920	4.1	
GST14 - 3N □□□ □F				40.185	6.60	1728	35	7.92	1728	42	C, D
1F	1F	2F	3F	42.580	6.60	1831	33	7.92	1831	40	C, D
100	112	90	90	48.386	6.60	2081	29	7.92	2081	35	C, D
160	160	160	200	53.148	6.60	2286	26	7.92	2286	32	C, D
				59.321	6.60	2551	24	7.92	2551	28	C, D
				69.042	6.60	2969	20	7.92	2969	24	C, D
				78.457	6.60	3374	18	7.92	3374	21	C, D
				93.541	6.60	4023	15	7.92	4023	18	C, D
				96.157	6.60	4135	15	7.92	4135	18	C, D
				106.296	6.60	4571	13	7.92	4571	16	C, D
				130.278	6.60	5603	11	7.92	5603	13	C, D
				139.211	6.32	5736	10	7.58	5736	12	C, D
				158.194	5.74	5920	8.9	6.89	5920	11	C, D
				171.111	5.31	5920	8.2	6.37	5920	9.8	C, D
				204.722	4.44	5920	6.8	5.32	5920	8.2	C, D
				236.622	3.75	5779	5.9	4.50	5779	7.1	C, D
				248.458	3.65	5920	5.6	4.39	5920	6.8	C, D
				268.889	3.38	5920	5.2	4.05	5920	6.3	C, D
				326.333	2.78	5920	4.3	3.34	5920	5.2	C, D
GST14 - 3N □□□ □G				40.185	17.09	4476	35	20.50	4476	42	C, D
1G	2G	2G	3G	42.580	15.35	4262	33	18.42	4262	40	C, D
132	100	112	132	48.386	15.35	4843	29	18.42	4843	35	C, D
300	250	250	250	53.148	13.79	4779	26	16.55	4779	32	C, D
				59.321	13.62	5267	24	16.34	5267	28	C, D
				69.042	10.92	4917	20	13.11	4917	24	C, D
				78.457	10.92	5587	18	13.11	5587	21	C, D
				93.541	9.06	5524	15	10.87	5524	18	C, D
				96.157	9.38	5882	15	11.26	5882	18	C, D
				106.296	8.54	5920	13	10.25	5920	16	C, D
				130.278	6.97	5920	11	8.36	5920	13	C, D
				139.211	6.32	5736	10	7.58	5736	12	C, D
				158.194	5.74	5920	8.9	6.89	5920	11	C, D
				171.111	5.31	5920	8.2	6.37	5920	9.8	C, D

For dimensions, see page 3-112 onwards.

# Helical gearbox selection table

## Gearbox with mounting flange



$M_2 \text{ perm} \leq 5920 \text{ Nm}$						GST14-3N □□□								
Gearbox	Mounting flange size					i	50 Hz			60 Hz			50 Hz	60 Hz
	Motor frame size						P <sub>1 perm</sub>	M <sub>2 perm</sub>	n <sub>2</sub>	P <sub>1 perm</sub>	M <sub>2 perm</sub>	n <sub>2</sub>		
Flange diameter					[kW]	[Nm]							[rpm]	[kW]
GST14 - 3N □□□ □H							<b>n<sub>1</sub> = 1400 rpm</b>			<b>n<sub>1</sub> = 1680 rpm</b>				
	1H	2H	3H	5H	6H	40.185	17.09	4476	35	20.50	4476	42		C, D
	160	180	132	254/256TC	284/286TC	42.580	15.35	4262	33	18.42	4262	40		C, D
	160	180	132	254/256TC	284/286TC	48.386	15.35	4843	29	18.42	4843	35		C, D
	350	350	300	Nema	Nema	53.148	13.79	4779	26	16.55	4779	32		C, D
						59.321	13.62	5267	24	16.34	5267	28		C, D
						69.042	10.92	4917	20	13.11	4917	24		C, D
						78.457	10.92	5587	18	13.11	5587	21		C, D
						96.157	9.38	5882	15	11.26	5882	18		C, D
GST14 - 3N □□□ □D							<b>n<sub>1</sub> = 700 rpm</b>			<b>n<sub>1</sub> = 840 rpm</b>				
	1D	2D	5D			204.722	1.44	3852	3.4	1.73	3852	4.1		
	90	80	143/145TC			236.622	1.44	4453	3.0	1.73	4453	3.6		
	160	160	Nema			248.458	1.21	3906	2.8	1.45	3906	3.4		
						268.889	1.44	5060	2.6	1.73	5060	3.1		
						326.333	1.21	5130	2.2	1.45	5130	2.6		
						363.000	0.97	4576	1.9	1.16	4576	2.3		
						412.500	0.97	5200	1.7	1.16	5200	2.0		
GST14 - 3N □□□ □E							<b>n<sub>1</sub> = 700 rpm</b>			<b>n<sub>1</sub> = 840 rpm</b>				
	1E	1E	2E	3E	4E	5E	42.580	4.40	2442	16	5.28	2442	20	
	100	112	90	80	90	182/184TC	48.386	4.40	2774	15	5.28	2774	17	
	160	160	160	160	200	Nema	93.541	3.53	4304	7.5	4.24	4304	9.0	
							106.296	3.53	4891	6.6	4.24	4891	7.9	
							130.278	3.49	5920	5.4	4.18	5920	6.5	
							139.211	3.03	5497	5.0	3.63	5497	6.0	
							158.194	2.87	5920	4.4	3.44	5920	5.3	
							171.111	2.65	5920	4.1	3.18	5920	4.9	
							204.722	2.22	5920	3.4	2.66	5920	4.1	
							236.622	1.87	5779	3.0	2.25	5779	3.6	
							248.458	1.83	5920	2.8	2.19	5920	3.4	
							268.889	1.69	5920	2.6	2.03	5920	3.1	
							326.333	1.39	5920	2.2	1.67	5920	2.6	
							363.000	1.22	5779	1.9	1.47	5779	2.3	
							412.500	1.10	5920	1.7	1.32	5920	2.0	
GST14 - 3N □□□ □F							<b>n<sub>1</sub> = 700 rpm</b>			<b>n<sub>1</sub> = 840 rpm</b>				
	1F	1F	2F	3F			40.185	4.40	2304	17	5.28	2304	21	
	100	112	90	90			42.580	4.40	2442	16	5.28	2442	20	
	160	160	160	200			48.386	4.40	2774	15	5.28	2774	17	
							53.148	4.40	3048	13	5.28	3048	16	
							59.321	4.40	3401	12	5.28	3401	14	
							69.042	4.40	3959	10	5.28	3959	12	
							78.457	4.40	4499	8.9	5.28	4499	11	
							93.541	3.75	4569	7.5	4.50	4569	9.0	
							96.157	4.40	5514	7.3	5.28	5514	8.7	
							106.296	3.75	5192	6.6	4.50	5192	7.9	
							130.278	3.49	5920	5.4	4.18	5920	6.5	
							139.211	3.16	5736	5.0	3.79	5736	6.0	
							158.194	2.87	5920	4.4	3.44	5920	5.3	
							171.111	2.65	5920	4.1	3.18	5920	4.9	
							204.722	2.22	5920	3.4	2.66	5920	4.1	
							236.622	1.87	5779	3.0	2.25	5779	3.6	
							248.458	1.83	5920	2.8	2.19	5920	3.4	
							268.889	1.69	5920	2.6	2.03	5920	3.1	
							326.333	1.39	5920	2.2	1.67	5920	2.6	

For dimensions, see page 3-112 onwards.

# Helical gearbox selection table

## Gearbox with mounting flange

$M_2 \text{ perm} \leq 5920 \text{ Nm}$					GST14-3N □□□								
Gearbox	Mounting flange size Motor frame size Flange diameter				i	50 Hz			60 Hz			50 Hz	60 Hz
						$P_1 \text{ perm}$	$M_2 \text{ perm}$	$n_2$	$P_1 \text{ perm}$	$M_2 \text{ perm}$	$n_2$	Consultation required for mounting position	
						[kW]	[Nm]	[rpm]	[kW]	[Nm]	[rpm]		
						<b><math>n_1 = 700 \text{ rpm}</math></b>			<b><math>n_1 = 840 \text{ rpm}</math></b>				
GST14 - 3N □□□ □G					40.185	8.54	4476	17	10.25	4476	21		
<b>1G</b> 2G 2G 3G 5G					42.580	7.68	4262	16	9.21	4262	20		
<b>132</b> 100 112 132 213/215TC					48.386	7.68	4843	15	9.21	4843	17		
<b>300</b> 250 250 250 Nema					53.148	6.90	4779	13	8.28	4779	16		
					59.321	6.81	5267	12	8.17	5267	14		
					69.042	5.46	4917	10	6.55	4917	12		
					78.457	5.46	5587	8.9	6.55	5587	11		
					93.541	4.53	5524	7.5	5.44	5524	9.0		
					96.157	4.69	5882	7.3	5.63	5882	8.7		
					106.296	4.27	5920	6.6	5.13	5920	7.9		
					130.278	3.49	5920	5.4	4.18	5920	6.5		
					139.211	3.16	5736	5.0	3.79	5736	6.0		
					158.194	2.87	5920	4.4	3.44	5920	5.3		
					171.111	2.65	5920	4.1	3.18	5920	4.9		
GST14 - 3N □□□ □H					40.185	8.54	4476	17	10.25	4476	21		
<b>1H</b> 2H 3H 5H 6H					42.580	7.68	4262	16	9.21	4262	20		
<b>160</b> <b>180</b> 132 254/256TC 284/286TC					48.386	7.68	4843	15	9.21	4843	17		
<b>350</b> <b>350</b> 300 Nema Nema					53.148	6.90	4779	13	8.28	4779	16		
					59.321	6.81	5267	12	8.17	5267	14		
					69.042	5.46	4917	10	6.55	4917	12		
					78.457	5.46	5587	8.9	6.55	5587	11		
					96.157	4.69	5882	7.3	5.63	5882	8.7		

For dimensions, see page 3-112 onwards.



# Helical gearbox selection table

Gearbox with free input shaft

$M_2 \text{ perm} \leq 25 \text{ Nm}$		GST04-1W □□□							
Gearbox with free input shaft	i	50 Hz			60 Hz			50 Hz	60 Hz
		$P_{1 \text{ perm}}$	$M_2 \text{ perm}$	$n_2$	$P_{1 \text{ perm}}$	$M_2 \text{ perm}$	$n_2$	Consultation required for mounting position	
		[kW]	[Nm]	[rpm]	[kW]	[Nm]	[rpm]		
		<b><math>n_1 = 2800 \text{ rpm}</math></b>			<b><math>n_1 = 3360 \text{ rpm}</math></b>				
GST04 - 1W □□□ 1A	2.240	1.03	8	1250	1.03	6	1500		C, D
	2.857	0.96	9	980	0.96	8	1176		C, D
	4.400	1.05	16	636	1.05	13	764		C, D
	5.667	0.88	17	494	0.88	14	593		C, D
	7.182	0.77	19	390	0.77	15	468		C, D
	9.000	0.62	19	311	0.62	16	373		C, D
	11.857	0.33	13	236	0.33	11	283		C, D
GST04 - 1W □□□ 1B	1.600	2.36	13	1750	2.36	11	2100		C, D
	2.048	2.69	19	1367	2.69	15	1641		C, D
	2.240	2.67	20	1250	2.67	17	1500		C, D
	2.857	2.12	20	980	2.12	17	1176		C, D
	3.500	1.73	20	800	1.73	17	960		C, D
	4.400	1.37	20	636	1.37	17	764		C, D
	5.667	1.07	20	494	1.07	17	593		C, D
	7.182	0.84	20	390	0.84	17	468		C, D
	9.000	0.62	19	311	0.62	16	373		C, D
GST04 - 1W □□□ 1C	1.600	2.90	16	1750	2.90	13	2100		C, D
	2.048	2.69	19	1367	2.69	15	1641		C, D
	2.240	2.67	20	1250	2.67	17	1500		C, D
	2.857	2.12	20	980	2.12	17	1176		C, D
	3.500	1.73	20	800	1.73	17	960		C, D
	4.400	1.37	20	636	1.37	17	764		C, D
	5.667	1.07	20	494	1.07	17	593		C, D
		<b><math>n_1 = 1400 \text{ rpm}</math></b>			<b><math>n_1 = 1680 \text{ rpm}</math></b>				
GST04 - 1W □□□ 1A	2.240	0.63	10	625	0.73	9	750		
	2.857	0.59	11	490	0.68	11	588		
	4.400	0.65	19	318	0.75	18	382		
	5.667	0.54	21	247	0.63	20	297		
	7.182	0.47	23	195	0.55	22	234		
	9.000	0.38	23	156	0.44	22	187		
	11.857	0.20	16	118	0.23	15	142		
GST04 - 1W □□□ 1B	1.600	1.45	16	875	1.68	15	1050		
	2.048	1.66	23	684	1.91	22	821		
	2.240	1.64	25	625	1.90	24	750		
	2.857	1.30	25	490	1.50	24	588		
	3.500	1.06	25	400	1.23	24	480		
	4.400	0.85	25	318	0.98	24	382		
	5.667	0.66	25	247	0.76	24	297		
	7.182	0.52	25	195	0.60	24	234		
9.000	0.38	23	156	0.44	22	187			
GST04 - 1W □□□ 1C	1.600	1.79	19	875	2.06	18	1050		
	2.048	1.66	23	684	1.91	22	821		
	2.240	1.64	25	625	1.90	24	750		
	2.857	1.30	25	490	1.50	24	588		
	3.500	1.06	25	400	1.23	24	480		
	4.400	0.85	25	318	0.98	24	382		
	5.667	0.66	25	247	0.76	24	297		
		<b><math>n_1 = 700 \text{ rpm}</math></b>			<b><math>n_1 = 840 \text{ rpm}</math></b>				
GST04 - 1W □□□ 1A	2.240	0.32	10	313	0.38	10	375		
	2.857	0.30	11	245	0.35	11	294		
	4.400	0.32	19	159	0.39	19	191		
	5.667	0.27	21	124	0.32	21	148		
	7.182	0.24	23	98	0.28	23	117		
	9.000	0.19	23	78	0.23	23	93		
	11.857	0.10	16	59	0.12	16	71		

For dimensions, see page 3-133 onwards.



# Helical gearbox selection table

## Gearbox with free input shaft



$M_{2 \text{ perm}} \leq 25 \text{ Nm}$		GST04-1W □□□							
Gearbox with free input shaft	i	50 Hz			60 Hz			50 Hz	60 Hz
		$P_{1 \text{ perm}}$	$M_{2 \text{ perm}}$	$n_2$	$P_{1 \text{ perm}}$	$M_{2 \text{ perm}}$	$n_2$	Consultation required for mounting position	
		[kW]	[Nm]	[rpm]	[kW]	[Nm]	[rpm]		
		<b><math>n_1 = 700 \text{ rpm}</math></b>			<b><math>n_1 = 840 \text{ rpm}</math></b>				
GST04 - 1W □□□ <b>1B</b>	1.600	0.73	16	438	0.87	16	525		
	2.048	0.83	23	342	0.99	23	410		
	2.240	0.82	25	313	0.98	25	375		
	2.857	0.65	25	245	0.78	25	294		
	3.500	0.53	25	200	0.64	25	240		
	4.400	0.42	25	159	0.51	25	191		
	5.667	0.33	25	124	0.39	25	148		
	7.182	0.26	25	98	0.31	25	117		
	9.000	0.19	23	78	0.23	23	93		
GST04 - 1W □□□ <b>1C</b>	1.600	0.89	19	438	1.07	19	525		
	2.048	0.83	23	342	0.99	23	410		
	2.240	0.82	25	313	0.98	25	375		
	2.857	0.65	25	245	0.78	25	294		
	3.500	0.53	25	200	0.64	25	240		
	4.400	0.42	25	159	0.51	25	191		
	5.667	0.33	25	124	0.39	25	148		

For dimensions, see page 3-133 onwards.

# Helical gearbox selection table

Gearbox with free input shaft

$M_{2 \text{ perm}} \leq 73 \text{ Nm}$		GST04-2W □□□							
Gearbox with free input shaft	i	50 Hz			60 Hz			50 Hz	60 Hz
		$P_{1 \text{ perm}}$	$M_{2 \text{ perm}}$	$n_2$	$P_{1 \text{ perm}}$	$M_{2 \text{ perm}}$	$n_2$	Consultation required for mounting position	
		[kW]	[Nm]	[rpm]	[kW]	[Nm]	[rpm]		
		<b><math>n_1 = 2800 \text{ rpm}</math></b>			<b><math>n_1 = 3360 \text{ rpm}</math></b>				
GST04 - 2W □□□ 1A	6.400	1.03	22	438	1.03	18	525	C, D	
	9.856	1.03	34	284	1.03	28	341	C, D	
	11.200	1.03	38	250	1.03	32	300	C, D	
	12.571	0.96	40	223	0.96	33	267	C, D	
	14.286	0.96	45	196	0.96	38	235	C, D	
	19.360	0.89	57	145	0.89	48	174	C, D	
	22.000	0.70	51	127	0.70	42	153	C, D	
	24.933	0.70	58	112	0.70	48	135	C, D	
	28.333	0.55	51	99	0.55	43	119	C, D	
	31.600	0.56	59	89	0.56	49	106	C, D	
	35.909	0.44	52	78	0.44	43	94	C, D	
	39.600	0.45	59	71	0.45	49	85	C, D	
	45.000	0.36	53	62	0.36	44	75	C, D	
	52.171	0.33	56	54	0.33	47	64	C, D	
	59.286	0.27	54	47	0.27	45	57	C, D	
	GST04 - 2W □□□ 1B	2.956	2.36	23	947	2.36	19	1137	C, D
		3.333	2.36	26	840	2.36	22	1008	C, D
4.053		2.36	32	691	2.36	26	829	C, D	
4.571		2.36	36	613	2.36	30	735	C, D	
5.187		2.37	41	540	2.37	34	648	C, D	
5.850		2.23	43	479	2.23	36	574	C, D	
6.400		2.11	45	438	2.11	37	525	C, D	
7.040		1.98	46	398	1.98	38	477	C, D	
8.000		1.80	48	350	1.80	40	420	C, D	
9.010		1.71	51	311	1.71	42	373	C, D	
9.856		1.61	53	284	1.61	44	341	C, D	
11.200		1.31	49	250	1.31	41	300	C, D	
12.571		1.35	56	223	1.35	47	267	C, D	
14.286		1.04	49	196	1.04	41	235	C, D	
15.400		1.11	57	182	1.11	47	218	C, D	
17.500		0.87	50	160	0.87	42	192	C, D	
19.360		0.89	57	145	0.89	48	174	C, D	
22.000		0.70	51	127	0.70	42	153	C, D	
24.933		0.70	58	112	0.70	48	135	C, D	
28.333		0.55	51	99	0.55	43	119	C, D	
31.600		0.56	59	89	0.56	49	106	C, D	
35.909		0.44	52	78	0.44	43	94	C, D	
39.600		0.45	59	71	0.45	49	85	C, D	
45.000	0.36	53	62	0.36	44	75	C, D		
GST04 - 2W □□□ 1C	2.956	3.25	32	947	3.25	26	1137	C, D	
	3.333	3.08	34	840	3.08	28	1008	C, D	
	4.053	2.72	37	691	2.72	30	829	C, D	
	4.571	2.58	39	613	2.58	32	735	C, D	
	5.187	2.37	41	540	2.37	34	648	C, D	
	5.850	2.23	43	479	2.23	36	574	C, D	
	6.400	2.11	45	438	2.11	37	525	C, D	
	7.040	1.98	46	398	1.98	38	477	C, D	
	8.000	1.80	48	350	1.80	40	420	C, D	
	9.010	1.71	51	311	1.71	42	373	C, D	
	9.856	1.61	53	284	1.61	44	341	C, D	
	11.200	1.31	49	250	1.31	41	300	C, D	
	12.571	1.35	56	223	1.35	47	267	C, D	
	14.286	1.04	49	196	1.04	41	235	C, D	
	15.400	1.11	57	182	1.11	47	218	C, D	
	17.500	0.87	50	160	0.87	42	192	C, D	
	19.360	0.89	57	145	0.89	48	174	C, D	
	22.000	0.70	51	127	0.70	42	153	C, D	
	24.933	0.70	58	112	0.70	48	135	C, D	
	28.333	0.55	51	99	0.55	43	119	C, D	

For dimensions, see page 3-133 onwards.

# Helical gearbox selection table

## Gearbox with free input shaft



$M_2 \text{ perm} \leq 73 \text{ Nm}$		GST04-2W □□□							
Gearbox with free input shaft	i	50 Hz			60 Hz			50 Hz	60 Hz
		$P_{1 \text{ perm}}$	$M_2 \text{ perm}$	$n_2$	$P_{1 \text{ perm}}$	$M_2 \text{ perm}$	$n_2$	Consultation required for mounting position	
		[kW]	[Nm]	[rpm]	[kW]	[Nm]	[rpm]		
		<b><math>n_1 = 1400 \text{ rpm}</math></b>			<b><math>n_1 = 1680 \text{ rpm}</math></b>				
GST04 - 2W □□□ 1A	6.400	0.63	27	219	0.73	26	263		
	9.856	0.63	41	142	0.73	40	171		
	11.200	0.63	47	125	0.73	45	150		
	12.571	0.59	49	111	0.68	47	134		
	14.286	0.59	56	98	0.68	54	118		
	19.360	0.55	70	72	0.63	68	87		
	22.000	0.43	62	64	0.49	60	76		
	24.933	0.43	71	56	0.50	69	67		
	28.333	0.34	63	49	0.39	61	59		
	31.600	0.35	72	44	0.40	70	53		
	35.909	0.27	64	39	0.31	62	47		
	39.600	0.28	73	35	0.32	70	42		
	45.000	0.22	65	31	0.25	63	37		
	52.171	0.20	69	27	0.23	67	32		
	59.286	0.17	66	24	0.19	64	28		
	GST04 - 2W □□□ 1B	2.956	1.45	28	474	1.68	27	568	
3.333		1.45	32	420	1.68	31	504		
4.053		1.45	39	345	1.68	38	415		
4.571		1.45	44	306	1.68	42	368		
5.187		1.46	50	270	1.68	48	324		
5.850		1.38	53	239	1.59	51	287		
6.400		1.30	55	219	1.50	53	263		
7.040		1.22	57	199	1.41	55	239		
8.000		1.11	59	175	1.28	57	210		
9.010		1.05	63	155	1.21	60	187		
9.856		0.99	65	142	1.15	62	171		
11.200		0.81	60	125	0.94	58	150		
12.571		0.83	69	111	0.96	67	134		
14.286		0.64	61	98	0.74	59	118		
15.400		0.68	70	91	0.79	67	109		
17.500		0.53	62	80	0.62	59	96		
19.360		0.55	70	72	0.63	68	87		
22.000		0.43	62	64	0.49	60	76		
24.933		0.43	71	56	0.50	69	67		
28.333		0.34	63	49	0.39	61	59		
GST04 - 2W □□□ 1C	2.956	2.00	39	474	2.31	38	568		
	3.333	1.89	42	420	2.19	40	504		
	4.053	1.68	45	345	1.94	43	415		
	4.571	1.59	48	306	1.83	46	368		
	5.187	1.46	50	270	1.68	48	324		
	5.850	1.38	53	239	1.59	51	287		
	6.400	1.30	55	219	1.50	53	263		
	7.040	1.22	57	199	1.41	55	239		
	8.000	1.11	59	175	1.28	57	210		
	9.010	1.05	63	155	1.21	60	187		
	9.856	0.99	65	142	1.15	62	171		
	11.200	0.81	60	125	0.94	58	150		
	12.571	0.83	69	111	0.96	67	134		
	14.286	0.64	61	98	0.74	59	118		
	15.400	0.68	70	91	0.79	67	109		
	17.500	0.53	62	80	0.62	59	96		
	19.360	0.55	70	72	0.63	68	87		
	22.000	0.43	62	64	0.49	60	76		
	24.933	0.43	71	56	0.50	69	67		
	28.333	0.34	63	49	0.39	61	59		

For dimensions, see page 3-133 onwards.

# Helical gearbox selection table

Gearbox with free input shaft

$M_2 \text{ perm} \leq 73 \text{ Nm}$		GST04-2W □□□							
Gearbox with free input shaft	i	50 Hz			60 Hz			50 Hz	60 Hz
		$P_{1 \text{ perm}}$	$M_2 \text{ perm}$	$n_2$	$P_{1 \text{ perm}}$	$M_2 \text{ perm}$	$n_2$	Consultation required for mounting position	
		[kW]	[Nm]	[rpm]	[kW]	[Nm]	[rpm]		
		<b><math>n_1 = 700 \text{ rpm}</math></b>			<b><math>n_1 = 840 \text{ rpm}</math></b>				
GST04 - 2W □□□ 1A	6.400	0.32	27	109	0.38	27	131		
	9.856	0.32	41	71	0.38	41	85		
	11.200	0.32	47	63	0.38	47	75		
	12.571	0.30	49	56	0.35	49	67		
	14.286	0.30	56	49	0.35	56	59		
	19.360	0.27	70	36	0.33	70	43		
	22.000	0.21	62	32	0.26	62	38		
	24.933	0.22	71	28	0.26	71	34		
	28.333	0.17	63	25	0.20	63	30		
	31.600	0.17	72	22	0.21	72	27		
	35.909	0.13	64	20	0.16	64	23		
	39.600	0.14	73	18	0.17	73	21		
	45.000	0.11	65	16	0.13	65	19		
	52.171	0.10	69	13	0.12	69	16		
	59.286	0.08	66	12	0.10	66	14		
GST04 - 2W □□□ 1B	2.956	0.73	28	237	0.87	28	284		
	3.333	0.73	32	210	0.87	32	252		
	4.053	0.73	39	173	0.87	39	207		
	4.571	0.73	44	153	0.87	44	184		
	5.187	0.73	50	135	0.87	50	162		
	5.850	0.69	53	120	0.83	53	144		
	6.400	0.65	55	109	0.78	55	131		
	7.040	0.61	57	99	0.73	57	119		
	8.000	0.56	59	88	0.67	59	105		
	9.010	0.53	63	78	0.63	63	93		
	9.856	0.50	65	71	0.60	65	85		
	11.200	0.40	60	63	0.49	60	75		
	12.571	0.42	69	56	0.50	69	67		
	14.286	0.32	61	49	0.39	61	59		
	15.400	0.34	70	46	0.41	70	55		
	17.500	0.27	62	40	0.32	62	48		
	19.360	0.27	70	36	0.33	70	43		
	22.000	0.21	62	32	0.26	62	38		
	24.933	0.22	71	28	0.26	71	34		
	28.333	0.17	63	25	0.20	63	30		
GST04 - 2W □□□ 1C	2.956	1.00	39	237	1.20	39	284		
	3.333	0.95	42	210	1.14	42	252		
	4.053	0.84	45	173	1.01	45	207		
	4.571	0.79	48	153	0.95	48	184		
	5.187	0.73	50	135	0.87	50	162		
	5.850	0.69	53	120	0.83	53	144		
	6.400	0.65	55	109	0.78	55	131		
	7.040	0.61	57	99	0.73	57	119		
	8.000	0.56	59	88	0.67	59	105		
	9.010	0.53	63	78	0.63	63	93		
	9.856	0.50	65	71	0.60	65	85		
	11.200	0.40	60	63	0.49	60	75		
	12.571	0.42	69	56	0.50	69	67		
	14.286	0.32	61	49	0.39	61	59		
	15.400	0.34	70	46	0.41	70	55		
	17.500	0.27	62	40	0.32	62	48		
	19.360	0.27	70	36	0.33	70	43		
	22.000	0.21	62	32	0.26	62	38		
	24.933	0.22	71	28	0.26	71	34		
	28.333	0.17	63	25	0.20	63	30		

For dimensions, see page 3-133 onwards.

# Helical gearbox selection table

## Gearbox with free input shaft



$M_2 \text{ perm} \leq 54 \text{ Nm}$		GST05-1W □□□							
Gearbox with free input shaft	i	50 Hz			60 Hz			50 Hz	60 Hz
		$P_{1 \text{ perm}}$	$M_2 \text{ perm}$	$n_2$	$P_{1 \text{ perm}}$	$M_2 \text{ perm}$	$n_2$	Consultation required for mounting position	
		[kW]	[Nm]	[rpm]	[kW]	[Nm]	[rpm]		
		<b><math>n_1 = 2800 \text{ rpm}</math></b>			<b><math>n_1 = 3360 \text{ rpm}</math></b>				
GST05 - 1W □□□ 1B	2.240	2.36	18	1250	2.36	15	1500		C, D
	2.857	2.31	22	980	2.31	18	1176		C, D
	4.556	1.61	25	615	1.61	21	738		C, D
	5.667	1.35	26	494	1.35	21	593		C, D
	7.333	1.09	27	382	1.09	22	458		C, D
	8.900	0.91	27	315	0.91	23	378		C, D
	11.375	0.65	25	246	0.65	21	295		C, D
GST05 - 1W □□□ 1C	2.048	4.04	28	1367	4.04	23	1641		C, D
	2.240	3.86	29	1250	3.86	24	1500		C, D
	2.857	3.26	31	980	3.26	26	1176		C, D
	3.500	2.80	33	800	2.80	27	960		C, D
	4.556	2.25	34	615	2.25	29	738		C, D
	5.667	1.88	36	494	1.88	30	593		C, D
	8.900	1.51	37	382	1.51	31	458		C, D
GST05 - 1W □□□ 1D	1.600	6.75	36	1750	6.75	30	2100		C, D
	2.048	6.20	43	1367	6.20	36	1641		C, D
	2.240	5.72	43	1250	5.72	36	1500		C, D
	2.857	4.48	43	980	4.48	36	1176		C, D
	3.500	3.73	44	800	3.73	37	960		C, D
	4.556	2.87	44	615	2.87	37	738		C, D
	5.667	2.30	44	494	2.30	37	593		C, D
		<b><math>n_1 = 1400 \text{ rpm}</math></b>			<b><math>n_1 = 1680 \text{ rpm}</math></b>				
GST05 - 1W □□□ 1B	2.240	1.45	22	625	1.68	21	750		
	2.857	1.42	27	490	1.64	26	588		
	4.556	0.99	30	307	1.14	29	369		
	5.667	0.83	32	247	0.96	30	297		
	7.333	0.67	33	191	0.77	32	229		
	8.900	0.56	33	157	0.65	32	189		
	11.375	0.40	31	123	0.47	30	148		
GST05 - 1W □□□ 1C	2.048	2.49	34	684	2.87	33	821		
	2.240	2.38	36	625	2.75	34	750		
	2.857	2.01	38	490	2.32	37	588		
	3.500	1.72	41	400	1.99	39	480		
	4.556	1.38	42	307	1.60	41	369		
	5.667	1.16	44	247	1.34	42	297		
	8.900	0.93	46	191	1.07	44	229		
GST05 - 1W □□□ 1D	1.600	4.16	45	875	4.80	43	1050		
	2.048	3.82	53	684	4.41	51	821		
	2.240	3.52	53	625	4.07	51	750		
	2.857	2.76	53	490	3.19	51	588		
	3.500	2.30	54	400	2.65	52	480		
	4.556	1.76	54	307	2.04	52	369		
	5.667	1.42	54	247	1.64	52	297		
		<b><math>n_1 = 700 \text{ rpm}</math></b>			<b><math>n_1 = 840 \text{ rpm}</math></b>				
GST05 - 1W □□□ 1B	2.240	0.73	22	313	0.87	22	375		
	2.857	0.71	27	245	0.85	27	294		
	4.556	0.50	30	154	0.59	30	184		
	5.667	0.42	32	124	0.50	32	148		
	7.333	0.33	33	96	0.40	33	115		
	8.900	0.28	33	79	0.34	33	94		
	11.375	0.20	31	62	0.24	31	74		

For dimensions, see page 3-133 onwards.

# Helical gearbox selection table

Gearbox with free input shaft

$M_{2 \text{ perm}} \leq 54 \text{ Nm}$		GST05-1W □□□							
Gearbox with free input shaft	i	50 Hz			60 Hz			50 Hz	60 Hz
		$P_{1 \text{ perm}}$	$M_{2 \text{ perm}}$	$n_2$	$P_{1 \text{ perm}}$	$M_{2 \text{ perm}}$	$n_2$	Consultation required for mounting position	
		[kW]	[Nm]	[rpm]	[kW]	[Nm]	[rpm]		
		<b><math>n_1 = 700 \text{ rpm}</math></b>			<b><math>n_1 = 840 \text{ rpm}</math></b>				
GST05 - 1W □□□ <b>1C</b>	2.048	1.24	34	342	1.49	34	410		
	2.240	1.19	36	313	1.43	36	375		
	2.857	1.00	38	245	1.20	38	294		
	3.500	0.86	41	200	1.03	41	240		
	4.556	0.69	42	154	0.83	42	184		
	5.667	0.58	44	124	0.69	44	148		
	7.333	0.46	46	96	0.56	46	115		
	8.900	0.35	42	79	0.42	42	94		
GST05 - 1W □□□ <b>1D</b>	1.600	2.08	45	438	2.49	45	525		
	2.048	1.91	53	342	2.29	53	410		
	2.240	1.76	53	313	2.11	53	375		
	2.857	1.38	53	245	1.66	53	294		
	3.500	1.15	54	200	1.38	54	240		
	4.556	0.88	54	154	1.06	54	184		
	5.667	0.71	54	124	0.85	54	148		

For dimensions, see page 3-133 onwards.

# Helical gearbox selection table

## Gearbox with free input shaft



$M_2 \text{ perm} \leq 165 \text{ Nm}$		GST05-2W □□□							
Gearbox with free input shaft	i	50 Hz			60 Hz			50 Hz	60 Hz
		$P_1 \text{ perm}$	$M_2 \text{ perm}$	$n_2$	$P_1 \text{ perm}$	$M_2 \text{ perm}$	$n_2$	Consultation required for mounting position	
		[kW]	[Nm]	[rpm]	[kW]	[Nm]	[rpm]		
		<b><math>n_1 = 2800 \text{ rpm}</math></b>			<b><math>n_1 = 3360 \text{ rpm}</math></b>				
GST05 - 2W □□□ 1B	6.400	2.36	50	438	2.36	42	525	C, D	
	7.238	2.31	55	387	2.31	46	464	C, D	
	8.163	2.31	62	343	2.31	52	412	C, D	
	11.200	2.36	87	250	2.36	73	300	C, D	
	13.016	1.61	69	215	1.61	58	258	C, D	
	14.356	1.35	64	195	1.35	53	234	C, D	
	16.190	1.35	72	173	1.35	60	208	C, D	
	20.044	1.61	107	140	1.61	89	168	C, D	
	22.778	1.55	117	123	1.55	97	148	C, D	
	24.933	1.35	111	112	1.35	93	135	C, D	
	28.333	1.27	119	99	1.27	99	119	C, D	
	32.267	1.09	116	87	1.09	97	104	C, D	
	36.667	0.99	120	76	0.99	100	92	C, D	
	39.160	0.91	118	72	0.91	98	86	C, D	
	44.500	0.82	121	63	0.82	101	76	C, D	
	50.050	0.66	110	56	0.66	92	67	C, D	
	56.875	0.65	122	49	0.65	102	59	C, D	
GST05 - 2W □□□ 1C	5.187	4.04	69	540	4.04	58	648	C, D	
	5.850	4.04	78	479	4.04	65	574	C, D	
	6.400	3.86	82	438	3.86	68	525	C, D	
	7.238	3.26	78	387	3.26	65	464	C, D	
	8.163	3.26	88	343	3.26	73	412	C, D	
	9.010	3.24	96	311	3.24	80	373	C, D	
	10.000	2.80	93	280	2.80	77	336	C, D	
	11.200	2.80	104	250	2.80	86	300	C, D	
	13.016	2.25	97	215	2.25	81	258	C, D	
	14.356	1.88	89	195	1.88	74	234	C, D	
	16.190	1.88	101	173	1.88	84	208	C, D	
	17.500	1.99	115	160	1.99	96	192	C, D	
	20.044	1.95	129	140	1.95	108	168	C, D	
	22.778	1.55	117	123	1.55	97	148	C, D	
	24.933	1.59	132	112	1.59	110	135	C, D	
	28.333	1.27	119	99	1.27	99	119	C, D	
	32.267	1.25	133	87	1.25	111	104	C, D	
36.667	0.99	120	76	0.99	100	92	C, D		
39.160	1.03	134	72	1.03	112	86	C, D		
44.500	0.82	121	63	0.82	101	76	C, D		
GST05 - 2W □□□ 1D	2.956	5.24	51	947	5.24	43	1137	C, D	
	3.333	5.74	63	840	5.74	53	1008	C, D	
	4.053	4.92	66	691	4.92	55	829	C, D	
	4.571	4.90	74	613	4.90	62	735	C, D	
	5.187	4.25	73	540	4.25	61	648	C, D	
	5.850	4.25	82	479	4.25	69	574	C, D	
	6.400	4.02	85	438	4.02	71	525	C, D	
	7.238	3.67	88	387	3.67	73	464	C, D	
	8.163	3.46	93	343	3.46	78	412	C, D	
	9.010	3.24	96	311	3.24	80	373	C, D	
	10.000	3.05	101	280	3.05	84	336	C, D	
	11.200	2.80	104	250	2.80	86	300	C, D	
	13.016	2.59	111	215	2.59	93	258	C, D	
	14.356	2.39	113	195	2.39	95	234	C, D	
	16.190	2.25	121	173	2.25	100	208	C, D	
	17.500	1.99	115	160	1.99	96	192	C, D	
	20.044	1.95	129	140	1.95	108	168	C, D	
22.778	1.55	117	123	1.55	97	148	C, D		
24.933	1.59	132	112	1.59	110	135	C, D		
28.333	1.27	119	99	1.27	99	119	C, D		

For dimensions, see page 3-133 onwards.

# Helical gearbox selection table

Gearbox with free input shaft

$M_2 \text{ perm} \leq 165 \text{ Nm}$		GST05-2W □□□							
Gearbox with free input shaft	i	50 Hz			60 Hz			50 Hz	60 Hz
		$P_{1 \text{ perm}}$	$M_2 \text{ perm}$	$n_2$	$P_{1 \text{ perm}}$	$M_2 \text{ perm}$	$n_2$	Consultation required for mounting position	
		[kW]	[Nm]	[rpm]	[kW]	[Nm]	[rpm]		
		<b><math>n_1 = 1400 \text{ rpm}</math></b>			<b><math>n_1 = 1680 \text{ rpm}</math></b>				
GST05 - 2W □□□ 1B	6.400	1.45	62	219	1.68	59	263		
	7.238	1.42	68	193	1.64	66	232		
	8.163	1.42	77	172	1.64	74	206		
	11.200	1.45	108	125	1.68	104	150		
	13.016	0.99	85	108	1.14	82	129		
	14.356	0.83	79	98	0.96	76	117		
	16.190	0.83	89	87	0.96	86	104		
	20.044	0.99	131	70	1.14	127	84		
	22.778	0.96	144	62	1.10	139	74		
	24.933	0.83	137	56	0.96	132	67		
	28.333	0.78	147	49	0.91	142	59		
	32.267	0.67	143	43	0.77	138	52		
	36.667	0.61	148	38	0.70	143	46		
	39.160	0.56	145	36	0.65	140	43		
	44.500	0.51	149	32	0.58	143	38		
	50.050	0.41	136	28	0.47	130	34		
	56.875	0.40	150	25	0.46	144	30		
GST05 - 2W □□□ 1C	5.187	2.49	85	270	2.87	82	324		
	5.850	2.49	96	239	2.87	93	287		
	6.400	2.38	101	219	2.75	97	263		
	7.238	2.01	96	193	2.32	93	232		
	8.163	2.01	108	172	2.32	104	206		
	9.010	1.99	119	155	2.30	114	187		
	10.000	1.72	114	140	1.99	110	168		
	11.200	1.72	128	125	1.99	123	150		
	13.016	1.38	119	108	1.60	115	129		
	14.356	1.16	110	98	1.34	106	117		
	16.190	1.16	124	87	1.34	119	104		
	17.500	1.23	142	80	1.42	137	96		
	20.044	1.20	159	70	1.39	153	84		
	22.778	0.96	144	62	1.10	139	74		
	24.933	0.98	162	56	1.13	156	67		
	28.333	0.78	147	49	0.91	142	59		
	32.267	0.77	164	43	0.89	158	52		
36.667	0.61	148	38	0.70	143	46			
39.160	0.64	165	36	0.74	159	43			
44.500	0.51	149	32	0.58	143	38			
GST05 - 2W □□□ 1D	2.956	3.23	63	474	3.73	61	568		
	3.333	3.54	78	420	4.09	75	504		
	4.053	3.03	81	345	3.50	78	415		
	4.571	3.02	91	306	3.49	88	368		
	5.187	2.62	90	270	3.03	87	324		
	5.850	2.62	101	239	3.02	98	287		
	6.400	2.47	105	219	2.86	101	263		
	7.238	2.26	108	193	2.61	104	232		
	8.163	2.13	115	172	2.46	111	206		
	9.010	1.99	119	155	2.30	114	187		
	10.000	1.88	124	140	2.17	120	168		
	11.200	1.72	128	125	1.99	123	150		
	13.016	1.59	137	108	1.84	132	129		
	14.356	1.47	140	98	1.70	135	117		
	16.190	1.39	148	87	1.60	143	104		
	17.500	1.23	142	80	1.42	137	96		
	20.044	1.20	159	70	1.39	153	84		
22.778	0.96	144	62	1.10	139	74			
24.933	0.98	162	56	1.13	156	67			
28.333	0.78	147	49	0.91	142	59			

For dimensions, see page 3-133 onwards.



# Helical gearbox selection table

## Gearbox with free input shaft



$M_2 \text{ perm} \leq 165 \text{ Nm}$		GST05-2W □□□							
Gearbox with free input shaft	i	50 Hz			60 Hz			50 Hz	60 Hz
		$P_{1 \text{ perm}}$	$M_2 \text{ perm}$	$n_2$	$P_{1 \text{ perm}}$	$M_2 \text{ perm}$	$n_2$	Consultation required for mounting position	
		[kW]	[Nm]	[rpm]	[kW]	[Nm]	[rpm]		
		<b><math>n_1 = 700 \text{ rpm}</math></b>			<b><math>n_1 = 840 \text{ rpm}</math></b>				
GST05 - 2W □□□ 1B	6.400	0.73	62	109	0.87	62	131		
	7.238	0.71	68	97	0.85	68	116		
	8.163	0.71	77	86	0.85	77	103		
	11.200	0.73	108	63	0.87	108	75		
	13.016	0.50	85	54	0.59	85	65		
	14.356	0.42	79	49	0.50	79	59		
	16.190	0.42	89	43	0.50	89	52		
	20.044	0.50	131	35	0.59	131	42		
	22.778	0.48	144	31	0.57	144	37		
	24.933	0.42	137	28	0.50	137	34		
	28.333	0.39	147	25	0.47	147	30		
	32.267	0.33	143	22	0.40	143	26		
	36.667	0.30	148	19	0.37	148	23		
	39.160	0.28	145	18	0.34	145	22		
	44.500	0.25	149	16	0.30	149	19		
	50.050	0.20	136	14	0.25	136	17		
	56.875	0.20	150	12	0.24	150	15		
GST05 - 2W □□□ 1C	5.187	1.24	85	135	1.49	85	162		
	5.850	1.24	96	120	1.49	96	144		
	6.400	1.19	101	109	1.43	101	131		
	7.238	1.00	96	97	1.20	96	116		
	8.163	1.00	108	86	1.20	108	103		
	9.010	1.00	119	78	1.20	119	93		
	10.000	0.86	114	70	1.03	114	84		
	11.200	0.86	128	63	1.03	128	75		
	13.016	0.69	119	54	0.83	119	65		
	14.356	0.58	110	49	0.69	110	59		
	16.190	0.58	124	43	0.69	124	52		
	17.500	0.61	142	40	0.74	142	48		
	20.044	0.60	159	35	0.72	159	42		
	22.778	0.48	144	31	0.57	144	37		
	24.933	0.49	162	28	0.59	162	34		
	28.333	0.39	147	25	0.47	147	30		
	32.267	0.38	164	22	0.46	164	26		
36.667	0.30	148	19	0.37	148	23			
39.160	0.32	165	18	0.38	165	22			
44.500	0.25	149	16	0.30	149	19			
GST05 - 2W □□□ 1D	2.956	1.61	63	237	1.94	63	284		
	3.333	1.77	78	210	2.12	78	252		
	4.053	1.51	81	173	1.82	81	207		
	4.571	1.51	91	153	1.81	91	184		
	5.187	1.31	90	135	1.57	90	162		
	5.850	1.31	101	120	1.57	101	144		
	6.400	1.24	105	109	1.48	105	131		
	7.238	1.13	108	97	1.36	108	116		
	8.163	1.07	115	86	1.28	115	103		
	9.010	1.00	119	78	1.20	119	93		
	10.000	0.94	124	70	1.13	124	84		
	11.200	0.86	128	63	1.03	128	75		
	13.016	0.80	137	54	0.96	137	65		
	14.356	0.74	140	49	0.88	140	59		
	16.190	0.69	148	43	0.83	148	52		
	17.500	0.61	142	40	0.74	142	48		
	20.044	0.60	159	35	0.72	159	42		
22.778	0.48	144	31	0.57	144	37			
24.933	0.49	162	28	0.59	162	34			
28.333	0.39	147	25	0.47	147	30			

For dimensions, see page 3-133 onwards.

# Helical gearbox selection table

Gearbox with free input shaft

$M_2 \text{ perm} \leq 172 \text{ Nm}$		GST05-3W □□□								
Gearbox with free input shaft	i	50 Hz			60 Hz			50 Hz	60 Hz	
		$P_{1 \text{ perm}}$	$M_2 \text{ perm}$	$n_2$	$P_{1 \text{ perm}}$	$M_2 \text{ perm}$	$n_2$	Consultation required for mounting position		
		[kW]	[Nm]	[rpm]	[kW]	[Nm]	[rpm]			
		<b><math>n_1 = 1400 \text{ rpm}</math></b>			<b><math>n_1 = 1680 \text{ rpm}</math></b>					
GST05 - 3W □□□ 1A	36.267	0.57	134	39	0.66	129	46			
	46.259	0.48	145	30	0.56	140	36			
	63.467	0.35	146	22	0.41	141	27			
	71.238	0.36	167	20	0.42	161	24			
	80.952	0.28	147	17	0.32	142	21			
	91.746	0.29	170	15	0.33	164	18			
	116.277	0.22	170	12	0.26	164	14			
	124.667	0.18	149	11	0.21	143	14			
	145.714	0.18	170	9.6	0.21	164	12			
	160.556	0.14	150	8.7	0.17	144	11			
	179.067	0.14	167	7.8	0.17	161	9.4			
	191.973	0.14	170	7.3	0.16	164	8.8			
	224.400	0.12	169	6.2	0.13	163	7.5			
	255.000	0.09	152	5.5	0.11	146	6.6			
	295.638	0.09	172	4.7	0.10	166	5.7			
335.952	0.07	154	4.2	0.08	148	5.0				
GST05 - 3W □□□ 1B	36.267	0.57	134	39	0.66	129	46			
	46.259	0.48	145	30	0.56	140	36			
	56.667	0.42	155	25	0.49	149	30			
	63.467	0.35	146	22	0.41	141	27			
	71.238	0.36	167	20	0.42	161	24			
	80.952	0.28	147	17	0.32	142	21			
	91.746	0.29	170	15	0.33	164	18			
	99.167	0.23	148	14	0.26	143	17			
	116.277	0.22	170	12	0.26	164	14			
	124.667	0.18	149	11	0.21	143	14			
	145.714	0.18	170	9.6	0.21	164	12			
	160.556	0.14	150	8.7	0.17	144	11			
	179.067	0.14	167	7.8	0.17	161	9.4			
	224.400	0.12	169	6.2	0.13	163	7.5			
	255.000	0.09	152	5.5	0.11	146	6.6			
GST05 - 3W □□□ 1C	36.267	0.57	134	39	0.66	129	46			
	46.259	0.48	145	30	0.56	140	36			
	56.667	0.42	155	25	0.49	149	30			
	63.467	0.35	146	22	0.41	141	27			
	71.238	0.36	167	20	0.42	161	24			
	80.952	0.28	147	17	0.32	142	21			
	91.746	0.29	170	15	0.33	164	18			
	99.167	0.23	148	14	0.26	143	17			
	124.667	0.18	149	11	0.21	143	14			
	160.556	0.14	150	8.7	0.17	144	11			
			<b><math>n_1 = 700 \text{ rpm}</math></b>			<b><math>n_1 = 840 \text{ rpm}</math></b>				
	GST05 - 3W □□□ 1A	36.267	0.28	134	19	0.34	134	23		
		46.259	0.24	145	15	0.29	145	18		
		63.467	0.18	146	11	0.21	146	13		
		71.238	0.18	167	9.8	0.22	167	12		
80.952		0.14	147	8.7	0.17	147	10			
91.746		0.14	170	7.6	0.17	170	9.2			
116.277		0.11	170	6.0	0.13	170	7.2			
124.667		0.09	149	5.6	0.11	149	6.7			
145.714		0.09	170	4.8	0.11	170	5.8			
160.556		0.07	150	4.4	0.09	150	5.2			
179.067		0.07	167	3.9	0.09	167	4.7			
191.973		0.07	170	3.7	0.08	170	4.4			
224.400		0.06	169	3.1	0.07	169	3.7			
255.000		0.05	152	2.8	0.05	152	3.3			
295.638		0.04	172	2.4	0.05	172	2.8			
335.952	0.04	154	2.1	0.04	154	2.5				

For dimensions, see page 3-133 onwards.

# Helical gearbox selection table

## Gearbox with free input shaft



$M_2 \text{ perm} \leq 172 \text{ Nm}$		GST05-3W □□□							
Gearbox with free input shaft	i	50 Hz			60 Hz			50 Hz	60 Hz
		$P_{1 \text{ perm}}$	$M_2 \text{ perm}$	$n_2$	$P_{1 \text{ perm}}$	$M_2 \text{ perm}$	$n_2$	Consultation required for mounting position	
		[kW]	[Nm]	[rpm]	[kW]	[Nm]	[rpm]		
		<b><math>n_1 = 700 \text{ rpm}</math></b>			<b><math>n_1 = 840 \text{ rpm}</math></b>				
GST05 - 3W □□□ <b>1B</b>	36.267	0.28	134	19	0.34	134	23		
	46.259	0.24	145	15	0.29	145	18		
	56.667	0.21	155	12	0.25	155	15		
	63.467	0.18	146	11	0.21	146	13		
	71.238	0.18	167	9.8	0.22	167	12		
	80.952	0.14	147	8.7	0.17	147	10		
	91.746	0.14	170	7.6	0.17	170	9.2		
	99.167	0.11	148	7.1	0.14	148	8.5		
	116.277	0.11	170	6.0	0.13	170	7.2		
	124.667	0.09	149	5.6	0.11	149	6.7		
	145.714	0.09	170	4.8	0.11	170	5.8		
	160.556	0.07	150	4.4	0.09	150	5.2		
	179.067	0.07	167	3.9	0.09	167	4.7		
	224.400	0.06	169	3.1	0.07	169	3.7		
255.000	0.05	152	2.8	0.05	152	3.3			
GST05 - 3W □□□ <b>1C</b>	36.267	0.28	134	19	0.34	134	23		
	46.259	0.24	145	15	0.29	145	18		
	56.667	0.21	155	12	0.25	155	15		
	63.467	0.18	146	11	0.21	146	13		
	71.238	0.18	167	9.8	0.22	167	12		
	80.952	0.14	147	8.7	0.17	147	10		
	91.746	0.14	170	7.6	0.17	170	9.2		
	99.167	0.11	148	7.1	0.14	148	8.5		
	124.667	0.09	149	5.6	0.11	149	6.7		
	160.556	0.07	150	4.4	0.09	150	5.2		

For dimensions, see page 3-133 onwards.

# Helical gearbox selection table

Gearbox with free input shaft

$M_2 \text{ perm} \leq 105 \text{ Nm}$		GST06-1W □□□							
Gearbox with free input shaft	i	50 Hz			60 Hz			50 Hz	60 Hz
		$P_1 \text{ perm}$	$M_2 \text{ perm}$	$n_2$	$P_1 \text{ perm}$	$M_2 \text{ perm}$	$n_2$	Consultation required for mounting position	
		[kW]	[Nm]	[rpm]	[kW]	[Nm]	[rpm]		
		<b><math>n_1 = 2800 \text{ rpm}</math></b>			<b><math>n_1 = 3360 \text{ rpm}</math></b>				
GST06 - 1W □□□ 1C	2.857	4.01	38	980	4.01	32	1176		C, D
	4.556	2.77	42	615	2.77	35	738		C, D
	5.667	2.32	44	494	2.32	37	593		C, D
	7.333	1.79	44	382	1.79	37	458		C, D
	8.900	1.55	46	315	1.55	39	378		C, D
	11.250	1.24	47	249	1.24	39	299		C, D
GST06 - 1W □□□ 1D	2.048	7.56	52	1367	7.56	43	1641		C, D
	2.240	7.27	55	1250	7.27	46	1500		C, D
	2.857	6.18	59	980	6.18	49	1176		C, D
	3.500	5.34	63	800	5.34	52	960		C, D
	4.556	4.31	66	615	4.31	55	738		C, D
	5.667	3.62	69	494	3.62	57	593		C, D
	7.333	2.91	72	382	2.91	60	458		C, D
	8.900	2.31	69	315	2.31	58	378		C, D
GST06 - 1W □□□ 1E	1.600	9.28	50	1750	9.28	42	2100		C, D
	2.048	8.55	59	1367	8.55	49	1641		C, D
	2.240	8.47	64	1250	8.47	53	1500		C, D
	2.857	7.82	75	980	7.82	63	1176		C, D
	3.500	7.23	85	800	7.23	71	960		C, D
	4.556	5.57	85	615	5.57	71	738		C, D
	5.667	4.48	85	494	4.48	71	593		C, D
GST06 - 1W □□□ 1F	1.600	9.28	50	1750					C, D
	2.048	8.55	59	1367					C, D
	2.240	8.47	64	1250					C, D
	2.857	7.82	75	980					C, D
	3.500	7.23	85	800					C, D
		<b><math>n_1 = 1400 \text{ rpm}</math></b>			<b><math>n_1 = 1680 \text{ rpm}</math></b>				
GST06 - 1W □□□ 1C	2.857	2.47	47	490	2.85	46	588		
	4.556	1.71	52	307	1.97	50	369		
	5.667	1.43	54	247	1.65	52	297		
	7.333	1.10	54	191	1.27	52	229		
	8.900	0.95	57	157	1.10	55	189		
	11.250	0.77	58	124	0.88	56	149		
GST06 - 1W □□□ 1D	2.048	4.66	64	684	5.38	62	821		
	2.240	4.48	67	625	5.17	65	750		
	2.857	3.80	73	490	4.40	70	588		
	3.500	3.29	77	400	3.80	74	480		
	4.556	2.65	81	307	3.06	78	369		
	5.667	2.23	85	247	2.57	82	297		
	7.333	1.79	88	191	2.07	85	229		
	8.900	1.42	85	157	1.65	82	189		
GST06 - 1W □□□ 1E	1.600	5.71	61	875	6.60	59	1050		
	2.048	5.26	72	684	6.08	70	821		
	2.240	5.22	79	625	6.03	76	750		
	2.857	4.81	92	490	5.56	89	588		
	3.500	4.45	105	400	5.14	101	480		
	4.556	3.43	105	307	3.96	101	369		
	5.667	2.76	105	247	3.19	101	297		
GST06 - 1W □□□ 1F	1.600	5.71	61	875	6.60	59	1050		C, D
	2.048	5.26	72	684	6.08	70	821		C, D
	2.240	5.22	79	625	6.03	76	750		C, D
	2.857	4.81	92	490	5.56	89	588		C, D
	3.500	4.45	105	400	5.14	101	480		C, D

For dimensions, see page 3-133 onwards.

# Helical gearbox selection table

## Gearbox with free input shaft



$M_{2 \text{ perm}} \leq 105 \text{ Nm}$		GST06-1W □□□							
Gearbox with free input shaft	i	50 Hz			60 Hz			50 Hz	60 Hz
		$P_{1 \text{ perm}}$	$M_{2 \text{ perm}}$	$n_2$	$P_{1 \text{ perm}}$	$M_{2 \text{ perm}}$	$n_2$	Consultation required for mounting position	
		[kW]	[Nm]	[rpm]	[kW]	[Nm]	[rpm]		
		<b><math>n_1 = 700 \text{ rpm}</math></b>			<b><math>n_1 = 840 \text{ rpm}</math></b>				
GST06 - 1W □□□ <b>1C</b>	2.857	1.23	47	245	1.48	47	294		
	4.556	0.85	52	154	1.02	52	184		
	5.667	0.71	54	124	0.86	54	148		
	7.333	0.55	54	96	0.66	54	115		
	8.900	0.48	57	79	0.57	57	94		
	11.250	0.38	58	62	0.46	58	75		
GST06 - 1W □□□ <b>1D</b>	2.048	2.33	64	342	2.79	64	410		
	2.240	2.24	67	313	2.69	67	375		
	2.857	1.90	73	245	2.28	73	294		
	3.500	1.64	77	200	1.97	77	240		
	4.556	1.33	81	154	1.59	81	184		
	5.667	1.11	85	124	1.34	85	148		
	7.333	0.90	88	96	1.08	88	115		
	8.900	0.71	85	79	0.85	85	94		
GST06 - 1W □□□ <b>1E</b>	1.600	2.86	61	438	3.43	61	525		
	2.048	2.63	72	342	3.16	72	410		
	2.240	2.61	79	313	3.13	79	375		
	2.857	2.41	92	245	2.89	92	294		
	3.500	2.23	105	200	2.67	105	240		
	4.556	1.72	105	154	2.06	105	184		
	5.667	1.38	105	124	1.65	105	148		
GST06 - 1W □□□ <b>1F</b>	1.600	2.86	61	438	3.43	61	525		
	2.048	2.63	72	342	3.16	72	410		
	2.240	2.61	79	313	3.13	79	375		
	2.857	2.41	92	245	2.89	92	294		
	3.500	2.23	105	200	2.67	105	240		

For dimensions, see page 3-133 onwards.

# Helical gearbox selection table

## Gearbox with free input shaft

$M_2 \text{ perm} \leq 368 \text{ Nm}$		GST06-2W □□□							
Gearbox with free input shaft	i	50 Hz			60 Hz			50 Hz	60 Hz
		$P_1 \text{ perm}$	$M_2 \text{ perm}$	$n_2$	$P_1 \text{ perm}$	$M_2 \text{ perm}$	$n_2$	Consultation required for mounting position	
		[kW]	[Nm]	[rpm]	[kW]	[Nm]	[rpm]		
		<b><math>n_1 = 2800 \text{ rpm}</math></b>			<b><math>n_1 = 3360 \text{ rpm}</math></b>				
GST06 - 2W □□□ 1C	8.163	4.01	108	343	4.01	90	412	C, D	
	12.571	4.01	167	223	4.01	139	267	C, D	
	14.286	4.01	189	196	4.01	158	235	C, D	
	20.044	2.77	184	140	2.77	153	168	C, D	
	22.778	2.77	209	123	2.77	174	148	C, D	
	24.933	2.32	191	112	2.32	159	135	C, D	
	28.333	2.32	217	99	2.32	181	119	C, D	
	32.267	1.79	191	87	1.79	159	104	C, D	
	36.667	1.79	217	76	1.79	181	92	C, D	
	39.160	1.55	201	72	1.55	167	86	C, D	
	44.500	1.55	228	63	1.55	190	76	C, D	
	49.500	1.24	204	57	1.24	170	68	C, D	
	56.250	1.24	231	50	1.24	193	60	C, D	
	GST06 - 2W □□□ 1D	5.324	7.56	133	526	7.56	111	631	C, D
5.850		7.56	146	479	7.56	122	574	C, D	
6.400		7.27	154	438	7.27	128	525	C, D	
8.163		6.18	167	343	6.18	139	412	C, D	
9.010		7.11	212	311	7.11	177	373	C, D	
10.000		5.34	177	280	5.34	147	336	C, D	
11.200		6.14	228	250	6.14	190	300	C, D	
12.571		5.76	240	223	5.76	200	267	C, D	
14.286		5.27	249	196	5.27	208	235	C, D	
15.400		5.07	258	182	5.07	215	218	C, D	
17.500		4.39	254	160	4.39	212	192	C, D	
20.044		4.29	284	140	4.29	237	168	C, D	
22.778		3.39	256	123	3.39	213	148	C, D	
24.933		3.54	292	112	3.54	244	135	C, D	
28.333		2.75	257	99	2.75	215	119	C, D	
32.267		2.76	295	87	2.76	246	104	C, D	
36.667		2.16	262	76	2.16	218	92	C, D	
39.160		2.31	299	72	2.31	249	86	C, D	
44.500	1.79	264	63	1.79	220	76	C, D		
GST06 - 2W □□□ 1E	3.033	13.46	135	923	13.46	113	1108	C, D	
	3.333	12.81	141	840	12.81	118	1008	C, D	
	4.160	11.27	155	673	11.27	129	808	C, D	
	4.571	10.72	162	613	10.72	135	735	C, D	
	5.324	9.56	168	526	9.56	140	631	C, D	
	5.850	9.30	180	479	9.30	150	574	C, D	
	6.400	8.79	186	438	8.79	155	525	C, D	
	7.040	8.24	192	398	8.24	160	477	C, D	
	8.163	7.56	204	343	7.56	170	412	C, D	
	9.010	7.11	212	311	7.11	177	373	C, D	
	10.000	6.61	219	280	6.61	182	336	C, D	
	11.200	6.14	228	250	6.14	190	300	C, D	
	12.571	5.76	240	223	5.76	200	267	C, D	
	14.286	5.27	249	196	5.27	208	235	C, D	
	15.400	5.07	258	182	5.07	215	218	C, D	
	17.500	4.39	254	160	4.39	212	192	C, D	
	20.044	4.29	284	140	4.29	237	168	C, D	
	22.778	3.39	256	123	3.39	213	148	C, D	
24.933	3.54	292	112	3.54	244	135	C, D		
28.333	2.75	257	99	2.75	215	119	C, D		
GST06 - 2W □□□ 1F	3.033	13.46	135	923				C, D	
	3.333	12.81	141	840				C, D	
	4.160	11.27	155	673				C, D	
	4.571	10.72	162	613				C, D	
	5.324	9.56	168	526				C, D	
	5.850	9.30	180	479				C, D	
	6.400	8.79	186	438				C, D	
	7.040	8.24	192	398				C, D	
	8.163	7.56	204	343				C, D	
	9.010	7.11	212	311				C, D	

For dimensions, see page 3-133 onwards.

# Helical gearbox selection table

## Gearbox with free input shaft



$M_2 \text{ perm} \leq 368 \text{ Nm}$		GST06-2W □□□							
Gearbox with free input shaft	i	50 Hz			60 Hz			50 Hz	60 Hz
		$P_{1 \text{ perm}}$	$M_2 \text{ perm}$	$n_2$	$P_{1 \text{ perm}}$	$M_2 \text{ perm}$	$n_2$	Consultation required for mounting position	
		[kW]	[Nm]	[rpm]	[kW]	[Nm]	[rpm]		
GST06 - 2W □□□ 1F		<b><math>n_1 = 2800 \text{ rpm}</math></b>			<b><math>n_1 = 3360 \text{ rpm}</math></b>				
	10.000	6.61	219	280				C, D	
	11.200	6.14	228	250				C, D	
	12.571	5.76	240	223				C, D	
	14.286	5.27	249	196				C, D	
	15.400	5.07	258	182				C, D	
	17.500	4.39	254	160				C, D	
GST06 - 2W □□□ 1C		<b><math>n_1 = 1400 \text{ rpm}</math></b>			<b><math>n_1 = 1680 \text{ rpm}</math></b>				
	8.163	2.47	133	172	2.85	128	206		
	12.571	2.47	205	111	2.85	198	134		
	14.286	2.47	233	98	2.85	225	118		
	20.044	1.71	226	70	1.97	218	84		
	22.778	1.71	257	62	1.97	248	74		
	24.933	1.43	235	56	1.65	227	67		
	28.333	1.43	267	49	1.65	257	59		
	32.267	1.10	235	43	1.27	226	52		
	36.667	1.10	267	38	1.27	257	46		
	39.160	0.95	247	36	1.10	238	43		
	44.500	0.95	281	32	1.10	271	38		
	49.500	0.77	251	28	0.88	241	34		
	56.250	0.77	285	25	0.88	274	30		
GST06 - 2W □□□ 1D	5.324	4.66	164	263	5.38	158	316		
	5.850	4.66	180	239	5.38	174	287		
	6.400	4.48	190	219	5.17	183	263		
	8.163	3.80	206	172	4.40	198	206		
	9.010	4.38	261	155	5.06	251	187		
	10.000	3.29	218	140	3.80	210	168		
	11.200	3.78	280	125	4.37	270	150		
	12.571	3.55	295	111	4.10	284	134		
	14.286	3.24	307	98	3.75	295	118		
	15.400	3.12	318	91	3.60	306	109		
	17.500	2.70	313	80	3.12	301	96		
	20.044	2.64	350	70	3.05	337	84		
	22.778	2.09	315	62	2.41	303	74		
	24.933	2.18	360	56	2.52	347	67		
	28.333	1.69	317	49	1.95	305	59		
	32.267	1.70	363	43	1.96	350	52		
36.667	1.33	322	38	1.53	310	46			
39.160	1.42	368	36	1.64	354	43			
44.500	1.10	325	32	1.28	313	38			
GST06 - 2W □□□ 1E	3.033	8.29	166	462	9.58	160	554		
	3.333	7.89	174	420	9.11	168	504		
	4.160	6.94	191	337	8.02	184	404		
	4.571	6.60	200	306	7.63	192	368		
	5.324	5.88	207	263	6.80	200	316		
	5.850	5.73	222	239	6.62	214	287		
	6.400	5.41	229	219	6.25	221	263		
	7.040	5.07	236	199	5.86	227	239		
	8.163	4.66	252	172	5.38	242	206		
	9.010	4.38	261	155	5.06	251	187		
	10.000	4.07	269	140	4.70	259	168		
	11.200	3.78	280	125	4.37	270	150		
	12.571	3.55	295	111	4.10	284	134		
	14.286	3.24	307	98	3.75	295	118		
	15.400	3.12	318	91	3.60	306	109		
	17.500	2.70	313	80	3.12	301	96		
	20.044	2.64	350	70	3.05	337	84		
	22.778	2.09	315	62	2.41	303	74		
24.933	2.18	360	56	2.52	347	67			
28.333	1.69	317	49	1.95	305	59			

For dimensions, see page 3-133 onwards.

# Helical gearbox selection table

Gearbox with free input shaft

$M_2 \text{ perm} \leq 368 \text{ Nm}$		GST06-2W □□□							
Gearbox with free input shaft	i	50 Hz			60 Hz			50 Hz	60 Hz
		$P_{1 \text{ perm}}$	$M_2 \text{ perm}$	$n_2$	$P_{1 \text{ perm}}$	$M_2 \text{ perm}$	$n_2$	Consultation required for mounting position	
		[kW]	[Nm]	[rpm]	[kW]	[Nm]	[rpm]		
GST06 - 2W □□□ 1F		<b><math>n_1 = 1400 \text{ rpm}</math></b>			<b><math>n_1 = 1680 \text{ rpm}</math></b>				
	3.033	8.29	166	462	9.58	160	554		C, D
	3.333	7.89	174	420	9.11	168	504		C, D
	4.160	6.94	191	337	8.02	184	404		C, D
	4.571	6.60	200	306	7.63	192	368		C, D
	5.324	5.88	207	263	6.80	200	316		C, D
	5.850	5.73	222	239	6.62	214	287		C, D
	6.400	5.41	229	219	6.25	221	263		C, D
	7.040	5.07	236	199	5.86	227	239		C, D
	8.163	4.66	252	172	5.38	242	206		C, D
	9.010	4.38	261	155	5.06	251	187		C, D
	10.000	4.07	269	140	4.70	259	168		C, D
	11.200	3.78	280	125	4.37	270	150		C, D
	12.571	3.55	295	111	4.10	284	134		C, D
	14.286	3.24	307	98	3.75	295	118		C, D
	15.400	3.12	318	91	3.60	306	109		C, D
	17.500	2.70	313	80	3.12	301	96		C, D
GST06 - 2W □□□ 1C		<b><math>n_1 = 700 \text{ rpm}</math></b>			<b><math>n_1 = 840 \text{ rpm}</math></b>				
	8.163	1.23	133	86	1.48	133	103		
	12.571	1.23	205	56	1.48	205	67		
	14.286	1.23	233	49	1.48	233	59		
	20.044	0.85	226	35	1.02	226	42		
	22.778	0.85	257	31	1.02	257	37		
	24.933	0.71	235	28	0.86	235	34		
	28.333	0.71	267	25	0.86	267	30		
	32.267	0.55	235	22	0.66	235	26		
	36.667	0.55	267	19	0.66	267	23		
	39.160	0.48	247	18	0.57	247	22		
	44.500	0.48	281	16	0.57	281	19		
	49.500	0.38	251	14	0.46	251	17		
	56.250	0.38	285	12	0.46	285	15		
GST06 - 2W □□□ 1D									
	5.324	2.33	164	132	2.79	164	158		
	5.850	2.33	180	120	2.79	180	144		
	6.400	2.24	190	109	2.69	190	131		
	8.163	1.90	206	86	2.28	206	103		
	9.010	2.19	261	78	2.63	261	93		
	10.000	1.64	218	70	1.97	218	84		
	11.200	1.89	280	63	2.27	280	75		
	12.571	1.77	295	56	2.13	295	67		
	14.286	1.62	307	49	1.95	307	59		
	15.400	1.56	318	46	1.87	318	55		
	17.500	1.35	313	40	1.62	313	48		
	20.044	1.32	350	35	1.58	350	42		
	22.778	1.04	315	31	1.25	315	37		
	24.933	1.09	360	28	1.31	360	34		
	28.333	0.85	317	25	1.01	317	30		
	32.267	0.85	363	22	1.02	363	26		
36.667	0.66	322	19	0.80	322	23			
39.160	0.71	368	18	0.85	368	22			
44.500	0.55	325	16	0.66	325	19			
GST06 - 2W □□□ 1E									
	3.033	4.14	166	231	4.97	166	277		
	3.333	3.94	174	210	4.73	174	252		
	4.160	3.47	191	168	4.16	191	202		
	4.571	3.30	200	153	3.96	200	184		
	5.324	2.94	207	132	3.53	207	158		
	5.850	2.86	222	120	3.44	222	144		
	6.400	2.71	229	109	3.25	229	131		
	7.040	2.54	236	99	3.04	236	119		
	8.163	2.33	252	86	2.79	252	103		
	9.010	2.19	261	78	2.63	261	93		
	10.000	2.03	269	70	2.44	269	84		
	11.200	1.89	280	63	2.27	280	75		

For dimensions, see page 3-133 onwards.



# Helical gearbox selection table

## Gearbox with free input shaft



$M_{2 \text{ perm}} \leq 368 \text{ Nm}$		GST06-2W □□□							
Gearbox with free input shaft	i	50 Hz			60 Hz			50 Hz	60 Hz
		$P_{1 \text{ perm}}$	$M_{2 \text{ perm}}$	$n_2$	$P_{1 \text{ perm}}$	$M_{2 \text{ perm}}$	$n_2$	Consultation required for mounting position	
		[kW]	[Nm]	[rpm]	[kW]	[Nm]	[rpm]		
		<b><math>n_1 = 700 \text{ rpm}</math></b>			<b><math>n_1 = 840 \text{ rpm}</math></b>				
GST06 - 2W □□□ 1E	12.571	1.77	295	56	2.13	295	67		
	14.286	1.62	307	49	1.95	307	59		
	15.400	1.56	318	46	1.87	318	55		
	17.500	1.35	313	40	1.62	313	48		
	20.044	1.32	350	35	1.58	350	42		
	22.778	1.04	315	31	1.25	315	37		
	24.933	1.09	360	28	1.31	360	34		
	28.333	0.85	317	25	1.01	317	30		
GST06 - 2W □□□ 1F	3.033	4.14	166	231	4.97	166	277		
	3.333	3.94	174	210	4.73	174	252		
	4.160	3.47	191	168	4.16	191	202		
	4.571	3.30	200	153	3.96	200	184		
	5.324	2.94	207	132	3.53	207	158		
	5.850	2.86	222	120	3.44	222	144		
	6.400	2.71	229	109	3.25	229	131		
	7.040	2.54	236	99	3.04	236	119		
	8.163	2.33	252	86	2.79	252	103		
	9.010	2.19	261	78	2.63	261	93		
	10.000	2.03	269	70	2.44	269	84		
	11.200	1.89	280	63	2.27	280	75		
	12.571	1.77	295	56	2.13	295	67		
	14.286	1.62	307	49	1.95	307	59		
	15.400	1.56	318	46	1.87	318	55		
	17.500	1.35	313	40	1.62	313	48		

For dimensions, see page 3-133 onwards.

# Helical gearbox selection table

Gearbox with free input shaft

$M_2 \text{ perm} \leq 375 \text{ Nm}$		GST06-3W □□□								
Gearbox with free input shaft	i	50 Hz			60 Hz			50 Hz	60 Hz	
		$P_{1 \text{ perm}}$	$M_2 \text{ perm}$	$n_2$	$P_{1 \text{ perm}}$	$M_2 \text{ perm}$	$n_2$	Consultation required for mounting position		
		[kW]	[Nm]	[rpm]	[kW]	[Nm]	[rpm]			
		<b><math>n_1 = 1400 \text{ rpm}</math></b>			<b><math>n_1 = 1680 \text{ rpm}</math></b>					
GST06 - 3W □□□ 1A	39.200	0.63	162	36	0.73	156	43			
	51.022	0.63	211	27	0.73	203	33			
	67.760	0.65	286	21	0.75	275	25			
	80.952	0.59	311	17	0.68	300	21			
	109.707	0.52	375	13	0.61	361	15			
	124.667	0.42	339	11	0.48	327	14			
	141.289	0.41	375	9.9	0.47	361	12			
	160.556	0.33	342	8.7	0.38	329	11			
	179.067	0.32	375	7.8	0.37	361	9.4			
	203.485	0.26	346	6.9	0.30	333	8.3			
	231.733	0.25	375	6.0	0.29	361	7.3			
	255.000	0.21	349	5.5	0.24	336	6.6			
	290.400	0.20	375	4.8	0.23	361	5.8			
	330.000	0.16	352	4.2	0.19	339	5.1			
	382.590	0.15	375	3.7	0.17	361	4.4			
	434.762	0.13	361	3.2	0.15	348	3.9			
GST06 - 3W □□□ 1B	39.200	1.26	321	36	1.45	309	43			
	44.000	1.17	335	32	1.35	323	38			
	51.022	0.98	325	27	1.13	313	33			
	53.900	0.99	349	26	1.15	336	31			
	67.760	0.83	365	21	0.95	351	25			
	70.156	0.78	359	20	0.91	345	24			
	80.952	0.63	332	17	0.73	320	21			
	87.267	0.65	370	16	0.75	356	19			
	99.167	0.52	335	14	0.60	323	17			
	109.707	0.52	375	13	0.61	361	15			
	124.667	0.42	339	11	0.48	327	14			
	141.289	0.41	375	9.9	0.47	361	12			
	160.556	0.33	342	8.7	0.38	329	11			
	179.067	0.32	375	7.8	0.37	361	9.4			
	203.485	0.26	346	6.9	0.30	333	8.3			
	231.733	0.25	375	6.0	0.29	361	7.3			
255.000	0.21	349	5.5	0.24	336	6.6				
290.400	0.20	375	4.8	0.23	361	5.8				
330.000	0.16	352	4.2	0.19	339	5.1				
GST06 - 3W □□□ 1C	39.200	1.26	321	36	1.45	309	43			
	44.000	1.17	335	32	1.35	323	38			
	51.022	0.98	325	27	1.13	313	33			
	53.900	0.99	349	26	1.15	336	31			
	67.760	0.83	365	21	0.95	351	25			
	70.156	0.78	359	20	0.91	345	24			
	80.952	0.63	332	17	0.73	320	21			
	87.267	0.65	370	16	0.75	356	19			
	99.167	0.52	335	14	0.60	323	17			
	109.707	0.52	375	13	0.61	361	15			
	124.667	0.42	339	11	0.48	327	14			
	141.289	0.41	375	9.9	0.47	361	12			
	160.556	0.33	342	8.7	0.38	329	11			
	GST06 - 3W □□□ 1A		<b><math>n_1 = 700 \text{ rpm}</math></b>			<b><math>n_1 = 840 \text{ rpm}</math></b>				
		39.200	0.32	162	18	0.38	162	21		
		51.022	0.32	211	14	0.38	211	17		
67.760		0.32	286	10	0.39	286	12			
80.952		0.30	311	8.7	0.35	311	10			
109.707		0.26	375	6.4	0.31	375	7.7			
124.667		0.21	339	5.6	0.25	339	6.7			
141.289		0.20	375	5.0	0.24	375	6.0			
160.556	0.16	342	4.4	0.20	342	5.2				

For dimensions, see page 3-133 onwards.

# Helical gearbox selection table

## Gearbox with free input shaft



$M_{2 \text{ perm}} \leq 375 \text{ Nm}$		GST06-3W □□□							
Gearbox with free input shaft	i	50 Hz			60 Hz			50 Hz	60 Hz
		$P_{1 \text{ perm}}$	$M_{2 \text{ perm}}$	$n_2$	$P_{1 \text{ perm}}$	$M_{2 \text{ perm}}$	$n_2$	Consultation required for mounting position	
		[kW]	[Nm]	[rpm]	[kW]	[Nm]	[rpm]		
		<b><math>n_1 = 700 \text{ rpm}</math></b>			<b><math>n_1 = 840 \text{ rpm}</math></b>				
GST06 - 3W □□□ <b>1A</b>	179.067	0.16	375	3.9	0.19	375	4.7		
	203.485	0.13	346	3.4	0.16	346	4.1		
	231.733	0.12	375	3.0	0.15	375	3.6		
	255.000	0.10	349	2.8	0.13	349	3.3		
	290.400	0.10	375	2.4	0.12	375	2.9		
	330.000	0.08	352	2.1	0.10	352	2.6		
	382.590	0.08	375	1.8	0.09	375	2.2		
	434.762	0.06	361	1.6	0.08	361	1.9		
GST06 - 3W □□□ <b>1B</b>	39.200	0.63	321	18	0.75	321	21		
	44.000	0.58	335	16	0.70	335	19		
	51.022	0.49	325	14	0.59	325	17		
	53.900	0.50	349	13	0.60	349	16		
	67.760	0.41	365	10	0.50	365	12		
	70.156	0.39	359	10.0	0.47	359	12		
	80.952	0.31	332	8.7	0.38	332	10		
	87.267	0.32	370	8.0	0.39	370	9.6		
	99.167	0.26	335	7.1	0.31	335	8.5		
	109.707	0.26	375	6.4	0.31	375	7.7		
	124.667	0.21	339	5.6	0.25	339	6.7		
	141.289	0.20	375	5.0	0.24	375	6.0		
	160.556	0.16	342	4.4	0.20	342	5.2		
	179.067	0.16	375	3.9	0.19	375	4.7		
	203.485	0.13	346	3.4	0.16	346	4.1		
	231.733	0.12	375	3.0	0.15	375	3.6		
255.000	0.10	349	2.8	0.13	349	3.3			
290.400	0.10	375	2.4	0.12	375	2.9			
330.000	0.08	352	2.1	0.10	352	2.6			
GST06 - 3W □□□ <b>1C</b>	39.200	0.63	321	18	0.75	321	21		
	44.000	0.58	335	16	0.70	335	19		
	51.022	0.49	325	14	0.59	325	17		
	53.900	0.50	349	13	0.60	349	16		
	67.760	0.41	365	10	0.50	365	12		
	70.156	0.39	359	10.0	0.47	359	12		
	80.952	0.31	332	8.7	0.38	332	10		
	87.267	0.32	370	8.0	0.39	370	9.6		
	99.167	0.26	335	7.1	0.31	335	8.5		
	109.707	0.26	375	6.4	0.31	375	7.7		
124.667	0.21	339	5.6	0.25	339	6.7			
141.289	0.20	375	5.0	0.24	375	6.0			
160.556	0.16	342	4.4	0.20	342	5.2			

For dimensions, see page 3-133 onwards.

# Helical gearbox selection table

Gearbox with free input shaft

$M_2 \text{ perm} \leq 196 \text{ Nm}$		GST07-1W □□□							
Gearbox with free input shaft	i	50 Hz			60 Hz			50 Hz	60 Hz
		$P_{1 \text{ perm}}$	$M_{2 \text{ perm}}$	$n_2$	$P_{1 \text{ perm}}$	$M_{2 \text{ perm}}$	$n_2$	Consultation required for mounting position	
		[kW]	[Nm]	[rpm]	[kW]	[Nm]	[rpm]		
		<b><math>n_1 = 2800 \text{ rpm}</math></b>			<b><math>n_1 = 3360 \text{ rpm}</math></b>				
GST07 - 1W □□□ 1D	11.250	2.36	89	249	2.36	74	299		C, D
		<b><math>n_1 = 1400 \text{ rpm}</math></b>			<b><math>n_1 = 1680 \text{ rpm}</math></b>				
GST07 - 1W □□□ 1D	2.857	4.54	87	490	5.24	84	588		
	4.556	3.18	97	307	3.68	94	369		
	5.583	2.74	103	251	3.17	99	301		
	7.333	2.16	106	191	2.50	102	229		
	8.900	1.81	108	157	2.09	104	189		
	11.250	1.45	110	124	1.68	106	149		
GST07 - 1W □□□ 1E	2.000	9.21	124	700	10.65	119	840		
	2.240	8.73	131	625	10.09	127	750		
	2.857	7.38	142	490	8.52	136	588		
	3.500	6.35	149	400	7.34	144	480		
	4.556	5.14	157	307	5.94	151	369		
	5.583	4.37	164	251	5.05	158	301		
	7.333	3.45	170	191	3.98	164	229		
	8.900	2.90	173	157	3.35	167	189		
GST07 - 1W □□□ 1F	1.625	9.72	106	862	11.23	102	1034		C, D
	2.000	9.21	124	700	10.65	119	840		C, D
	2.240	8.94	135	625	10.33	130	750		C, D
	2.857	8.26	159	490	9.55	153	588		C, D
	3.500	7.31	172	400	8.45	166	480		C, D
	4.556	6.08	186	307	7.02	179	369		C, D
	5.583	5.22	196	251	6.04	189	301		C, D
GST07 - 1W □□□ 1G	1.625	9.72	106	862	11.23	102	1034		C, D
	2.000	9.21	124	700	10.65	119	840		C, D
	2.240	8.94	135	625	10.33	130	750		C, D
	2.857	8.26	159	490	9.55	153	588		C, D
	4.556	6.08	186	307	7.02	179	369		C, D
	5.583	5.22	196	251	6.04	189	301		C, D
		<b><math>n_1 = 700 \text{ rpm}</math></b>			<b><math>n_1 = 840 \text{ rpm}</math></b>				
GST07 - 1W □□□ 1D	2.857	2.27	87	245	2.72	87	294		
	4.556	1.59	97	154	1.91	97	184		
	5.583	1.37	103	125	1.65	103	150		
	7.333	1.08	106	96	1.30	106	115		
	8.900	0.90	108	79	1.08	108	94		
	11.250	0.73	110	62	0.87	110	75		
GST07 - 1W □□□ 1E	2.000	4.61	124	350	5.53	124	420		
	2.240	4.37	131	313	5.24	131	375		
	2.857	3.69	142	245	4.43	142	294		
	3.500	3.17	149	200	3.81	149	240		
	4.556	2.57	157	154	3.08	157	184		
	5.583	2.19	164	125	2.62	164	150		
	7.333	1.72	170	96	2.07	170	115		
	8.900	1.45	173	79	1.74	173	94		
GST07 - 1W □□□ 1F	1.625	4.86	106	431	5.83	106	517		
	2.000	4.61	124	350	5.53	124	420		
	2.240	4.47	135	313	5.36	135	375		
	2.857	4.13	159	245	4.96	159	294		
	3.500	3.66	172	200	4.39	172	240		
	4.556	3.04	186	154	3.65	186	184		
	5.583	2.61	196	125	3.13	196	150		
GST07 - 1W □□□ 1G	1.625	4.86	106	431	5.83	106	517		
	2.000	4.61	124	350	5.53	124	420		
	2.240	4.47	135	313	5.36	135	375		
	2.857	4.13	159	245	4.96	159	294		
	4.556	3.04	186	154	3.65	186	184		
	5.583	2.61	196	125	3.13	196	150		

For dimensions, see page 3-133 onwards.

# Helical gearbox selection table

## Gearbox with free input shaft



$M_{2 \text{ perm}} \leq 707 \text{ Nm}$		GST07-2W □□□							
Gearbox with free input shaft	i	50 Hz			60 Hz			50 Hz	60 Hz
		$P_{1 \text{ perm}}$	$M_{2 \text{ perm}}$	$n_2$	$P_{1 \text{ perm}}$	$M_{2 \text{ perm}}$	$n_2$	Consultation required for mounting position	
		[kW]	[Nm]	[rpm]	[kW]	[Nm]	[rpm]		
		<b><math>n_1 = 2800 \text{ rpm}</math></b>			<b><math>n_1 = 3360 \text{ rpm}</math></b>				
GST07 - 2W □□□ 1D	12.571	7.37	307	223	7.37	256	267		C, D
	14.286	7.37	349	196	7.37	290	235		C, D
	20.044	5.17	343	140	5.17	286	168		C, D
	22.778	5.17	390	123	5.17	325	148		C, D
	24.567	4.46	362	114	4.46	302	137		C, D
	27.917	4.46	412	100	4.46	343	120		C, D
	32.267	3.51	375	87	3.51	312	104		C, D
	36.667	3.51	426	76	3.51	355	92		C, D
	39.160	2.94	380	72	2.94	317	86		C, D
	44.500	2.94	432	63	2.94	360	76		C, D
49.500	2.36	386	57	2.36	322	68		C, D	
56.250	2.36	439	50	2.36	366	60		C, D	
GST07 - 2W □□□ 1E	11.200	13.11	486	250	13.11	405	300		C, D
	12.571	11.72	488	223	11.72	406	267		C, D
	14.286	11.02	521	196	11.02	434	235		C, D
	15.400	10.26	523	182	10.26	436	218		C, D
	17.500	9.53	552	160	9.53	460	192		C, D
	20.044	8.35	554	140	8.35	461	168		C, D
	22.778	7.35	554	123	7.35	462	148		C, D
	24.567	7.05	573	114	7.05	478	137		C, D
	27.917	6.07	561	100	6.07	468	120		C, D
	32.267	5.37	573	87	5.37	478	104		C, D
	36.667	4.70	570	76	4.70	475	92		C, D
	39.160	4.42	573	72	4.42	478	86		C, D
	44.500	3.90	574	63	3.90	479	76		C, D
GST07 - 2W □□□ 1F	11.200	13.11	486	250				C, D	
	12.571	11.72	488	223				C, D	
	14.286	11.02	521	196				C, D	
	15.400	10.26	523	182				C, D	
	17.500	9.53	552	160				C, D	
	20.044	8.50	564	140				C, D	
	22.778	7.35	554	123				C, D	
	24.567	7.05	573	114				C, D	
27.917	6.07	561	100				C, D		
GST07 - 2W □□□ 1G	11.200	13.11	486	250				C, D	
	12.571	11.72	488	223				C, D	
	14.286	11.02	521	196				C, D	
	15.400	10.26	523	182				C, D	
	17.500	9.53	552	160				C, D	
		<b><math>n_1 = 1400 \text{ rpm}</math></b>			<b><math>n_1 = 1680 \text{ rpm}</math></b>				
GST07 - 2W □□□ 1D	12.571	4.54	378	111	5.24	364	134		
	14.286	4.54	429	98	5.24	413	118		
	20.044	3.18	422	70	3.68	407	84		
	22.778	3.18	480	62	3.68	462	74		
	24.567	2.74	446	57	3.17	429	68		
	27.917	2.74	507	50	3.17	488	60		
	32.267	2.16	461	43	2.50	444	52		
	36.667	2.16	524	38	2.50	505	46		
	39.160	1.81	468	36	2.09	451	43		
	44.500	1.81	532	32	2.09	513	38		
49.500	1.45	476	28	1.68	458	34			
56.250	1.45	541	25	1.68	521	30			
GST07 - 2W □□□ 1E	5.200	9.39	323	269	10.85	311	323		
	5.714	9.39	355	245	10.85	342	294		
	6.400	8.73	370	219	10.09	356	263		
	8.800	9.05	527	159	10.46	507	191		
	9.856	8.42	549	142	9.73	529	171		
	11.200	8.07	598	125	9.33	576	150		
	12.571	7.22	600	111	8.34	578	134		

For dimensions, see page 3-133 onwards.

# Helical gearbox selection table

## Gearbox with free input shaft

$M_2 \text{ perm} \leq 707 \text{ Nm}$		GST07-2W □□□								
Gearbox with free input shaft	i	50 Hz			60 Hz			50 Hz	60 Hz	
		$P_1 \text{ perm}$	$M_2 \text{ perm}$	$n_2$	$P_1 \text{ perm}$	$M_2 \text{ perm}$	$n_2$	Consultation required for mounting position		
		[kW]	[Nm]	[rpm]	[kW]	[Nm]	[rpm]			
		<b><math>n_1 = 1400 \text{ rpm}</math></b>			<b><math>n_1 = 1680 \text{ rpm}</math></b>					
GST07 - 2W □□□ 1E	14.286	6.78	642	98	7.84	618	118			
	15.400	6.31	644	91	7.30	620	109			
	17.500	5.87	680	80	6.78	655	96			
	20.044	5.14	682	70	5.94	657	84			
	22.778	4.52	682	62	5.23	657	74			
	24.567	4.34	706	57	5.02	680	68			
	27.917	3.74	691	50	4.32	665	60			
	32.267	3.31	706	43	3.82	680	52			
	36.667	2.89	702	38	3.34	676	46			
	39.160	2.72	706	36	3.15	680	43			
	44.500	2.40	707	32	2.77	681	38			
	GST07 - 2W □□□ 1F	3.048	16.13	325	459	18.64	313	551		C, D
		3.350	16.13	358	418	18.64	344	502		C, D
4.225		14.22	398	331	16.43	383	398		C, D	
4.643		13.47	414	302	15.57	399	362		C, D	
5.200		12.42	427	269	14.35	411	323		C, D	
5.714		11.86	448	245	13.70	432	294		C, D	
6.400		10.93	463	219	12.63	446	263		C, D	
7.150		10.32	488	196	11.93	470	235		C, D	
8.125		10.02	539	172	11.58	519	207		C, D	
8.800		9.05	527	159	10.46	507	191		C, D	
9.856		8.42	549	142	9.73	529	171		C, D	
11.200		8.07	598	125	9.33	576	150		C, D	
12.571		7.22	600	111	8.34	578	134		C, D	
14.286		6.78	642	98	7.84	618	118		C, D	
15.400		6.31	644	91	7.30	620	109		C, D	
17.500		5.87	680	80	6.78	655	96		C, D	
20.044		5.23	694	70	6.04	668	84		C, D	
22.778	4.52	682	62	5.23	657	74		C, D		
24.567	4.34	706	57	5.02	680	68		C, D		
27.917	3.74	691	50	4.32	665	60		C, D		
GST07 - 2W □□□ 1G	3.048	17.41	351	459	20.12	338	551		C, D	
	3.350	16.54	367	418	19.11	353	502		C, D	
	4.225	14.22	398	331	16.43	383	398		C, D	
	4.643	13.47	414	302	15.57	399	362		C, D	
	5.200	12.42	427	269	14.35	411	323		C, D	
	5.714	11.86	448	245	13.70	432	294		C, D	
	6.400	10.93	463	219	12.63	446	263		C, D	
	7.150	10.32	488	196	11.93	470	235		C, D	
	8.125	10.02	539	172	11.58	519	207		C, D	
	8.800	9.05	527	159	10.46	507	191		C, D	
	9.856	8.42	549	142	9.73	529	171		C, D	
	11.200	8.07	598	125	9.33	576	150		C, D	
	12.571	7.22	600	111	8.34	578	134		C, D	
14.286	6.78	642	98	7.84	618	118		C, D		
15.400	6.31	644	91	7.30	620	109		C, D		
17.500	5.87	680	80	6.78	655	96		C, D		
GST07 - 2W □□□ 1D		<b><math>n_1 = 700 \text{ rpm}</math></b>			<b><math>n_1 = 840 \text{ rpm}</math></b>					
	12.571	2.27	378	56	2.72	378	67			
	14.286	2.27	429	49	2.72	429	59			
	20.044	1.59	422	35	1.91	422	42			
	22.778	1.59	480	31	1.91	480	37			
	24.567	1.37	446	29	1.65	446	34			
	27.917	1.37	507	25	1.65	507	30			
	32.267	1.08	461	22	1.30	461	26			
	36.667	1.08	524	19	1.30	524	23			
	39.160	0.90	468	18	1.08	468	22			
	44.500	0.90	532	16	1.08	532	19			
	49.500	0.73	476	14	0.87	476	17			
	56.250	0.73	541	12	0.87	541	15			

For dimensions, see page 3-133 onwards.

# Helical gearbox selection table

## Gearbox with free input shaft



$M_2 \text{ perm} \leq 707 \text{ Nm}$		GST07-2W □□□							
Gearbox with free input shaft	i	50 Hz			60 Hz			50 Hz	60 Hz
		$P_1 \text{ perm}$	$M_2 \text{ perm}$	$n_2$	$P_1 \text{ perm}$	$M_2 \text{ perm}$	$n_2$	Consultation required for mounting position	
		[kW]	[Nm]	[rpm]	[kW]	[Nm]	[rpm]		
		<b><math>n_1 = 700 \text{ rpm}</math></b>			<b><math>n_1 = 840 \text{ rpm}</math></b>				
GST07 - 2W □□□ <b>1E</b>	5.200	4.69	323	135	5.63	323	162		
	5.714	4.69	355	123	5.63	355	147		
	6.400	4.37	370	109	5.24	370	131		
	8.800	4.52	527	80	5.43	527	96		
	9.856	4.21	549	71	5.05	549	85		
	11.200	4.04	598	63	4.84	598	75		
	12.571	3.61	600	56	4.33	600	67		
	14.286	3.39	642	49	4.07	642	59		
	15.400	3.16	644	46	3.79	644	55		
	17.500	2.93	680	40	3.52	680	48		
	20.044	2.57	682	35	3.08	682	42		
	22.778	2.26	682	31	2.71	682	37		
	24.567	2.17	706	29	2.61	706	34		
	27.917	1.87	691	25	2.24	691	30		
	32.267	1.65	706	22	1.98	706	26		
	36.667	1.45	702	19	1.74	702	23		
39.160	1.36	706	18	1.63	706	22			
44.500	1.20	707	16	1.44	707	19			
GST07 - 2W □□□ <b>1F</b>	3.048	8.07	325	230	9.68	325	276		
	3.350	8.07	358	209	9.68	358	251		
	4.225	7.11	398	166	8.53	398	199		
	4.643	6.74	414	151	8.08	414	181		
	5.200	6.21	427	135	7.45	427	162		
	5.714	5.93	448	123	7.11	448	147		
	6.400	5.47	463	109	6.56	463	131		
	7.150	5.16	488	98	6.19	488	118		
	8.125	5.01	539	86	6.01	539	103		
	8.800	4.52	527	80	5.43	527	96		
	9.856	4.21	549	71	5.05	549	85		
	11.200	4.04	598	63	4.84	598	75		
	12.571	3.61	600	56	4.33	600	67		
	14.286	3.39	642	49	4.07	642	59		
	15.400	3.16	644	46	3.79	644	55		
	17.500	2.93	680	40	3.52	680	48		
GST07 - 2W □□□ <b>1G</b>	3.048	8.71	351	230	10.45	351	276		
	3.350	8.27	367	209	9.92	367	251		
	4.225	7.11	398	166	8.53	398	199		
	4.643	6.74	414	151	8.08	414	181		
	5.200	6.21	427	135	7.45	427	162		
	5.714	5.93	448	123	7.11	448	147		
	6.400	5.47	463	109	6.56	463	131		
	7.150	5.16	488	98	6.19	488	118		
	8.125	5.01	539	86	6.01	539	103		
	8.800	4.52	527	80	5.43	527	96		
	9.856	4.21	549	71	5.05	549	85		
	11.200	4.04	598	63	4.84	598	75		
	12.571	3.61	600	56	4.33	600	67		
	14.286	3.39	642	49	4.07	642	59		
	15.400	3.16	644	46	3.79	644	55		
	17.500	2.93	680	40	3.52	680	48		

For dimensions, see page 3-133 onwards.

# Helical gearbox selection table

Gearbox with free input shaft

$M_{2 \text{ perm}} \leq 710 \text{ Nm}$		GST07-3W □□□								
Gearbox with free input shaft	i	50 Hz			60 Hz			50 Hz	60 Hz	
		$P_{1 \text{ perm}}$	$M_{2 \text{ perm}}$	$n_2$	$P_{1 \text{ perm}}$	$M_{2 \text{ perm}}$	$n_2$	Consultation required for mounting position		
		[kW]	[Nm]	[rpm]	[kW]	[Nm]	[rpm]			
		<b><math>n_1 = 1400 \text{ rpm}</math></b>			<b><math>n_1 = 1680 \text{ rpm}</math></b>					
GST07 - 3W □□□ 1B	39.200	1.45	371	36	1.68	357	43			
	51.022	1.45	483	27	1.68	465	33			
	65.079	0.99	420	22	1.14	405	26			
	79.762	1.37	710	18	1.58	684	21			
	111.915	0.97	706	13	1.12	680	15			
	127.176	0.86	710	11	0.99	684	13			
	139.211	0.78	706	10	0.90	680	12			
	158.194	0.69	710	8.9	0.80	684	11			
	180.156	0.60	706	7.8	0.69	680	9.3			
	204.722	0.53	710	6.8	0.61	684	8.2			
	236.622	0.46	706	5.9	0.53	680	7.1			
	248.458	0.44	710	5.6	0.51	684	6.8			
	268.889	0.41	710	5.2	0.47	684	6.3			
	326.333	0.33	710	4.3	0.39	684	5.2			
	367.033	0.30	706	3.8	0.34	680	4.6			
417.083	0.26	710	3.4	0.30	684	4.0				
GST07 - 3W □□□ 1C	39.200	2.38	607	36	2.75	585	43			
	44.000	1.72	495	32	1.99	476	38			
	51.022	2.10	700	27	2.43	674	33			
	53.900	1.72	606	26	1.99	583	31			
	65.079	1.38	587	22	1.60	565	26			
	70.156	1.54	706	20	1.78	680	24			
	79.762	1.37	710	18	1.58	684	21			
	85.983	1.26	706	16	1.46	680	20			
	97.708	1.11	710	14	1.29	684	17			
	111.915	0.97	706	13	1.12	680	15			
	127.176	0.86	710	11	0.99	684	13			
	139.211	0.78	706	10	0.90	680	12			
	158.194	0.69	710	8.9	0.80	684	11			
	180.156	0.60	706	7.8	0.69	680	9.3			
	204.722	0.53	710	6.8	0.61	684	8.2			
236.622	0.46	706	5.9	0.53	680	7.1				
248.458	0.44	710	5.6	0.51	684	6.8				
268.889	0.41	710	5.2	0.47	684	6.3				
326.333	0.33	710	4.3	0.39	684	5.2				
GST07 - 3W □□□ 1D	39.200	2.71	692	36	3.13	666	43			
	44.000	2.46	706	32	2.84	680	38			
	51.022	2.10	700	27	2.43	674	33			
	53.900	2.01	706	26	2.32	680	31			
	65.079	1.67	707	22	1.93	681	26			
	70.156	1.54	706	20	1.78	680	24			
	79.762	1.37	710	18	1.58	684	21			
	85.983	1.26	706	16	1.46	680	20			
	97.708	1.11	710	14	1.29	684	17			
	111.915	0.97	706	13	1.12	680	15			
	127.176	0.86	710	11	0.99	684	13			
	139.211	0.78	706	10	0.90	680	12			
	158.194	0.69	710	8.9	0.80	684	11			
	GST07 - 3W □□□ 1B		<b><math>n_1 = 700 \text{ rpm}</math></b>			<b><math>n_1 = 840 \text{ rpm}</math></b>				
		39.200	0.73	371	18	0.87	371	21		
51.022		0.73	483	14	0.87	483	17			
65.079		0.50	420	11	0.59	420	13			
79.762		0.68	710	8.8	0.82	710	11			
111.915		0.48	706	6.3	0.58	706	7.5			
127.176		0.43	710	5.5	0.51	710	6.6			
139.211		0.39	706	5.0	0.47	706	6.0			
158.194		0.34	710	4.4	0.41	710	5.3			
180.156		0.30	706	3.9	0.36	706	4.7			
204.722		0.27	710	3.4	0.32	710	4.1			
236.622		0.23	706	3.0	0.27	706	3.6			
248.458		0.22	710	2.8	0.26	710	3.4			

For dimensions, see page 3-133 onwards.



# Helical gearbox selection table

## Gearbox with free input shaft



$M_2 \text{ perm} \leq 710 \text{ Nm}$		GST07-3W □□□							
Gearbox with free input shaft	i	50 Hz			60 Hz			50 Hz	60 Hz
		$P_{1 \text{ perm}}$	$M_2 \text{ perm}$	$n_2$	$P_{1 \text{ perm}}$	$M_2 \text{ perm}$	$n_2$	Consultation required for mounting position	
		[kW]	[Nm]	[rpm]	[kW]	[Nm]	[rpm]		
		<b><math>n_1 = 700 \text{ rpm}</math></b>			<b><math>n_1 = 840 \text{ rpm}</math></b>				
GST07 - 3W □□□ 1B	268.889	0.20	710	2.6	0.24	710	3.1		
	326.333	0.17	710	2.2	0.20	710	2.6		
	367.033	0.15	706	1.9	0.18	706	2.3		
	417.083	0.13	710	1.7	0.16	710	2.0		
GST07 - 3W □□□ 1C	39.200	1.19	607	18	1.43	607	21		
	44.000	0.86	495	16	1.03	495	19		
	51.022	1.05	700	14	1.26	700	17		
	53.900	0.86	606	13	1.03	606	16		
	65.079	0.69	587	11	0.83	587	13		
	70.156	0.77	706	10.0	0.93	706	12		
	79.762	0.68	710	8.8	0.82	710	11		
	85.983	0.63	706	8.1	0.76	706	9.8		
	97.708	0.56	710	7.2	0.67	710	8.6		
	111.915	0.48	706	6.3	0.58	706	7.5		
	127.176	0.43	710	5.5	0.51	710	6.6		
	139.211	0.39	706	5.0	0.47	706	6.0		
	158.194	0.34	710	4.4	0.41	710	5.3		
	180.156	0.30	706	3.9	0.36	706	4.7		
	204.722	0.27	710	3.4	0.32	710	4.1		
	236.622	0.23	706	3.0	0.27	706	3.6		
248.458	0.22	710	2.8	0.26	710	3.4			
268.889	0.20	710	2.6	0.24	710	3.1			
326.333	0.17	710	2.2	0.20	710	2.6			
GST07 - 3W □□□ 1D	39.200	1.35	692	18	1.62	692	21		
	44.000	1.23	706	16	1.48	706	19		
	51.022	1.05	700	14	1.26	700	17		
	53.900	1.00	706	13	1.21	706	16		
	65.079	0.83	707	11	1.00	707	13		
	70.156	0.77	706	10.0	0.93	706	12		
	79.762	0.68	710	8.8	0.82	710	11		
	85.983	0.63	706	8.1	0.76	706	9.8		
	97.708	0.56	710	7.2	0.67	710	8.6		
	111.915	0.48	706	6.3	0.58	706	7.5		
127.176	0.43	710	5.5	0.51	710	6.6			
139.211	0.39	706	5.0	0.47	706	6.0			
158.194	0.34	710	4.4	0.41	710	5.3			

For dimensions, see page 3-133 onwards.

# Helical gearbox selection table

Gearbox with free input shaft

$M_2 \text{ perm} \leq 465 \text{ Nm}$		GST09-1W □□□							
Gearbox with free input shaft	i	50 Hz			60 Hz			50 Hz	60 Hz
		$P_1 \text{ perm}$	$M_2 \text{ perm}$	$n_2$	$P_1 \text{ perm}$	$M_2 \text{ perm}$	$n_2$	Consultation required for mounting position	
		[kW]	[Nm]	[rpm]	[kW]	[Nm]	[rpm]		
		<b><math>n_1 = 2800 \text{ rpm}</math></b>			<b><math>n_1 = 3360 \text{ rpm}</math></b>				
GST09 - 1W □□□ 1E	11.250	4.70	178	249	4.70	148	299		C, D
		<b><math>n_1 = 1400 \text{ rpm}</math></b>			<b><math>n_1 = 1680 \text{ rpm}</math></b>				
GST09 - 1W □□□ 1E	2.810	9.16	173	498	10.59	167	598		
	4.667	6.22	195	300	7.18	188	360		
	5.667	5.32	202	247	6.14	195	297		
	7.333	4.27	210	191	4.93	203	229		
	8.900	3.59	215	157	4.15	207	189		
	11.250	2.89	219	124	3.34	211	149		
GST09 - 1W □□□ 1F	2.048	17.46	240	684	20.18	231	821		C, D
	2.333	15.76	247	600	18.21	238	720		C, D
	2.810	13.85	261	498	16.00	252	598		C, D
	3.444	11.92	276	407	13.77	266	488		C, D
	4.667	9.34	293	300	10.79	282	360		C, D
	5.667	8.01	305	247	9.26	294	297		C, D
	7.333	6.43	317	191	7.43	305	229		C, D
	8.900	5.37	321	157	6.20	309	189		C, D
GST09 - 1W □□□ 1G	1.560	26.43	277	897	30.54	267	1077		C, D
	2.048	24.57	338	684	28.39	325	821		C, D
	2.333	23.60	370	600	27.27	356	720		C, D
	2.810	22.14	418	498	25.59	403	598		C, D
	3.444	19.14	443	407	22.12	427	488		C, D
	4.667	12.09	379	300	13.97	365	360		C, D
	5.667	12.21	465	247	14.11	448	297		C, D
GST09 - 1W □□□ 1H	1.560	26.43	277	897	30.54	267	1077		C, D
	2.048	24.57	338	684	28.39	325	821		C, D
	2.333	23.60	370	600	27.27	356	720		C, D
	2.810	22.14	418	498	25.59	403	598		C, D
	3.444	19.14	443	407	22.12	427	488		C, D
		<b><math>n_1 = 700 \text{ rpm}</math></b>			<b><math>n_1 = 840 \text{ rpm}</math></b>				
GST09 - 1W □□□ 1E	2.810	4.58	173	249	5.50	173	299		
	4.667	3.11	195	150	3.73	195	180		
	5.667	2.66	202	124	3.19	202	148		
	7.333	2.14	210	96	2.56	210	115		
	8.900	1.79	215	79	2.15	215	94		
	11.250	1.45	219	62	1.74	219	75		
GST09 - 1W □□□ 1F	2.048	8.73	240	342	10.48	240	410		
	2.333	7.88	247	300	9.46	247	360		
	2.810	6.92	261	249	8.31	261	299		
	3.444	5.96	276	203	7.15	276	244		
	4.667	4.67	293	150	5.60	293	180		
	5.667	4.01	305	124	4.81	305	148		
	7.333	3.21	317	96	3.86	317	115		
	8.900	2.68	321	79	3.22	321	94		
GST09 - 1W □□□ 1G	1.560	13.21	277	449	15.86	277	539		
	2.048	12.28	338	342	14.74	338	410		
	2.333	11.80	370	300	14.16	370	360		
	2.810	11.07	418	249	13.29	418	299		
	3.444	9.57	443	203	11.48	443	244		
	4.667	6.04	379	150	7.25	379	180		
	5.667	6.11	465	124	7.33	465	148		
GST09 - 1W □□□ 1H	1.560	13.21	277	449	15.86	277	539		
	2.048	12.28	338	342	14.74	338	410		
	2.333	11.80	370	300	14.16	370	360		
	2.810	11.07	418	249	13.29	418	299		
	3.444	9.57	443	203	11.48	443	244		

For dimensions, see page 3-133 onwards.

# Helical gearbox selection table

## Gearbox with free input shaft



$M_2 \text{ perm} \leq 1582 \text{ Nm}$		GST09-2W □□□								
Gearbox with free input shaft	i	50 Hz			60 Hz			50 Hz	60 Hz	
		$P_1 \text{ perm}$	$M_2 \text{ perm}$	$n_2$	$P_1 \text{ perm}$	$M_2 \text{ perm}$	$n_2$	Consultation required for mounting position		
		[kW]	[Nm]	[rpm]	[kW]	[Nm]	[rpm]			
		<b><math>n_1 = 2800 \text{ rpm}</math></b>			<b><math>n_1 = 3360 \text{ rpm}</math></b>					
GST09 - 2W □□□ 1E	12.362	14.88	609	227	14.88	507	272		C, D	
	14.048	14.88	692	199	14.88	577	239		C, D	
	20.533	10.10	686	136	10.10	572	164		C, D	
	23.333	10.10	780	120	10.10	650	144		C, D	
	24.933	8.64	713	112	8.64	594	135		C, D	
	28.333	8.64	810	99	8.64	675	119		C, D	
	32.267	6.94	741	87	6.94	617	104		C, D	
	36.667	6.94	842	76	6.94	701	92		C, D	
	39.160	5.83	755	72	5.83	629	86		C, D	
	44.500	5.83	858	63	5.83	715	76		C, D	
	49.500	4.70	770	57	4.70	642	68		C, D	
	56.250	4.70	875	50	4.70	729	60		C, D	
	GST09 - 2W □□□ 1F	11.667	25.37	979	240					C, D
12.362		22.50	920	227					C, D	
14.048		22.41	1042	199					C, D	
15.156		19.36	971	185					C, D	
17.222		19.36	1103	163					C, D	
20.533		15.17	1031	136					C, D	
23.333		15.17	1172	120					C, D	
24.933		13.01	1074	112					C, D	
28.333		13.01	1220	99					C, D	
32.267		10.44	1115	87					C, D	
36.667		10.27	1246	76					C, D	
39.160		8.72	1130	72					C, D	
44.500		8.53	1256	63					C, D	
GST09 - 2W □□□ 1G	11.667	25.37	979	240					C, D	
	12.362	24.87	1017	227					C, D	
	14.048	22.41	1042	199					C, D	
	15.156	21.70	1088	185					C, D	
	17.222	19.56	1115	163					C, D	
	20.533	17.74	1205	136					C, D	
	23.333	15.86	1224	120					C, D	
	24.933	15.57	1285	112					C, D	
	28.333	13.16	1234	99					C, D	
			<b><math>n_1 = 1400 \text{ rpm}</math></b>			<b><math>n_1 = 1680 \text{ rpm}</math></b>				
	GST09 - 2W □□□ 1E	7.305	9.16	443	192	10.59	427	230		
		8.027	9.16	487	174	10.59	469	209		
		12.362	9.16	750	113	10.59	722	136		
14.048		9.16	852	100	10.59	820	120			
20.533		6.22	845	68	7.18	814	82			
23.333		6.22	960	60	7.18	925	72			
24.933		5.32	877	56	6.14	845	67			
28.333		5.32	997	49	6.14	960	59			
32.267		4.27	912	43	4.93	878	52			
36.667		4.27	1036	38	4.93	998	46			
39.160		3.59	930	36	4.15	895	43			
44.500		3.59	1056	32	4.15	1017	38			
49.500		2.89	948	28	3.34	913	34			
56.250	2.89	1077	25	3.34	1037	30				
GST09 - 2W □□□ 1F	5.324	17.46	615	263	20.18	592	316		C, D	
	5.850	17.46	676	239	20.18	651	287		C, D	
	6.667	15.76	695	210	18.21	670	252		C, D	
	7.305	13.85	670	192	16.00	645	230		C, D	
	8.027	13.85	736	174	16.00	708	209		C, D	
	9.010	17.46	1041	155	20.18	1003	187		C, D	
	10.267	15.76	1071	136	18.21	1031	164		C, D	
	11.667	15.62	1206	120	18.05	1161	144		C, D	
	12.362	13.85	1133	113	16.00	1091	136		C, D	
	14.048	13.79	1283	100	15.94	1235	120		C, D	
	15.156	11.92	1195	92	13.77	1151	111		C, D	

For dimensions, see page 3-133 onwards.

# Helical gearbox selection table

Gearbox with free input shaft

$M_2 \text{ perm} \leq 1582 \text{ Nm}$		GST09-2W □□□								
Gearbox with free input shaft	i	50 Hz			60 Hz			50 Hz	60 Hz	
		$P_1 \text{ perm}$	$M_2 \text{ perm}$	$n_2$	$P_1 \text{ perm}$	$M_2 \text{ perm}$	$n_2$	Consultation required for mounting position		
		[kW]	[Nm]	[rpm]	[kW]	[Nm]	[rpm]			
		<b><math>n_1 = 1400 \text{ rpm}</math></b>			<b><math>n_1 = 1680 \text{ rpm}</math></b>					
GST09 - 2W □□□ 1F	17.222	11.92	1358	81	13.77	1308	98		C, D	
	20.533	9.34	1269	68	10.79	1222	82		C, D	
	23.333	9.34	1443	60	10.79	1389	72		C, D	
	24.933	8.01	1322	56	9.26	1273	67		C, D	
	28.333	8.01	1502	49	9.26	1447	59		C, D	
	32.267	6.43	1373	43	7.43	1322	52		C, D	
	36.667	6.32	1535	38	7.31	1478	46		C, D	
	39.160	5.37	1391	36	6.20	1339	43		C, D	
	44.500	5.25	1546	32	6.07	1489	38		C, D	
	GST09 - 2W □□□ 1G	4.056	32.71	878	345	37.79	845	414		C, D
4.457		31.57	931	314	36.47	897	377		C, D	
5.324		28.18	993	263	32.56	956	316		C, D	
5.850		26.34	1020	239	30.43	982	287		C, D	
6.667		24.14	1065	210	27.90	1026	252		C, D	
7.305		22.82	1103	192	26.37	1063	230		C, D	
8.027		21.33	1133	174	24.65	1091	209		C, D	
9.010		18.91	1128	155	21.85	1086	187		C, D	
10.267		17.34	1178	136	20.03	1134	164		C, D	
11.667		15.62	1206	120	18.05	1161	144		C, D	
12.362		15.31	1253	113	17.69	1206	136		C, D	
14.048		13.79	1283	100	15.94	1235	120		C, D	
15.156		13.36	1340	92	15.44	1291	111		C, D	
17.222		12.04	1373	81	13.91	1322	98		C, D	
20.533		10.92	1484	68	12.62	1429	82		C, D	
23.333		9.76	1508	60	11.28	1452	72		C, D	
24.933	9.59	1582	56	11.08	1523	67		C, D		
28.333	8.10	1519	49	9.36	1463	59		C, D		
GST09 - 2W □□□ 1H	4.056	32.71	878	345	37.79	845	414		C, D	
	4.457	31.57	931	314	36.47	897	377		C, D	
	5.324	28.18	993	263	32.56	956	316		C, D	
	5.850	26.34	1020	239	30.43	982	287		C, D	
	6.667	24.14	1065	210	27.90	1026	252		C, D	
	7.305	22.82	1103	192	26.37	1063	230		C, D	
	8.027	21.33	1133	174	24.65	1091	209		C, D	
	9.010	18.91	1128	155	21.85	1086	187		C, D	
	10.267	17.34	1178	136	20.03	1134	164		C, D	
	11.667	15.62	1206	120	18.05	1161	144		C, D	
	12.362	15.31	1253	113	17.69	1206	136		C, D	
	14.048	13.79	1283	100	15.94	1235	120		C, D	
	15.156	13.36	1340	92	15.44	1291	111		C, D	
	17.222	12.04	1373	81	13.91	1322	98		C, D	
	GST09 - 2W □□□ 1E		<b><math>n_1 = 700 \text{ rpm}</math></b>			<b><math>n_1 = 840 \text{ rpm}</math></b>				
		7.305	4.58	443	96	5.50	443	115		
8.027		4.58	487	87	5.50	487	105			
12.362		4.58	750	57	5.50	750	68			
14.048		4.58	852	50	5.50	852	60			
20.533		3.11	845	34	3.73	845	41			
23.333		3.11	960	30	3.73	960	36			
24.933		2.66	877	28	3.19	877	34			
28.333		2.66	997	25	3.19	997	30			
32.267		2.14	912	22	2.56	912	26			
36.667		2.14	1036	19	2.56	1036	23			
39.160		1.79	930	18	2.15	930	22			
44.500		1.79	1056	16	2.15	1056	19			
49.500	1.45	948	14	1.74	948	17				
56.250	1.45	1077	12	1.74	1077	15				

For dimensions, see page 3-133 onwards.

# Helical gearbox selection table

## Gearbox with free input shaft



$M_2 \text{ perm} \leq 1582 \text{ Nm}$		GST09-2W □□□							
Gearbox with free input shaft	i	50 Hz			60 Hz			50 Hz	60 Hz
		$P_1 \text{ perm}$	$M_2 \text{ perm}$	$n_2$	$P_1 \text{ perm}$	$M_2 \text{ perm}$	$n_2$	Consultation required for mounting position	
		[kW]	[Nm]	[rpm]	[kW]	[Nm]	[rpm]		
		<b><math>n_1 = 700 \text{ rpm}</math></b>			<b><math>n_1 = 840 \text{ rpm}</math></b>				
GST09 - 2W □□□ 1F	5.324	8.73	615	132	10.48	615	158		
	5.850	8.73	676	120	10.48	676	144		
	6.667	7.88	695	105	9.46	695	126		
	7.305	6.92	670	96	8.31	670	115		
	8.027	6.92	736	87	8.31	736	105		
	9.010	8.73	1041	78	10.48	1041	93		
	10.267	7.88	1071	68	9.46	1071	82		
	11.667	7.81	1206	60	9.37	1206	72		
	12.362	6.92	1133	57	8.31	1133	68		
	14.048	6.90	1283	50	8.28	1283	60		
	15.156	5.96	1195	46	7.15	1195	55		
	17.222	5.96	1358	41	7.15	1358	49		
	20.533	4.67	1269	34	5.60	1269	41		
	23.333	4.67	1443	30	5.60	1443	36		
	24.933	4.01	1322	28	4.81	1322	34		
	28.333	4.01	1502	25	4.81	1502	30		
	32.267	3.21	1373	22	3.86	1373	26		
36.667	3.16	1535	19	3.79	1535	23			
39.160	2.68	1391	18	3.22	1391	22			
44.500	2.63	1546	16	3.15	1546	19			
GST09 - 2W □□□ 1G	4.056	16.35	878	173	19.63	878	207		
	4.457	15.78	931	157	18.94	931	189		
	5.324	14.09	993	132	16.91	993	158		
	5.850	13.17	1020	120	15.80	1020	144		
	6.667	12.07	1065	105	14.48	1065	126		
	7.305	11.41	1103	96	13.69	1103	115		
	8.027	10.66	1133	87	12.80	1133	105		
	9.010	9.46	1128	78	11.35	1128	93		
	10.267	8.67	1178	68	10.40	1178	82		
	11.667	7.81	1206	60	9.37	1206	72		
	12.362	7.66	1253	57	9.19	1253	68		
	14.048	6.90	1283	50	8.28	1283	60		
	15.156	6.68	1340	46	8.02	1340	55		
	17.222	6.02	1373	41	7.22	1373	49		
	20.533	5.46	1484	34	6.55	1484	41		
	23.333	4.88	1508	30	5.86	1508	36		
	24.933	4.79	1582	28	5.75	1582	34		
28.333	4.05	1519	25	4.86	1519	30			
GST09 - 2W □□□ 1H	4.056	16.35	878	173	19.63	878	207		
	4.457	15.78	931	157	18.94	931	189		
	5.324	14.09	993	132	16.91	993	158		
	5.850	13.17	1020	120	15.80	1020	144		
	6.667	12.07	1065	105	14.48	1065	126		
	7.305	11.41	1103	96	13.69	1103	115		
	8.027	10.66	1133	87	12.80	1133	105		
	9.010	9.46	1128	78	11.35	1128	93		
	10.267	8.67	1178	68	10.40	1178	82		
	11.667	7.81	1206	60	9.37	1206	72		
	12.362	7.66	1253	57	9.19	1253	68		
	14.048	6.90	1283	50	8.28	1283	60		
	15.156	6.68	1340	46	8.02	1340	55		
	17.222	6.02	1373	41	7.22	1373	49		

For dimensions, see page 3-133 onwards.

# Helical gearbox selection table

## Gearbox with free input shaft

$M_2 \text{ perm} \leq 1623 \text{ Nm}$		GST09-3W □□□								
Gearbox with free input shaft	i	50 Hz			60 Hz			50 Hz	60 Hz	
		$P_{1 \text{ perm}}$	$M_2 \text{ perm}$	$n_2$	$P_{1 \text{ perm}}$	$M_2 \text{ perm}$	$n_2$	Consultation required for mounting position		
		[kW]	[Nm]	[rpm]	[kW]	[Nm]	[rpm]			
		<b><math>n_1 = 1400 \text{ rpm}</math></b>			<b><math>n_1 = 1680 \text{ rpm}</math></b>					
GST09 - 3W □□□ 1C	40.136	2.47	646	35	2.85	622	42			
	93.541	1.71	1040	15	1.97	1001	18			
	113.585	1.71	1263	12	1.97	1216	15			
	129.074	1.71	1435	11	1.97	1382	13			
	141.289	1.43	1313	9.9	1.65	1264	12			
	160.556	1.43	1492	8.7	1.65	1437	11			
	182.844	1.10	1312	7.7	1.27	1263	9.2			
	207.778	1.10	1491	6.7	1.27	1436	8.1			
	236.622	1.05	1613	5.9	1.21	1553	7.1			
	252.167	0.95	1570	5.6	1.10	1511	6.7			
	268.889	0.93	1623	5.2	1.07	1563	6.3			
	326.333	0.76	1623	4.3	0.88	1563	5.2			
	363.000	0.68	1613	3.9	0.79	1553	4.6			
	412.500	0.60	1623	3.4	0.70	1563	4.1			
	GST09 - 3W □□□ 1D	40.136	3.80	995	35	4.40	958	42		
43.267		3.29	928	32	3.80	893	39			
49.167		3.29	1054	29	3.80	1015	34			
53.044		3.29	1138	26	3.80	1095	32			
60.278		3.29	1293	23	3.80	1245	28			
71.867		3.15	1477	20	3.64	1422	23			
81.667		2.97	1584	17	3.44	1525	21			
93.541		2.65	1613	15	3.06	1553	18			
99.167		2.47	1596	14	2.85	1537	17			
113.585		2.18	1613	12	2.52	1553	15			
129.074		1.92	1612	11	2.21	1552	13			
141.289		1.75	1613	9.9	2.02	1553	12			
160.556		1.55	1623	8.7	1.79	1563	11			
182.844		1.35	1613	7.7	1.56	1553	9.2			
207.778		1.20	1623	6.7	1.38	1563	8.1			
236.622	1.05	1613	5.9	1.21	1553	7.1				
252.167	0.99	1623	5.6	1.14	1563	6.7				
268.889	0.93	1623	5.2	1.07	1563	6.3				
326.333	0.76	1623	4.3	0.88	1563	5.2				
GST09 - 3W □□□ 1E	40.136	5.14	1344	35	5.94	1294	42			
	43.267	4.57	1290	32	5.28	1242	39			
	49.167	4.57	1466	29	5.28	1411	34			
	53.044	3.99	1379	26	4.61	1328	32			
	60.278	3.98	1565	23	4.60	1507	28			
	71.867	3.15	1477	20	3.64	1422	23			
	81.667	2.97	1584	17	3.44	1525	21			
	93.541	2.65	1613	15	3.06	1553	18			
	99.167	2.47	1596	14	2.85	1537	17			
	113.585	2.18	1613	12	2.52	1553	15			
	129.074	1.92	1612	11	2.21	1552	13			
	141.289	1.75	1613	9.9	2.02	1553	12			
	160.556	1.55	1623	8.7	1.79	1563	11			
	GST09 - 3W □□□ 1F	40.136	5.14	1344	35	5.94	1294	42		C, D
		43.267	4.57	1290	32	5.28	1242	39		C, D
49.167		4.57	1466	29	5.28	1411	34		C, D	
53.044		3.99	1379	26	4.61	1328	32		C, D	
60.278		3.98	1565	23	4.60	1507	28		C, D	
71.867		3.15	1477	20	3.64	1422	23		C, D	
81.667		2.97	1584	17	3.44	1525	21		C, D	
93.541		2.65	1613	15	3.06	1553	18		C, D	
99.167		2.47	1596	14	2.85	1537	17		C, D	

For dimensions, see page 3-133 onwards.

# Helical gearbox selection table

## Gearbox with free input shaft



$M_2 \text{ perm} \leq 1623 \text{ Nm}$		GST09-3W □□□							
Gearbox with free input shaft	i	50 Hz			60 Hz			50 Hz	60 Hz
		$P_1 \text{ perm}$	$M_2 \text{ perm}$	$n_2$	$P_1 \text{ perm}$	$M_2 \text{ perm}$	$n_2$	Consultation required for mounting position	
		[kW]	[Nm]	[rpm]	[kW]	[Nm]	[rpm]		
		<b><math>n_1 = 700 \text{ rpm}</math></b>			<b><math>n_1 = 840 \text{ rpm}</math></b>				
GST09 - 3W □□□ 1C	40.136	1.23	646	17	1.48	646	21		
	93.541	0.85	1040	7.5	1.02	1040	9.0		
	113.585	0.85	1263	6.2	1.02	1263	7.4		
	129.074	0.85	1435	5.4	1.02	1435	6.5		
	141.289	0.71	1313	5.0	0.86	1313	6.0		
	160.556	0.71	1492	4.4	0.86	1492	5.2		
	182.844	0.55	1312	3.8	0.66	1312	4.6		
	207.778	0.55	1491	3.4	0.66	1491	4.0		
	236.622	0.52	1613	3.0	0.63	1613	3.6		
	252.167	0.48	1570	2.8	0.57	1570	3.3		
	268.889	0.46	1623	2.6	0.56	1623	3.1		
	326.333	0.38	1623	2.2	0.46	1623	2.6		
	363.000	0.34	1613	1.9	0.41	1613	2.3		
	412.500	0.30	1623	1.7	0.36	1623	2.0		
GST09 - 3W □□□ 1D	40.136	1.90	995	17	2.28	995	21		
	43.267	1.64	928	16	1.97	928	19		
	49.167	1.64	1054	14	1.97	1054	17		
	53.044	1.64	1138	13	1.97	1138	16		
	60.278	1.64	1293	12	1.97	1293	14		
	71.867	1.58	1477	9.7	1.89	1477	12		
	81.667	1.49	1584	8.6	1.78	1584	10		
	93.541	1.32	1613	7.5	1.59	1613	9.0		
	99.167	1.23	1596	7.1	1.48	1596	8.5		
	113.585	1.09	1613	6.2	1.31	1613	7.4		
	129.074	0.96	1612	5.4	1.15	1612	6.5		
	141.289	0.88	1613	5.0	1.05	1613	6.0		
	160.556	0.78	1623	4.4	0.93	1623	5.2		
	182.844	0.68	1613	3.8	0.81	1613	4.6		
	207.778	0.60	1623	3.4	0.72	1623	4.0		
	236.622	0.52	1613	3.0	0.63	1613	3.6		
252.167	0.49	1623	2.8	0.59	1623	3.3			
268.889	0.46	1623	2.6	0.56	1623	3.1			
326.333	0.38	1623	2.2	0.46	1623	2.6			
GST09 - 3W □□□ 1E	40.136	2.57	1344	17	3.08	1344	21		
	43.267	2.29	1290	16	2.74	1290	19		
	49.167	2.29	1466	14	2.74	1466	17		
	53.044	1.99	1379	13	2.39	1379	16		
	60.278	1.99	1565	12	2.39	1565	14		
	71.867	1.58	1477	9.7	1.89	1477	12		
	81.667	1.49	1584	8.6	1.78	1584	10		
	93.541	1.32	1613	7.5	1.59	1613	9.0		
	99.167	1.23	1596	7.1	1.48	1596	8.5		
	113.585	1.09	1613	6.2	1.31	1613	7.4		
	129.074	0.96	1612	5.4	1.15	1612	6.5		
	141.289	0.88	1613	5.0	1.05	1613	6.0		
160.556	0.78	1623	4.4	0.93	1623	5.2			
GST09 - 3W □□□ 1F	40.136	2.57	1344	17	3.08	1344	21		
	43.267	2.29	1290	16	2.74	1290	19		
	49.167	2.29	1466	14	2.74	1466	17		
	53.044	1.99	1379	13	2.39	1379	16		
	60.278	1.99	1565	12	2.39	1565	14		
	71.867	1.58	1477	9.7	1.89	1477	12		
	81.667	1.49	1584	8.6	1.78	1584	10		
	99.167	1.23	1596	7.1	1.48	1596	8.5		

For dimensions, see page 3-133 onwards.

# Helical gearbox selection table

Gearbox with free input shaft

$M_{2 \text{ perm}} \leq 2933 \text{ Nm}$		GST11-2W □□□							
Gearbox with free input shaft	i	50 Hz			60 Hz			50 Hz	60 Hz
		$P_{1 \text{ perm}}$	$M_{2 \text{ perm}}$	$n_2$	$P_{1 \text{ perm}}$	$M_{2 \text{ perm}}$	$n_2$	Consultation required for mounting position	
		[kW]	[Nm]	[rpm]	[kW]	[Nm]	[rpm]		
GST11 - 2W □□□ 1F		<b><math>n_1 = 2800 \text{ rpm}</math></b>			<b><math>n_1 = 3360 \text{ rpm}</math></b>				
	12.571	27.29	1135	223				C, D	
	14.286	27.29	1290	196				C, D	
	20.289	18.99	1275	138				C, D	
	23.056	18.99	1449	121				C, D	
	24.933	15.87	1310	112				C, D	
	28.333	15.87	1488	99				C, D	
	32.267	12.75	1362	87				C, D	
	36.667	12.75	1547	76				C, D	
	39.160	10.65	1380	72				C, D	
	44.500	10.65	1568	63				C, D	
	49.500	8.54	1399	57				C, D	
56.250	8.54	1589	50				C, D		
GST11 - 2W □□□ 1G	11.200	52.14	1933	250				C, D	
	12.571	45.34	1886	223				C, D	
	14.286	44.30	2094	196				C, D	
	15.400	39.08	1991	182				C, D	
	17.500	38.67	2240	160				C, D	
	20.289	31.50	2115	138				C, D	
	23.056	31.01	2366	121				C, D	
	24.933	26.41	2179	112				C, D	
	28.333	25.41	2382	99				C, D	
	32.267	21.23	2267	87				C, D	
	36.667	19.63	2382	76				C, D	
	39.160	17.71	2295	72				C, D	
44.500	16.18	2382	63				C, D		
GST11 - 2W □□□ 1F		<b><math>n_1 = 1400 \text{ rpm}</math></b>			<b><math>n_1 = 1680 \text{ rpm}</math></b>				
	12.571	16.80	1398	111	19.41	1346	134		C, D
	14.286	16.80	1588	98	19.41	1529	118		C, D
	20.289	11.69	1570	69	13.51	1511	83		C, D
	23.056	11.69	1784	61	13.51	1718	73		C, D
	24.933	9.77	1613	56	11.29	1553	67		C, D
	28.333	9.77	1832	49	11.29	1765	59		C, D
	32.267	7.85	1676	43	9.07	1614	52		C, D
	36.667	7.85	1905	38	9.07	1834	46		C, D
	39.160	6.55	1699	36	7.57	1636	43		C, D
	44.500	6.55	1930	32	7.57	1859	38		C, D
	49.500	5.26	1722	28	6.07	1658	34		C, D
56.250	5.26	1957	25	6.07	1885	30		C, D	
GST11 - 2W □□□ 1G	6.400	32.97	1397	219	38.10	1345	263		C, D
	9.856	32.97	2151	142	38.10	2071	171		C, D
	11.200	32.10	2380	125	37.09	2291	150		C, D
	12.571	27.91	2322	111	32.25	2236	134		C, D
	14.286	27.27	2579	98	31.51	2483	118		C, D
	15.400	24.06	2452	91	27.80	2361	109		C, D
	17.500	23.81	2758	80	27.51	2655	96		C, D
	20.289	19.39	2604	69	22.41	2508	83		C, D
	23.056	19.09	2913	61	22.06	2805	73		C, D
	24.933	16.26	2684	56	18.79	2584	67		C, D
	28.333	15.64	2933	49	18.07	2824	59		C, D
	32.267	13.07	2791	43	15.10	2687	52		C, D
36.667	12.09	2933	38	13.97	2824	46		C, D	
39.160	10.90	2826	36	12.60	2721	43		C, D	
44.500	9.96	2933	32	11.51	2824	38		C, D	
GST11 - 2W □□□ 1H	4.056	55.52	1490	345	64.15	1435	414		C, D
	4.457	54.45	1606	314	62.92	1547	377		C, D
	5.324	45.24	1594	263	52.28	1535	316		C, D
	5.850	45.76	1772	239	52.87	1706	287		C, D
	6.400	42.51	1801	219	49.12	1734	263		C, D
	6.864	45.46	2065	204	52.53	1989	245		C, D
	7.800	40.94	2114	180	47.31	2035	215		C, D

For dimensions, see page 3-133 onwards.



# Helical gearbox selection table

## Gearbox with free input shaft



$M_2 \text{ perm} \leq 2933 \text{ Nm}$		GST11-2W □□□								
Gearbox with free input shaft	i	50 Hz			60 Hz			50 Hz	60 Hz	
		$P_1 \text{ perm}$	$M_2 \text{ perm}$	$n_2$	$P_1 \text{ perm}$	$M_2 \text{ perm}$	$n_2$	Consultation required for mounting position		
		[kW]	[Nm]	[rpm]	[kW]	[Nm]	[rpm]			
GST11 - 2W □□□ 1H		<b><math>n_1 = 1400 \text{ rpm}</math></b>			<b><math>n_1 = 1680 \text{ rpm}</math></b>					
	9.010	37.89	2259	155	43.78	2176	187	C, D		
	9.856	35.65	2325	142	41.19	2239	171	C, D		
	11.200	32.10	2380	125	37.09	2291	150	C, D		
	12.571	30.29	2520	111	35.00	2427	134	C, D		
	14.286	27.27	2579	98	31.51	2483	118	C, D		
	15.400	26.44	2695	91	30.55	2595	109	C, D		
	17.500	23.81	2758	80	27.51	2655	96	C, D		
	20.289	20.53	2756	69	23.72	2654	83	C, D		
	23.056	19.09	2913	61	22.06	2805	73	C, D		
	24.933	16.83	2777	56	19.45	2674	67	C, D		
	28.333	15.64	2933	49	18.07	2824	59	C, D		
	GST11 - 2W □□□ 1K	4.056	55.52	1490	345	64.15	1435	414	C, D	
		4.457	54.45	1606	314	62.92	1547	377	C, D	
		5.324	45.24	1594	263	52.28	1535	316	C, D	
		5.850	45.76	1772	239	52.87	1706	287	C, D	
		6.400	42.51	1801	219	49.12	1734	263	C, D	
		6.864	45.46	2065	204	52.53	1989	245	C, D	
		7.800	40.94	2114	180	47.31	2035	215	C, D	
9.010		37.89	2259	155	43.78	2176	187	C, D		
9.856		35.65	2325	142	41.19	2239	171	C, D		
11.200		32.10	2380	125	37.09	2291	150	C, D		
12.571		30.29	2520	111	35.00	2427	134	C, D		
14.286		27.27	2579	98	31.51	2483	118	C, D		
15.400		26.44	2695	91	30.55	2595	109	C, D		
17.500		23.81	2758	80	27.51	2655	96	C, D		
GST11 - 2W □□□ 1F			<b><math>n_1 = 700 \text{ rpm}</math></b>			<b><math>n_1 = 840 \text{ rpm}</math></b>				
		12.571	8.40	1398	56	10.08	1398	67		
		14.286	8.40	1588	49	10.08	1588	59		
		20.289	5.84	1570	35	7.01	1570	41		
		23.056	5.84	1784	30	7.01	1784	36		
	24.933	4.89	1613	28	5.86	1613	34			
	28.333	4.89	1832	25	5.86	1832	30			
	32.267	3.93	1676	22	4.71	1676	26			
	36.667	3.93	1905	19	4.71	1905	23			
	39.160	3.28	1699	18	3.93	1699	22			
	44.500	3.28	1930	16	3.93	1930	19			
	49.500	2.63	1722	14	3.15	1722	17			
	56.250	2.63	1957	12	3.15	1957	15			
	GST11 - 2W □□□ 1G	6.400	16.48	1397	109	19.78	1397	131		
		9.856	16.48	2151	71	19.78	2151	85		
		11.200	16.05	2380	63	19.26	2380	75		
		12.571	13.96	2322	56	16.75	2322	67		
		14.286	13.64	2579	49	16.36	2579	59		
		15.400	12.03	2452	46	14.43	2452	55		
17.500		11.90	2758	40	14.29	2758	48			
20.289		9.70	2604	35	11.64	2604	41			
23.056		9.55	2913	30	11.46	2913	36			
24.933		8.13	2684	28	9.76	2684	34			
28.333		7.82	2933	25	9.38	2933	30			
32.267		6.53	2791	22	7.84	2791	26			
36.667		6.04	2933	19	7.25	2933	23			
39.160		5.45	2826	18	6.54	2826	22			
44.500		4.98	2933	16	5.98	2933	19			
GST11 - 2W □□□ 1H		4.056	27.76	1490	173	33.31	1490	207		
		4.457	27.23	1606	157	32.67	1606	189		
		5.324	22.62	1594	132	27.14	1594	158		
		5.850	22.88	1772	120	27.45	1772	144		
	6.400	21.25	1801	109	25.50	1801	131			
	6.864	22.73	2065	102	27.28	2065	122			
	7.800	20.47	2114	90	24.56	2114	108			

For dimensions, see page 3-133 onwards.

# Helical gearbox selection table

Gearbox with free input shaft

$M_{2 \text{ perm}} \leq 2933 \text{ Nm}$		GST11-2W □□□								
Gearbox with free input shaft	i	50 Hz			60 Hz			50 Hz	60 Hz	
		$P_{1 \text{ perm}}$	$M_{2 \text{ perm}}$	$n_2$	$P_{1 \text{ perm}}$	$M_{2 \text{ perm}}$	$n_2$	Consultation required for mounting position		
		[kW]	[Nm]	[rpm]	[kW]	[Nm]	[rpm]			
		<b><math>n_1 = 700 \text{ rpm}</math></b>			<b><math>n_1 = 840 \text{ rpm}</math></b>					
GST11 - 2W □□□ 1H	9.010	18.95	2259	78	22.73	2259	93			
	9.856	17.82	2325	71	21.39	2325	85			
	11.200	16.05	2380	63	19.26	2380	75			
	12.571	15.15	2520	56	18.18	2520	67			
	14.286	13.64	2579	49	16.36	2579	59			
	15.400	13.22	2695	46	15.86	2695	55			
	17.500	11.90	2758	40	14.29	2758	48			
	20.289	10.26	2756	35	12.32	2756	41			
	23.056	9.55	2913	30	11.46	2913	36			
	24.933	8.41	2777	28	10.10	2777	34			
	28.333	7.82	2933	25	9.38	2933	30			
	GST11 - 2W □□□ 1K	4.056	27.76	1490	173	33.31	1490	207		
		4.457	27.23	1606	157	32.67	1606	189		
5.324		22.62	1594	132	27.14	1594	158			
5.850		22.88	1772	120	27.45	1772	144			
6.400		21.25	1801	109	25.50	1801	131			
6.864		22.73	2065	102	27.28	2065	122			
7.800		20.47	2114	90	24.56	2114	108			
9.010		18.95	2259	78	22.73	2259	93			
9.856		17.82	2325	71	21.39	2325	85			
11.200		16.05	2380	63	19.26	2380	75			
12.571		15.15	2520	56	18.18	2520	67			
14.286		13.64	2579	49	16.36	2579	59			
15.400		13.22	2695	46	15.86	2695	55			
17.500	11.90	2758	40	14.29	2758	48				

For dimensions, see page 3-133 onwards.

# Helical gearbox selection table

## Gearbox with free input shaft



$M_{2 \text{ perm}} \leq 2848 \text{ Nm}$		GST11-3W □□□							
Gearbox with free input shaft	i	50 Hz			60 Hz			50 Hz	60 Hz
		$P_{1 \text{ perm}}$	$M_{2 \text{ perm}}$	$n_2$	$P_{1 \text{ perm}}$	$M_{2 \text{ perm}}$	$n_2$	Consultation required for mounting position	
		[kW]	[Nm]	[rpm]	[kW]	[Nm]	[rpm]		
		<b><math>n_1 = 1400 \text{ rpm}</math></b>			<b><math>n_1 = 1680 \text{ rpm}</math></b>				
GST11 - 3W □□□ 1D	40.816	4.54	1208	34	5.24	1163	41		
	44.000	4.54	1302	32	5.24	1254	38		
	50.000	4.54	1479	28	5.24	1425	34		
	57.968	4.54	1715	24	5.24	1652	29		
	129.074	3.18	2678	11	3.68	2579	13		
	146.993	2.81	2695	9.5	3.25	2595	11		
	158.194	2.72	2810	8.9	3.15	2706	11		
	180.156	2.29	2695	7.8	2.65	2595	9.3		
	207.778	2.07	2810	6.7	2.40	2706	8.1		
	236.622	1.75	2695	5.9	2.02	2595	7.1		
	252.167	1.71	2810	5.6	1.98	2706	6.7		
	268.889	1.62	2848	5.2	1.88	2743	6.3		
	326.333	1.34	2848	4.3	1.55	2743	5.2		
	363.000	1.14	2695	3.9	1.32	2595	4.6		
412.500	1.06	2848	3.4	1.22	2743	4.1			
GST11 - 3W □□□ 1E	40.816	7.38	1963	34	8.52	1890	41		
	44.000	7.38	2116	32	8.52	2037	38		
	50.000	7.38	2404	28	8.52	2315	34		
	57.968	6.82	2577	24	7.88	2481	29		
	61.250	6.35	2535	23	7.34	2441	27		
	71.011	5.70	2637	20	6.58	2539	24		
	80.694	5.30	2787	17	6.12	2683	21		
	87.267	4.67	2656	16	5.40	2558	19		
	99.167	4.35	2810	14	5.02	2706	17		
	112.933	3.66	2695	12	4.23	2595	15		
	129.074	3.34	2810	11	3.86	2706	13		
	146.993	2.81	2695	9.5	3.25	2595	11		
	158.194	2.72	2810	8.9	3.15	2706	11		
	180.156	2.29	2695	7.8	2.65	2595	9.3		
207.778	2.07	2810	6.7	2.40	2706	8.1			
236.622	1.75	2695	5.9	2.02	2595	7.1			
252.167	1.71	2810	5.6	1.98	2706	6.7			
268.889	1.62	2848	5.2	1.88	2743	6.3			
326.333	1.34	2848	4.3	1.55	2743	5.2			
GST11 - 3W □□□ 1F	40.816	9.58	2550	34	11.07	2455	41		C, D
	44.000	8.40	2410	32	9.71	2321	38		C, D
	50.000	8.36	2725	28	9.66	2624	34		C, D
	57.968	6.82	2577	24	7.88	2481	29		C, D
	61.250	6.83	2725	23	7.89	2624	27		C, D
	71.011	5.70	2637	20	6.58	2539	24		C, D
	80.694	5.30	2787	17	6.12	2683	21		C, D
	87.267	4.67	2656	16	5.40	2558	19		C, D
	99.167	4.35	2810	14	5.02	2706	17		C, D
	112.933	3.66	2695	12	4.23	2595	15		C, D
	129.074	3.34	2810	11	3.86	2706	13		C, D
	146.993	2.81	2695	9.5	3.25	2595	11		C, D
	158.194	2.72	2810	8.9	3.15	2706	11		C, D
	180.156	2.29	2695	7.8	2.65	2595	9.3		C, D
GST11 - 3W □□□ 1G	40.816	9.58	2550	34	11.07	2455	41		C, D
	44.000	8.40	2410	32	9.71	2321	38		C, D
	50.000	8.36	2725	28	9.66	2624	34		C, D
	57.968	6.82	2577	24	7.88	2481	29		C, D
	61.250	6.83	2725	23	7.89	2624	27		C, D
	71.011	5.70	2637	20	6.58	2539	24		C, D
	80.694	5.30	2787	17	6.12	2683	21		C, D
	87.267	4.67	2656	16	5.40	2558	19		C, D
	99.167	4.35	2810	14	5.02	2706	17		C, D
	112.933	3.66	2695	12	4.23	2595	15		C, D

For dimensions, see page 3-133 onwards.

# Helical gearbox selection table

Gearbox with free input shaft

$M_2 \text{ perm} \leq 2848 \text{ Nm}$		GST11-3W □□□							
Gearbox with free input shaft	i	50 Hz			60 Hz			50 Hz	60 Hz
		$P_{1 \text{ perm}}$	$M_2 \text{ perm}$	$n_2$	$P_{1 \text{ perm}}$	$M_2 \text{ perm}$	$n_2$	Consultation required for mounting position	
		[kW]	[Nm]	[rpm]	[kW]	[Nm]	[rpm]		
		<b><math>n_1 = 700 \text{ rpm}</math></b>			<b><math>n_1 = 840 \text{ rpm}</math></b>				
GST11 - 3W □□□ 1D	40.816	2.27	1208	17	2.72	1208	21		
	44.000	2.27	1302	16	2.72	1302	19		
	50.000	2.27	1479	14	2.72	1479	17		
	57.968	2.27	1715	12	2.72	1715	15		
	129.074	1.59	2678	5.4	1.91	2678	6.5		
	146.993	1.41	2695	4.8	1.69	2695	5.7		
	158.194	1.36	2810	4.4	1.63	2810	5.3		
	180.156	1.15	2695	3.9	1.38	2695	4.7		
	207.778	1.04	2810	3.4	1.24	2810	4.0		
	236.622	0.87	2695	3.0	1.05	2695	3.6		
	252.167	0.85	2810	2.8	1.03	2810	3.3		
	268.889	0.81	2848	2.6	0.97	2848	3.1		
	326.333	0.67	2848	2.2	0.80	2848	2.6		
	363.000	0.57	2695	1.9	0.68	2695	2.3		
412.500	0.53	2848	1.7	0.64	2848	2.0			
GST11 - 3W □□□ 1E	40.816	3.69	1963	17	4.43	1963	21		
	44.000	3.69	2116	16	4.43	2116	19		
	50.000	3.69	2404	14	4.43	2404	17		
	57.968	3.41	2577	12	4.09	2577	15		
	61.250	3.17	2535	11	3.81	2535	14		
	71.011	2.85	2637	9.9	3.42	2637	12		
	80.694	2.65	2787	8.7	3.18	2787	10		
	87.267	2.33	2656	8.0	2.80	2656	9.6		
	99.167	2.17	2810	7.1	2.61	2810	8.5		
	112.933	1.83	2695	6.2	2.20	2695	7.4		
	129.074	1.67	2810	5.4	2.00	2810	6.5		
	146.993	1.41	2695	4.8	1.69	2695	5.7		
	158.194	1.36	2810	4.4	1.63	2810	5.3		
	180.156	1.15	2695	3.9	1.38	2695	4.7		
207.778	1.04	2810	3.4	1.24	2810	4.0			
236.622	0.87	2695	3.0	1.05	2695	3.6			
252.167	0.85	2810	2.8	1.03	2810	3.3			
268.889	0.81	2848	2.6	0.97	2848	3.1			
326.333	0.67	2848	2.2	0.80	2848	2.6			
GST11 - 3W □□□ 1F	40.816	4.79	2550	17	5.75	2550	21		
	44.000	4.20	2410	16	5.04	2410	19		
	50.000	4.18	2725	14	5.02	2725	17		
	57.968	3.41	2577	12	4.09	2577	15		
	61.250	3.41	2725	11	4.10	2725	14		
	71.011	2.85	2637	9.9	3.42	2637	12		
	80.694	2.65	2787	8.7	3.18	2787	10		
	87.267	2.33	2656	8.0	2.80	2656	9.6		
	99.167	2.17	2810	7.1	2.61	2810	8.5		
	112.933	1.83	2695	6.2	2.20	2695	7.4		
	129.074	1.67	2810	5.4	2.00	2810	6.5		
	146.993	1.41	2695	4.8	1.69	2695	5.7		
	158.194	1.36	2810	4.4	1.63	2810	5.3		
	180.156	1.15	2695	3.9	1.38	2695	4.7		
GST11 - 3W □□□ 1G	40.816	4.79	2550	17	5.75	2550	21		
	44.000	4.20	2410	16	5.04	2410	19		
	50.000	4.18	2725	14	5.02	2725	17		
	57.968	3.41	2577	12	4.09	2577	15		
	61.250	3.41	2725	11	4.10	2725	14		
	71.011	2.85	2637	9.9	3.42	2637	12		
	80.694	2.65	2787	8.7	3.18	2787	10		
	87.267	2.33	2656	8.0	2.80	2656	9.6		
	99.167	2.17	2810	7.1	2.61	2810	8.5		
	112.933	1.83	2695	6.2	2.20	2695	7.4		

For dimensions, see page 3-133 onwards.

# Helical gearbox selection table

## Gearbox with free input shaft



$M_2 \text{ perm} \leq 5786 \text{ Nm}$		GST14-2W □□□							
Gearbox with free input shaft	i	50 Hz			60 Hz			50 Hz	60 Hz
		$P_1 \text{ perm}$	$M_2 \text{ perm}$	$n_2$	$P_1 \text{ perm}$	$M_2 \text{ perm}$	$n_2$	Consultation required for mounting position	
		[kW]	[Nm]	[rpm]	[kW]	[Nm]	[rpm]		
GST14 - 2W □□□ 1G	20.044 22.778 24.567 27.917 32.267 36.667 39.160 44.500 49.500 56.250	<b><math>n_1 = 2800 \text{ rpm}</math></b>			<b><math>n_1 = 3360 \text{ rpm}</math></b>				
		38.05	2524	140				C, D	
		38.05	2868	123				C, D	
		32.55	2646	114				C, D	
		32.55	3007	100				C, D	
		25.66	2739	87				C, D	
		25.66	3113	76				C, D	
		21.50	2787	72				C, D	
		21.50	3167	63				C, D	
		17.32	2836	57				C, D	
17.32	3223	50				C, D			
GST14 - 2W □□□ 1G	20.044 22.778 24.567 27.917 32.267 36.667 39.160 44.500 49.500 56.250	<b><math>n_1 = 1400 \text{ rpm}</math></b>			<b><math>n_1 = 1680 \text{ rpm}</math></b>				
		23.43	3108	70	27.07	2993	84		C, D
		23.43	3532	62	27.07	3401	74		C, D
		20.04	3258	57	23.16	3137	68		C, D
		20.04	3703	50	23.16	3565	60		C, D
		15.79	3373	43	18.25	3248	52		C, D
		15.79	3833	38	18.25	3691	46		C, D
		13.24	3431	36	15.30	3304	43		C, D
		13.24	3899	32	15.30	3755	38		C, D
		10.66	3492	28	12.32	3363	34		C, D
10.66	3969	25	12.32	3822	30		C, D		
GST14 - 2W □□□ 1H	5.200 5.714 6.286 8.027 8.800 9.841 11.000 12.362 14.048 15.156 17.222 20.044 22.778 24.567 27.917 32.267 36.667 39.160 44.500	66.36	2284	269	76.68	2199	323		C, D
		66.36	2510	245	76.68	2417	294		C, D
		64.96	2702	223	75.06	2602	267		C, D
		56.04	2977	174	64.76	2867	209		C, D
		64.17	3737	159	74.14	3599	191		C, D
		48.38	3151	142	55.90	3034	171		C, D
		54.12	3940	127	62.54	3794	153		C, D
		51.04	4176	113	58.97	4021	136		C, D
		45.93	4270	100	53.07	4112	120		C, D
		44.52	4466	92	51.45	4300	111		C, D
		40.05	4565	81	46.28	4396	98		C, D
		36.95	4902	70	42.69	4720	84		C, D
		33.23	5010	62	38.40	4824	74		C, D
		32.20	5236	57	37.21	5042	68		C, D
		28.98	5355	50	33.49	5156	60		C, D
		25.46	5436	43	29.41	5234	52		C, D
23.77	5768	38	27.47	5554	46		C, D		
21.04	5452	36	24.31	5250	43		C, D		
19.65	5786	32	22.70	5572	38		C, D		
GST14 - 2W □□□ 1K	4.225 4.643 5.200 5.714 6.286 7.150 8.027 8.800 9.841 11.000 12.362 14.048 15.156 17.222 20.044 22.778	97.35	2722	331	112.49	2621	398		C, D
		95.12	2923	302	109.91	2815	362		C, D
		88.47	3045	269	102.22	2932	323		C, D
		85.90	3249	245	99.26	3128	294		C, D
		81.66	3397	223	94.36	3271	267		C, D
		73.75	3490	196	85.22	3360	235		C, D
		71.20	3783	174	82.28	3643	209		C, D
		64.17	3737	159	74.14	3599	191		C, D
		59.46	3873	142	68.71	3729	171		C, D
		54.12	3940	127	62.54	3794	153		C, D
		51.04	4176	113	58.97	4021	136		C, D
		45.93	4270	100	53.07	4112	120		C, D
		44.52	4466	92	51.45	4300	111		C, D
		40.05	4565	81	46.28	4396	98		C, D
		36.95	4902	70	42.69	4720	84		C, D
		33.23	5010	62	38.40	4824	74		C, D

For dimensions, see page 3-133 onwards.

# Helical gearbox selection table

Gearbox with free input shaft

$M_{2 \text{ perm}} \leq 5786 \text{ Nm}$		GST14-2W □□□							
Gearbox with free input shaft	i	50 Hz			60 Hz			50 Hz	60 Hz
		$P_{1 \text{ perm}}$	$M_{2 \text{ perm}}$	$n_2$	$P_{1 \text{ perm}}$	$M_{2 \text{ perm}}$	$n_2$	Consultation required for mounting position	
		[kW]	[Nm]	[rpm]	[kW]	[Nm]	[rpm]		
		<b><math>n_1 = 700 \text{ rpm}</math></b>			<b><math>n_1 = 840 \text{ rpm}</math></b>				
GST14 - 2W □□□ 1G	20.044	11.71	3108	35	14.06	3108	42		
	22.778	11.71	3532	31	14.06	3532	37		
	24.567	10.02	3258	29	12.02	3258	34		
	27.917	10.02	3703	25	12.02	3703	30		
	32.267	7.90	3373	22	9.48	3373	26		
	36.667	7.90	3833	19	9.48	3833	23		
	39.160	6.62	3431	18	7.94	3431	22		
	44.500	6.62	3899	16	7.94	3899	19		
	49.500	5.33	3492	14	6.40	3492	17		
	56.250	5.33	3969	12	6.40	3969	15		
GST14 - 2W □□□ 1H	5.200	33.18	2284	135	39.81	2284	162		
	5.714	33.18	2510	123	39.81	2510	147		
	6.286	32.48	2702	111	38.97	2702	134		
	8.027	28.02	2977	87	33.63	2977	105		
	8.800	32.08	3737	80	38.50	3737	96		
	9.841	24.19	3151	71	29.03	3151	85		
	11.000	27.06	3940	64	32.47	3940	76		
	12.362	25.52	4176	57	30.62	4176	68		
	14.048	22.96	4270	50	27.56	4270	60		
	15.156	22.26	4466	46	26.71	4466	55		
	17.222	20.03	4565	41	24.03	4565	49		
	20.044	18.47	4902	35	22.17	4902	42		
	22.778	16.62	5010	31	19.94	5010	37		
	24.567	16.10	5236	29	19.32	5236	34		
	27.917	14.49	5355	25	17.39	5355	30		
	32.267	12.73	5436	22	15.27	5436	26		
	36.667	11.88	5768	19	14.26	5768	23		
	39.160	10.52	5452	18	12.62	5452	22		
44.500	9.82	5786	16	11.79	5786	19			
GST14 - 2W □□□ 1K	4.225	48.68	2722	166	58.41	2722	199		
	4.643	47.56	2923	151	57.07	2923	181		
	5.200	44.23	3045	135	53.08	3045	162		
	5.714	42.95	3249	123	51.54	3249	147		
	6.286	40.83	3397	111	49.00	3397	134		
	7.150	36.87	3490	98	44.25	3490	118		
	8.027	35.60	3783	87	42.72	3783	105		
	8.800	32.08	3737	80	38.50	3737	96		
	9.841	29.73	3873	71	35.68	3873	85		
	11.000	27.06	3940	64	32.47	3940	76		
	12.362	25.52	4176	57	30.62	4176	68		
	14.048	22.96	4270	50	27.56	4270	60		
	15.156	22.26	4466	46	26.71	4466	55		
	17.222	20.03	4565	41	24.03	4565	49		
	20.044	18.47	4902	35	22.17	4902	42		
	22.778	16.62	5010	31	19.94	5010	37		

For dimensions, see page 3-133 onwards.

# Helical gearbox selection table

## Gearbox with free input shaft



$M_{2 \text{ perm}} \leq 5920 \text{ Nm}$		GST14-3W □□□							
Gearbox with free input shaft	i	50 Hz			60 Hz			50 Hz	60 Hz
		$P_{1 \text{ perm}}$	$M_{2 \text{ perm}}$	$n_2$	$P_{1 \text{ perm}}$	$M_{2 \text{ perm}}$	$n_2$	Consultation required for mounting position	
		[kW]	[Nm]	[rpm]	[kW]	[Nm]	[rpm]		
		<b><math>n_1 = 1400 \text{ rpm}</math></b>			<b><math>n_1 = 1680 \text{ rpm}</math></b>				
GST14 - 3W □□□ 1E	42.580	9.16	2543	33	10.59	2449	40		
	48.386	9.16	2890	29	10.59	2783	35		
	93.541	6.22	3791	15	7.18	3651	18		
	106.296	6.22	4308	13	7.18	4148	16		
	130.278	6.22	5280	11	7.18	5084	13		
	139.211	5.32	4825	10	6.14	4646	12		
	158.194	5.32	5483	8.9	6.14	5280	11		
	171.111	5.31	5920	8.2	6.13	5701	9.8		
	204.722	4.27	5699	6.8	4.93	5488	8.2		
	236.622	3.75	5779	5.9	4.33	5565	7.1		
	248.458	3.59	5810	5.6	4.15	5595	6.8		
	268.889	3.38	5920	5.2	3.90	5701	6.3		
	326.333	2.78	5920	4.3	3.22	5701	5.2		
	363.000	2.44	5779	3.9	2.82	5565	4.6		
412.500	2.20	5920	3.4	2.54	5701	4.1			
GST14 - 3W □□□ 1F	40.185	15.76	4129	35	18.21	3976	42	C, D	
	42.580	13.85	3844	33	16.00	3702	40	C, D	
	48.386	13.85	4368	29	16.00	4206	35	C, D	
	53.148	13.79	4779	26	15.94	4602	32	C, D	
	59.321	11.92	4609	24	13.77	4438	28	C, D	
	69.042	10.92	4917	20	12.62	4735	24	C, D	
	78.457	10.92	5587	18	12.62	5380	21	C, D	
	93.541	9.06	5524	15	10.47	5319	18	C, D	
	96.157	9.38	5882	15	10.84	5664	18	C, D	
	106.296	8.54	5920	13	9.87	5701	16	C, D	
	130.278	6.97	5920	11	8.05	5701	13	C, D	
	139.211	6.32	5736	10	7.30	5523	12	C, D	
	158.194	5.74	5920	8.9	6.63	5701	11	C, D	
	171.111	5.31	5920	8.2	6.13	5701	9.8	C, D	
204.722	4.44	5920	6.8	5.13	5701	8.2	C, D		
236.622	3.75	5779	5.9	4.33	5565	7.1	C, D		
248.458	3.65	5920	5.6	4.22	5701	6.8	C, D		
268.889	3.38	5920	5.2	3.90	5701	6.3	C, D		
326.333	2.78	5920	4.3	3.22	5701	5.2	C, D		
GST14 - 3W □□□ 1G	40.185	17.09	4476	35	19.74	4310	42	C, D	
	42.580	15.35	4262	33	17.74	4104	40	C, D	
	48.386	15.35	4843	29	17.74	4663	35	C, D	
	53.148	13.79	4779	26	15.94	4602	32	C, D	
	59.321	13.62	5267	24	15.74	5071	28	C, D	
	69.042	10.92	4917	20	12.62	4735	24	C, D	
	78.457	10.92	5587	18	12.62	5380	21	C, D	
	93.541	9.06	5524	15	10.47	5319	18	C, D	
	96.157	9.38	5882	15	10.84	5664	18	C, D	
	106.296	8.54	5920	13	9.87	5701	16	C, D	
	130.278	6.97	5920	11	8.05	5701	13	C, D	
	139.211	6.32	5736	10	7.30	5523	12	C, D	
	158.194	5.74	5920	8.9	6.63	5701	11	C, D	
	171.111	5.31	5920	8.2	6.13	5701	9.8	C, D	
GST14 - 3W □□□ 1H	40.185	17.09	4476	35	19.74	4310	42	C, D	
	42.580	15.35	4262	33	17.74	4104	40	C, D	
	48.386	15.35	4843	29	17.74	4663	35	C, D	
	53.148	13.79	4779	26	15.94	4602	32	C, D	
	59.321	13.62	5267	24	15.74	5071	28	C, D	
	69.042	10.92	4917	20	12.62	4735	24	C, D	
	78.457	10.92	5587	18	12.62	5380	21	C, D	
	96.157	9.38	5882	15	10.84	5664	18	C, D	

For dimensions, see page 3-133 onwards.

# Helical gearbox selection table

Gearbox with free input shaft

$M_2 \text{ perm} \leq 5920 \text{ Nm}$		GST14-3W □□□							
Gearbox with free input shaft	i	50 Hz			60 Hz			50 Hz	60 Hz
		$P_1 \text{ perm}$	$M_2 \text{ perm}$	$n_2$	$P_1 \text{ perm}$	$M_2 \text{ perm}$	$n_2$	Consultation required for mounting position	
		[kW]	[Nm]	[rpm]	[kW]	[Nm]	[rpm]		
		<b><math>n_1 = 700 \text{ rpm}</math></b>			<b><math>n_1 = 840 \text{ rpm}</math></b>				
GST14 - 3W □□□ 1E	42.580	4.58	2543	16	5.50	2543	20		
	48.386	4.58	2890	15	5.50	2890	17		
	93.541	3.11	3791	7.5	3.73	3791	9.0		
	106.296	3.11	4308	6.6	3.73	4308	7.9		
	130.278	3.11	5280	5.4	3.73	5280	6.5		
	139.211	2.66	4825	5.0	3.19	4825	6.0		
	158.194	2.66	5483	4.4	3.19	5483	5.3		
	171.111	2.65	5920	4.1	3.18	5920	4.9		
	204.722	2.14	5699	3.4	2.56	5699	4.1		
	236.622	1.87	5779	3.0	2.25	5779	3.6		
	248.458	1.79	5810	2.8	2.15	5810	3.4		
	268.889	1.69	5920	2.6	2.03	5920	3.1		
	326.333	1.39	5920	2.2	1.67	5920	2.6		
	363.000	1.22	5779	1.9	1.47	5779	2.3		
412.500	1.10	5920	1.7	1.32	5920	2.0			
GST14 - 3W □□□ 1F	40.185	7.88	4129	17	9.46	4129	21		
	42.580	6.92	3844	16	8.31	3844	20		
	48.386	6.92	4368	15	8.31	4368	17		
	53.148	6.90	4779	13	8.28	4779	16		
	59.321	5.96	4609	12	7.15	4609	14		
	69.042	5.46	4917	10	6.55	4917	12		
	78.457	5.46	5587	8.9	6.55	5587	11		
	93.541	4.53	5524	7.5	5.44	5524	9.0		
	96.157	4.69	5882	7.3	5.63	5882	8.7		
	106.296	4.27	5920	6.6	5.13	5920	7.9		
	130.278	3.49	5920	5.4	4.18	5920	6.5		
	139.211	3.16	5736	5.0	3.79	5736	6.0		
	158.194	2.87	5920	4.4	3.44	5920	5.3		
	171.111	2.65	5920	4.1	3.18	5920	4.9		
	204.722	2.22	5920	3.4	2.66	5920	4.1		
	236.622	1.87	5779	3.0	2.25	5779	3.6		
	248.458	1.83	5920	2.8	2.19	5920	3.4		
268.889	1.69	5920	2.6	2.03	5920	3.1			
326.333	1.39	5920	2.2	1.67	5920	2.6			
GST14 - 3W □□□ 1G	40.185	8.54	4476	17	10.25	4476	21		
	42.580	7.68	4262	16	9.21	4262	20		
	48.386	7.68	4843	15	9.21	4843	17		
	53.148	6.90	4779	13	8.28	4779	16		
	59.321	6.81	5267	12	8.17	5267	14		
	69.042	5.46	4917	10	6.55	4917	12		
	78.457	5.46	5587	8.9	6.55	5587	11		
	93.541	4.53	5524	7.5	5.44	5524	9.0		
	96.157	4.69	5882	7.3	5.63	5882	8.7		
	106.296	4.27	5920	6.6	5.13	5920	7.9		
	130.278	3.49	5920	5.4	4.18	5920	6.5		
	139.211	3.16	5736	5.0	3.79	5736	6.0		
	158.194	2.87	5920	4.4	3.44	5920	5.3		
171.111	2.65	5920	4.1	3.18	5920	4.9			
GST14 - 3W □□□ 1H	40.185	8.54	4476	17	10.25	4476	21		
	42.580	7.68	4262	16	9.21	4262	20		
	48.386	7.68	4843	15	9.21	4843	17		
	53.148	6.90	4779	13	8.28	4779	16		
	59.321	6.81	5267	12	8.17	5267	14		
	69.042	5.46	4917	10	6.55	4917	12		
	78.457	5.46	5587	8.9	6.55	5587	11		
	96.157	4.69	5882	7.3	5.63	5882	8.7		

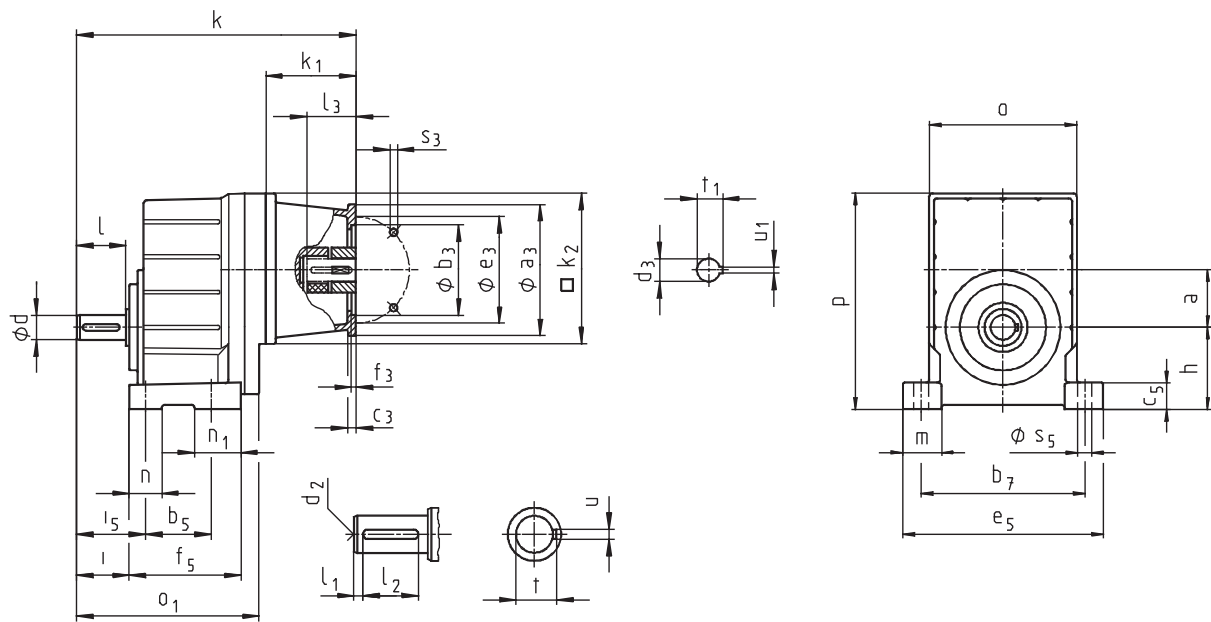
For dimensions, see page 3-133 onwards.





# Helical gearbox dimensions

Gearbox with mounting flange for IEC standard motors



3

Gearbox <b>GST□□-1N VBR</b>		Drive size											
		1A	1B	2B	1C	2C	3C	4C	6C	7C	1D	2D	
		corresponds to IEC motor											
		63	71	63	80	71	71	71	63	80	90	80	
Housing	k <sub>1</sub>	75	77	75	91						115		
	k <sub>2</sub>	120	145	120	145						180		
Flange	a <sub>3</sub>	90	105	90	160	160	105	120	160	120	160		
	b <sub>3</sub> H8	60	70	60	110	110	70	80	110	80	110		
	c <sub>3</sub>	7	8	7	10	10	8	8	10	8	10		
	e <sub>3</sub>	75	85	75	130	130	85	100	130	100	130		
	f <sub>3</sub>	3	3		4	4	3	3.5	4	3.5	4		
	s <sub>3</sub> 4 x	5.5	6.6	5.5	9	9	6.6	6.6	9	6.6	9		
	Required motor shafts	d <sub>3</sub>	11	14	11	19	14	14	14	11	19	24	19
l <sub>3</sub> min		23		30	23	25				23	25	50	40
		23		30	23	40				40	40	50	50
u <sub>1</sub>		4	5	4	6	5	5	5	4	6	8	6	
t <sub>1</sub>		12.5	16	12.5	21.5	16	16	16	12.5	21.5	27	21.5	
Gearbox size	Overall length k												
	04	219	226	219	240						274		
05	247		261									295	
06	270		284						318				
07	313						347						
09	390												

# Helical gearbox dimensions

## Gearbox with mounting flange for IEC standard motors



Gearbox <b>GST□□-1N VBR</b>		Drive size													
		1E	2E	3E	4E	1F	2F	3F	1G	2G	3G	1H	2H	3H	1K
		corresponds to IEC motor													
		100 112	90	80	90	100 112	90	90	132	100 112	132	160	180	132	200
Housing	k <sub>1</sub>	110			130	139		159	180	160	180	214	214	184	244
	k <sub>2</sub>	180			180	180		180	265			300			300
Flange	a <sub>3</sub>	160			188	160		188	300	250	250	350	350	300	400
	b <sub>3</sub> H8	110			130	110		130	230	180	180	250	250	230	300
	c <sub>3</sub>	10			20	10		20	18	18	35	20	20	18	20
	e <sub>3</sub>	130			165	130		165	265	215	215	300	300	265	350
	f <sub>3</sub>	4			4	4		4	4.5			6	6	4.5	6
	s <sub>3</sub> 4 x	9			M10	9		M10	13.5			17.5	17.5	13.5	17.5
Required motor shafts	d <sub>3</sub>	28	24	19	24	28	24	24	38	28	38	42	48	38	55
	l <sub>3</sub> min	30			50	30		50	80	60	80	110	110	80	110
	l <sub>3</sub> max.	60			50	60		50	80	60	80	110	110	80	110
	u <sub>1</sub>	8	8	6	8	8	8	8	10	8	10	12	14	10	16
t <sub>1</sub>	31	27	21.5	27	31	27	27	41	31	41	45	51.5	41	59	
Gearbox size	Overall length k														
05	290			310											
06	313			333	342		362								
07	342			362	371		391	426	406	426	464		434		
09	385			405	414		434	469	449	469	507	507	477	537	

Gearbox size	o*	o <sub>1</sub>	Gearbox p*	h*	a
04	100	134	138	50	36
05	115	165	168	63	45
06	145	191	211	80	56
07	180	223	264	100	70
09	222	271	329	125	89

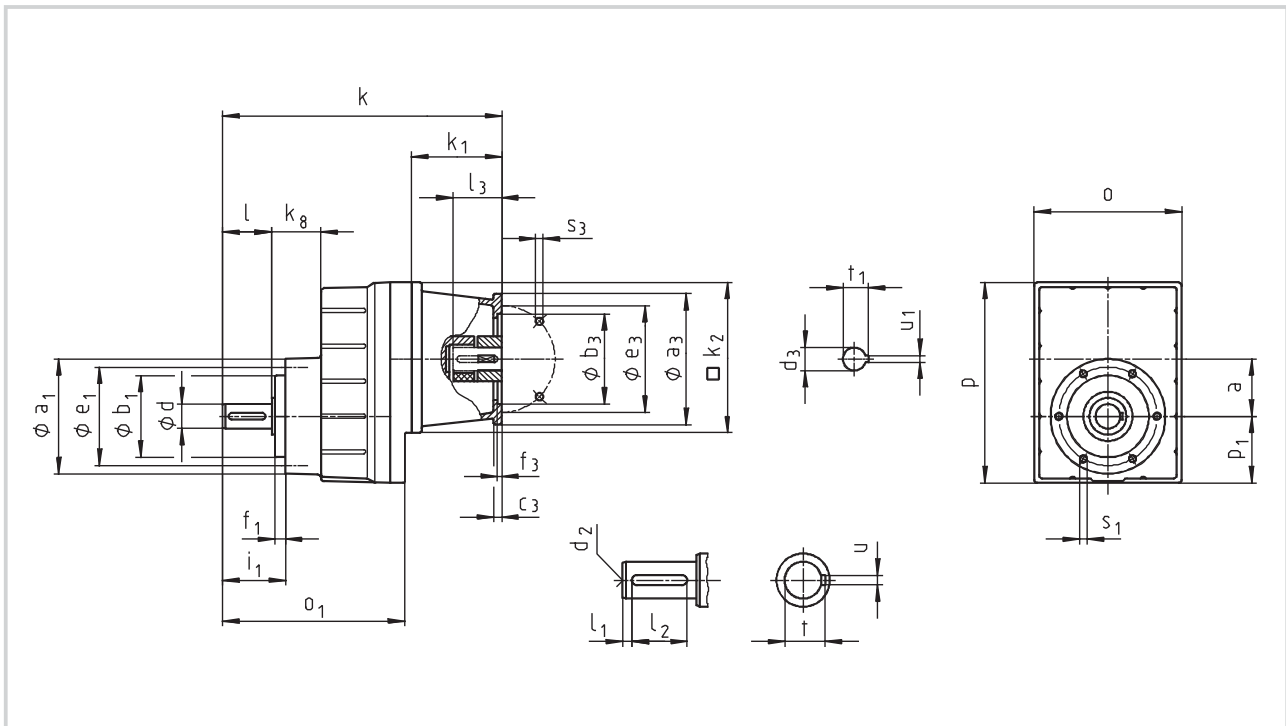
Gearbox size	Solid shaft								Foot									
	d k6	l	l <sub>1</sub>	l <sub>2</sub>	d <sub>2</sub>	u	t	b <sub>5</sub>	b <sub>7</sub>	c <sub>5</sub>	e <sub>5</sub>	f <sub>5</sub>	i	i <sub>5</sub>	m	n	n <sub>1</sub>	s <sub>5</sub>
04	16	32	6	20	M5	5	18	55	105	17	128	80	35	45	24	20	25	9
05	20	40	6	28	M6	6	22.5	70	125	22	154	99	43	56	32	26	29	11
06	25	50	4	40	M10	8	28	72	160	27	194	115	53	68	37	30	43	13.5
07	30	60	7.5	45	M10	8	33	80	200	35	245	137	64	84	48	40	57	18
09	40	80	8.5	63	M16	12	43	105	245	43	296	161	84	107	51	45	56	18

Dimensions in [mm]

\* Observe dimension k<sub>2</sub>; with gearbox size 04 and drive size 1D/2D, dimension k<sub>2</sub> /2>h+a.

# Helical gearbox dimensions

Gearbox with mounting flange for IEC standard motors



3

Gearbox <b>GST□□-1N VCR</b>		Drive size													
		1A	1B	2B	1C	2C	3C	4C	6C	7C	1D	2D			
		corresponds to IEC motor													
		63	71	63	80	71	71	71	63	80	90	80			
Housing	k <sub>1</sub>	75	77	75	91						115				
	k <sub>2</sub>	120	145	120	145						180				
Flange	a <sub>3</sub>	90	105	90	160	160	105	120	160	120	160				
	b <sub>3</sub> H8	60	70	60	110	110	70	80	110	80	110				
	c <sub>3</sub>	7	8	7	10	10	8	8	10	8	10				
	e <sub>3</sub>	75	85	75	130	130	85	100	130	100	130				
	f <sub>3</sub>	3	3		4	4	3	3.5	4	3.5	4				
	s <sub>3</sub> 4 x	5.5	6.6	5.5	9	9	6.6	6.6	9	6.6	9				
Required motor shafts	d <sub>3</sub>	11	14	11	19	14	14	14	11	19	24	19			
	l <sub>3</sub>	min	23	30	23	25						23	25	50	40
		max.	23	30	23	40						40	40	50	50
	u <sub>1</sub>	5	5	4	6	5	5	5	4	6	8	6			
	t <sub>1</sub>	12.5	16	12.5	21.5	16	16	16	12.5	21.5	27	21.5			
Gearbox size	Overall length k														
	04	219	226	219	240						274				
	05	247		261						295					
	06	270		284						318					
	07	313						347							
	09	390						390							

# Helical gearbox dimensions

## Gearbox with mounting flange for IEC standard motors



Gearbox <b>GST□□-1N VCR</b>		Drive size														
		1E	2E	3E	4E	1F	2F	3F	1G	2G	3G	1H	2H	3H	1K	
		corresponds to IEC motor														
		100 112	90	80	90	100 112	90	90	132	100 112	132	160	180	132	200	
Housing	$k_1$	110			130	139		159	180	160	180	214	214	184	244	
	$k_2$	180			180	180		180	265			300			300	
Flange	$a_3$	160			188	160		188	300	250	250	350	350	300	400	
	$b_3$ H8	110			130	110		130	230	180	180	250	250	230	300	
	$c_3$	10			20	10		20	18	18	35	20	20	18	20	
	$e_3$	130			165	130		165	265	215	215	300	300	265	350	
	$f_3$	4			4	4		4	4.5			6	6	4.5	6	
	$s_3$ 4 x	9			M10	9		M10	13.5			17.5	17.5	13.5	17.5	
	Required motor shafts	$d_3$	28	24	19	24	28	24	24	38	28	38	42	48	38	55
$l_3$		min	30			50		30	50	80	60	80	110	110	80	110
		max.	60			50		60	50	80	60	80	110	110	80	110
$u_1$		8	8	6	8	8	8	8	10	8	10	12	14	10	16	
$t_1$		31	27	21.5	27	31	27	27	41	31	41	45	51.5	41	59	
Gearbox size	Overall length $k$															
	05	290			310											
	06	313			333	342		362								
	07	342			362	371		391	426	406	426	464		434		
	09	385			405	414		434	469	449	469	507	507	477	537	

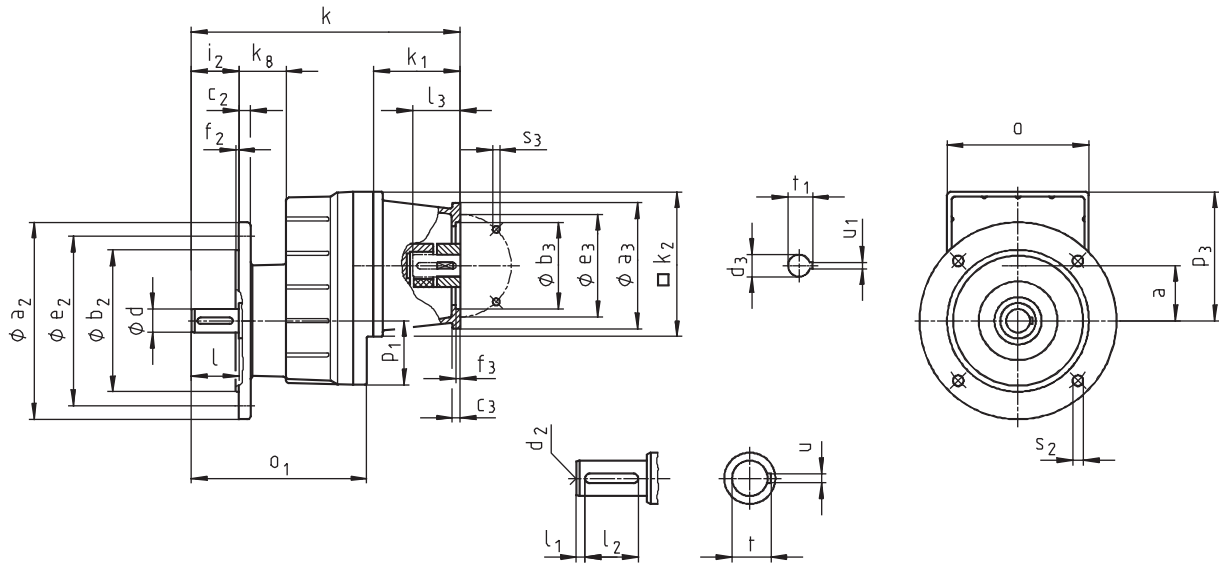
Gearbox size	Gearbox					
	$o^*$	$o_1$	$p^*$	$p_1$	$a$	$k_g$
04	100	134	129	41	36	35
05	115	165	156	51	45	43
06	145	191	194	63	56	48
07	180	223	245	82	70	60
09	222	271	304	101	89	74

Gearbox size	Solid shaft							Threaded pitch circle					
	$d$ k6	$l$	$l_1$	$l_2$	$d_2$	$u$	$t$	$a_1$	$b_1$ h7	$e_1$	$f_1$	$i_1$	$s_1$ 6 x 60°
04	16	32	6	20	M5	5	18	72	48	61	8	43	M5x10
05	20	40	6	28	M6	6	22.5	88	58	74	9	52	M6x12
06	25	50	4	40	M10	8	28	109	70	90	11	64	M8x14
07	30	60	7.5	45	M10	8	33	140	100	120	13	77	M10x18
09	40	80	8.5	63	M16	12	43	174	120	145	15	100	M12x20

Dimensions in [mm] \* Observe dimension  $k_2$ .

# Helical gearbox dimensions

Gearbox with mounting flange for IEC standard motors



3

Gearbox <b>GST□□-1N VCK</b>		Drive size										
		1A	1B	2B	1C	2C	3C	4C	6C	7C	1D	2D
		corresponds to IEC motor										
		63	71	63	80	71	71	71	63	80	90	80
Housing	$k_1$	75	77	75	91				115			
	$k_2$	120	145	120	145				180			
Flange	$a_3$	90	105	90	160	160	105	120	160	120	160	
	$b_3$ H8	60	70	60	110	110	70	80	110	80	110	
	$c_3$	7	8	7	10	10	8	8	10	8	10	
	$e_3$	75	85	75	130	130	85	100	130	100	130	
	$f_3$	3	3		4	4	3	3.5	4	3.5	4	
	$s_3$ 4 x	5.5	6.6	5.5	9	9	6.6	6.6	9	6.6	9	
Required motor shafts	$d_3$	11	14	11	19	14	14	14	11	19	24	19
	$l_3$ min	23	30	23	25				23	25	50	40
	$l_3$ max.	23	30	23	40				40	40	50	50
	$u_1$	4	5	4	6	5	5	5	4	6	8	6
	$t_1$	12.5	16	12.5	21.5	16	16	16	12.5	21.5	27	21.5
Gearbox size		Overall length k										
	04	219	226	219	240				274			
	05		247		261				295			
	06		270		284				318			
	07				313				347			
	09								390			

# Helical gearbox dimensions

## Gearbox with mounting flange for IEC standard motors



Gearbox <b>GST□□-1N VCK</b>		Drive size													
		1E	2E	3E	4E	1F	2F	3F	1G	2G	3G	1H	2H	3H	1K
		corresponds to IEC motor													
		100 112	90	80	90	100 112	90	90	132	100 112	132	160	180	132	200
Housing	k <sub>1</sub>	110			130	139		159	180	160	180	214	214	184	244
	k <sub>2</sub>	180			180	180		180	265			300			300
Flange	a <sub>3</sub>	160			188	160		188	300	250	250	350	350	300	400
	b <sub>3</sub> H8	110			130	110		130	230	180	180	250	250	230	300
	c <sub>3</sub>	10			20	10		20	18	18	35	20	20	18	20
	e <sub>3</sub>	130			165	130		165	265	215	215	300	300	265	350
	f <sub>3</sub>	4			4	4		4	4.5			6	6	4.5	6
	s <sub>3</sub> 4 x	9			M10	9		M10	13.5			17.5	17.5	13.5	17.5
Required motor shafts	d <sub>3</sub>	28	24	19	24	28	24	24	38	28	38	42	48	38	55
	l <sub>3</sub> min.	30			50	30		50	80	60	80	110	110	80	110
	l <sub>3</sub> max.	60			50	60		50	80	60	80	110	110	80	110
	u <sub>1</sub>	8	8	6	8	8	8	8	10	8	10	12	14	10	16
t <sub>1</sub>	31	27	21.5	27	31	27	27	41	31	41	45	51.5	41	59	
Gearbox size	Overall length k														
05	290			310											
06	313			333	342		362								
07	342			362	371		391	426	406	426	464		434		
09	385			405	414		434	469	449	469	507	507	477	537	

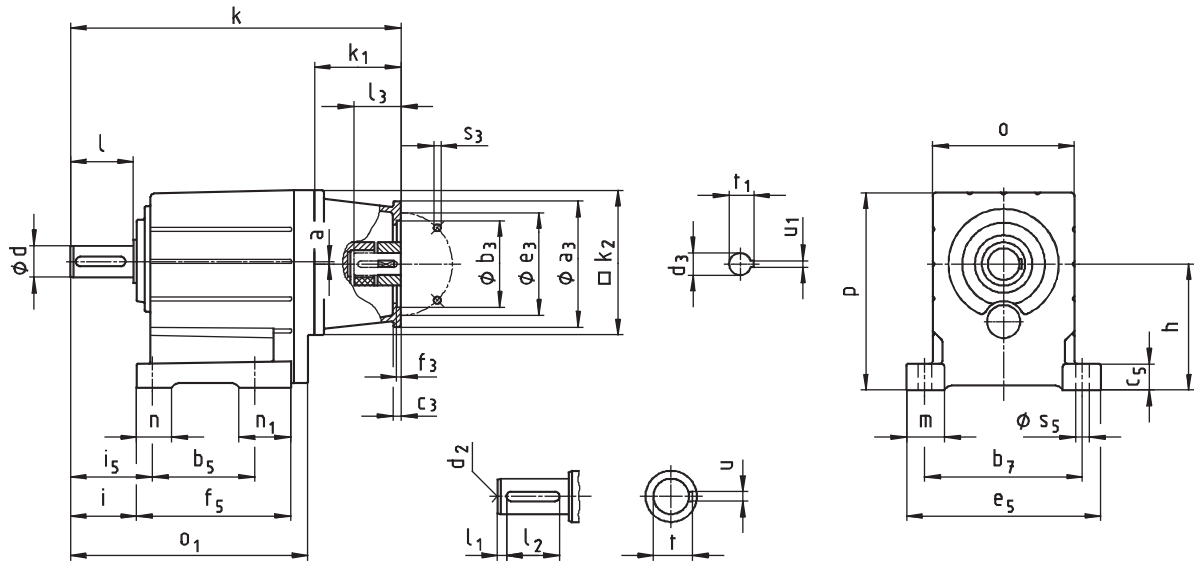
Gearbox size	Gearbox					
	o*	o <sub>1</sub>	p <sub>1</sub>	p <sub>3</sub> *	a	k <sub>g</sub>
04	100	134	41	88	36	35
05	115	165	51	105	45	43
06	145	191	63	131	56	48
07	180	223	82	164	70	60
09	222	271	101	204	89	74

Gearbox size	Solid shaft							Output flange						
	d k6	l	l <sub>1</sub>	l <sub>2</sub>	d <sub>2</sub>	u	t	a <sub>2</sub>	b <sub>2</sub> j7	c <sub>2</sub>	e <sub>2</sub>	f <sub>2</sub>	i <sub>2</sub>	s <sub>2</sub> 4 x 90°
04	16	32	6	20	M5	5	18	120	80	10	100	3	32	7
								140	95		115	3		9
								160	110		130	3.5		9
05	20	40	6	28	M6	6	22.5	120	80	10	100	3	40	7
								140	95	10	115	3		9
								160	110	10	130	3.5		9
								200	130	12	165	3.5		11
06	25	50	4	40	M10	8	28	160	110	12	130	3.5	50	9
								200	130		165			11
07	30	60	7.5	45	M10	8	33	200	130	14	165	3.5	60	11
								250	180		15			215
09	40	80	8.5	63	M16	12	43	250	180	16	215	4	80	13.5
								300	230		18			265

Dimensions in [mm] \* Observe dimension k<sub>2</sub>.

# Helical gearbox dimensions

Gearbox with mounting flange for IEC standard motors



3

Gearbox <b>GST□□-2N VBR</b>		Drive size											
		1A	1B	2B	1C	2C	3C	4C	6C	7C	1D	2D	
		corresponds to IEC motor											
		63	71	63	80	71	71	71	63	80	90	80	
Housing	k <sub>1</sub>	58 **	75	77	75	91						115	
	k <sub>2</sub>	100 **	120	145	120	145						180	
Flange	a <sub>3</sub>	90	105	90	160	160	105	120	160	120	160		
	b <sub>3</sub> H8	60	70	60	110	110	70	80	110	80	110		
	c <sub>3</sub>	7	8	7	10	10	8	8	10	8	10		
	e <sub>3</sub>	75	85	75	130	130	85	100	130	100	130		
	f <sub>3</sub>	3	3		4	4	3	3.5	4	3.5	4		
	s <sub>3</sub> 4 x	5.5	6.6	5.5	9	9	6.6	6.6	9	6.6	9		
Required motor shafts	d <sub>3</sub>	11	14	11	19	14	14	14	11	19	24	19	
	l <sub>3</sub>	min	23	30	23	25				23	25	50	40
		max.	23	30	23	40				40	40	50	50
	u <sub>1</sub>	4	5	4	6	5	5	5	4	6	8	6	
t <sub>1</sub>	12.5	16	12.5	21.5	16	16	16	12.5	21.5	27	21.5		
Gearbox size		Overall length k											
03		209*											
		221											
04			259	266	259			280				314	
05				296				310				344	
06				322				336				370	
07								392				426	
09												489	



# Helical gearbox dimensions

## Gearbox with mounting flange for IEC standard motors



Gearbox <b>GST□□-2N VBR</b>		Drive size														
		1E	2E	3E	4E	1F	2F	3F	1G	2G	3G	1H	2H	3H	1K	2K
		corresponds to IEC motor														
		100 112	90	80	90	100 112	90	90	132	100 112	132	160	180	132	200	225
Housing	$k_1$	110			130	139		159	180	160	180	214	214	184	244	274
	$k_2$	180			180	180		180	265			300			300	
Flange	$a_3$	160			188	160		188	300	250	250	350	350	300	400	450
	$b_3$ H8	110			130	110		130	230	180	180	250	250	230	300	350
	$c_3$	10			20	10		20	18	18	35	20	20	18	20	
	$e_3$	130			165	130		165	265	215	215	300	300	265	350	400
	$f_3$	4			4	4		4	4.5			6	6	4.5	6	
	$s_3$ 4 x 8 x	9			M10	9		M10	13.5			17.5	17.5	13.5	17.5	17.5
Required motor shafts	$d_3$	28	24	19	24	28	24	24	38	28	38	42	48	38	55	60
	$l_3$ min max.	30			50	30		50	80	60	80	110	110	80	110	140
		60			50	60		50	80	60	80	110	110	80	110	140
	$u_1$	8	8	6	8	8	8	8	10	8	10	12	14	10	16	18
$t_1$	31	27	21.5	27	31	27	27	41	31	41	45	51.5	41	59	64	
Gearbox size	Overall length k															
05	339			359												
06	365			385	394		414									
07	421			441	450		470	505	485	505	543		513			
09	484			504	513		533	568	548	568	606	606	576	636		
11	541			561	570		590	625	605	625	663	663	633	693	723	
14								715	695	715	753	753	723	783	813	

Gearbox size	$\sigma_1$	$\sigma_1$	Gearbox $p_1$	$h_1$	a
03	90	127* 139	101	65	2
04	100	174	132	80	0
05	115	214	158.5	100	1
06	145	243	198	125	2
07	180	302	251	160	3
09	222	370	311	200	4
11	270	433	385	250	4
14	328	533	479	315	6

Gearbox size	Solid shaft								Foot									
	d	l	$l_1$	$l_2$	$d_2$	u	t	$b_5$	$b_7$	$c_5$	$e_5$	$f_5$	i	$i_5$	m	n	$n_1$	$s_5$
03	14	28	4	20	M5	5	16	60	91	11	105	84	34	40	20	-	-	6.6
	20	40	5	28	M6	6	22.5						46	52				
04	20	40	5	28	M6	6	22.5	76	105	18	129	112	43	53	25	20	36	9
05	25	50	4	40	M10	8	28	90	125	23	155	139	53	66	33	26	49	11
06	30	60	6	45	M10	8	33	106	160	28	196	157	64	79	38	35	52	13.5
07	40	80	7	63	M16	12	43	130	200	34	247	196	84	104	49	45	66	18
09	50	100	8	80	M16	14	53.5	165	245	44	298	239	105	127.5	54	48	74	18
11	60	120	8	100	M20	18	64	200	300	54	368	280	125	155	69	65	80	22
14	80	160	15	125	M20	22	85	250	380	65	460	340	165	200	85	85	91	26

Dimensions in [mm]

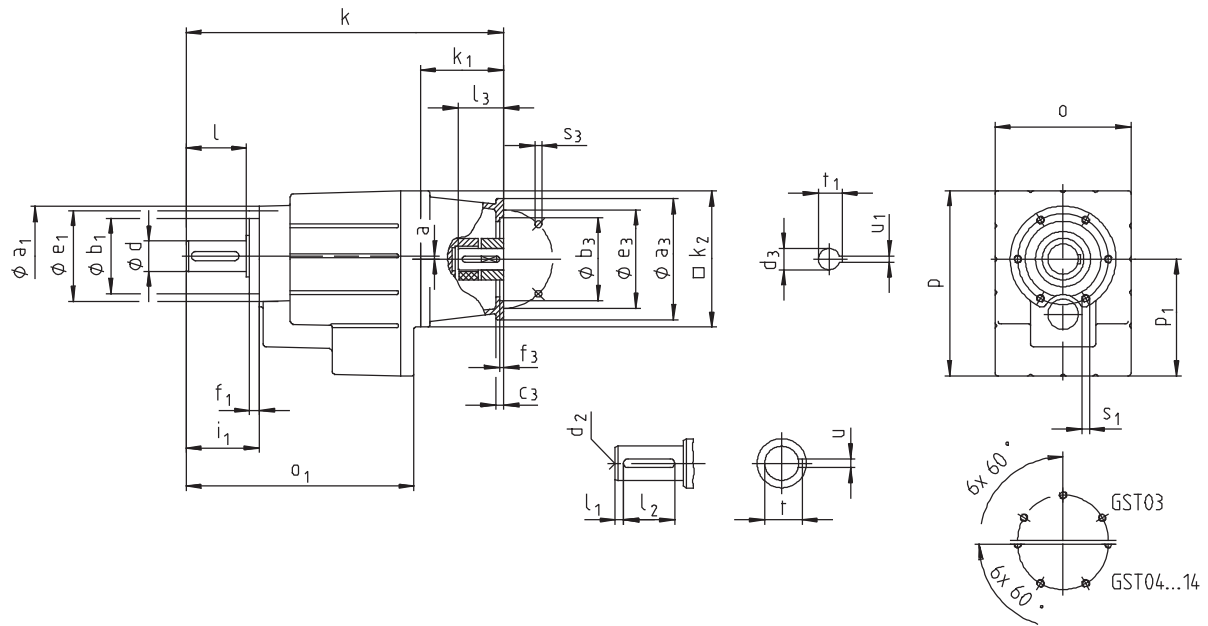
$d \leq 50$  mm: k6  
 $d > 50$  mm: m6

\* Solid shaft  $d=14$   
\*\* With gearbox size 03

<sup>1)</sup> Observe dimension  $k_2$ . With gearbox size 04 and drive size 1D/2D, dimension  $k_2/2 > h-a$

# Helical gearbox dimensions

Gearbox with mounting flange for IEC standard motors



3

Gearbox <b>GST□□-2N VCR</b>		Drive size													
		1A	1B	2B	1C	2C	3C	4C	6C	7C	1D	2D			
		corresponds to IEC motor													
		63	71	63	80	71	71	71	63	80	90	80			
Housing	k <sub>1</sub>	58 **	75	77	75	91						115			
	k <sub>2</sub>	100 **	120	145	120	145						180			
Flange	a <sub>3</sub>	90	105	90	160	160	105	120	160	120	160				
	b <sub>3</sub> H8	60	70	60	110	110	70	80	110	80	110				
	c <sub>3</sub>	7	8	7	10	10	8	8	10	8	10				
	e <sub>3</sub>	75	85	75	130	130	85	100	130	100	130				
	f <sub>3</sub>	3	3		4	4	3	3.5	4	3.5	4				
	s <sub>3</sub> 4 x	5.5	6.6	5.5	9	9	6.6	6.6	9	6.6	9				
Required motor shafts	d <sub>3</sub>	11	14	11	19	14	14	14	11	19	24	19			
	l <sub>3</sub>	min	23	30	23	25						23	25	50	40
		max.	23	30	23	40						40	40	50	50
	u <sub>1</sub>	4	5	4	6	5	5	5	4	6	8	6			
t <sub>1</sub>	12.5	16	12.5	21.5	16	16	16	12.5	21.5	27	21.5				
Gearbox size		Overall length k													
03		209*													
		221													
04			259	266	259			280				314			
05				296				310				344			
06				322				336				370			
07								392				426			
09												489			

# Helical gearbox dimensions

## Gearbox with mounting flange for IEC standard motors



Gearbox <b>GST□□-2N VCR</b>		Drive size																							
		1E	2E	3E	4E	1F	2F	3F	1G	2G	3G	1H	2H	3H	1K	2K									
		corresponds to IEC motor																							
		100 112	90	80	90	100 112	90	90	132	100 112	132	160	180	132	200	225									
Housing	k <sub>1</sub>	110		130		139		159		180		160		180		214		214		184		244		274	
	k <sub>2</sub>	180		180		180		180		265		300		300		300		300		300		300		300	
Flange	a <sub>3</sub>	160		188		160		188		300		250		250		350		350		300		400		450	
	b <sub>3</sub> H8	110		130		110		130		230		180		180		250		250		230		300		350	
	c <sub>3</sub>	10		20		10		20		18		18		35		20		20		18		20		20	
	e <sub>3</sub>	130		165		130		165		265		215		215		300		300		265		350		400	
	f <sub>3</sub>	4		4		4		4		4.5		6		6		4.5		6		6		6		6	
	s <sub>3</sub> 4 x 8 x	9		M10		9		M10		13.5		17.5		17.5		13.5		17.5		17.5		17.5		17.5	
Required motor shafts	d <sub>3</sub>	28	24	19	24	28	24	24	38	28	38	42	48	38	55	60									
	l <sub>3</sub> min max.	30		50		30		50		80		60		80		110		110		80		110		140	
		60		50		60		50		80		60		80		110		110		80		110		140	
	u <sub>1</sub>	8	8	6	8	8	8	8	10	8	10	12	14	10	16	18									
t <sub>1</sub>	31	27	21.5	27	31	27	27	41	31	41	45	51.5	41	59	64										
Gearbox size	Overall length k																								
05	339		359		394		414		505		485		505		543		513		636		723		813		
06	365		385		450		470		568		548		568		606		606		576		693		783		
07	421		441		513		533		625		605		625		663		663		633		783		873		
09	484		504		570		590		685		665		685		723		723		693		843		933		
11	541		561		630		650		745		725		745		783		783		753		903		993		
14	605		625		695		715		810		790		810		848		848		818		968		1058		

Gearbox size	o <sup>1)</sup>	o <sub>1</sub>	Gearbox p <sup>1)</sup>	p <sub>1</sub>	a
03	90	127* 139	100	64	2
04	100	174	129	77	0
05	115	214	156	98	1
06	145	243	194	121	2
07	180	302	245	155	3
09	222	370	304	194	4
11	270	433	378	243	4
14	328	533	470	306	6

Gearbox size	Solid shaft							Threaded pitch circle					
	d	l	l <sub>1</sub>	l <sub>2</sub>	d <sub>2</sub>	u	t	a <sub>1</sub>	b <sub>1</sub> h7	e <sub>1</sub>	f <sub>1</sub>	i <sub>1</sub>	s <sub>1</sub> 6 x 60°
03	14	28	4	20	M5	5	16	71	48	61	8	39	M5x10
	20	40	5	28	M6	6	22.5						
04	20	40	5	28	M6	6	22.5	72	48	61	8	51	M5x10
05	25	50	4	40	M10	8	28	88	58	74	9	62	M6x12
06	30	60	6	45	M10	8	33	109	70	90	10	74	M8x14
07	40	80	7	63	M16	12	43	140	100	120	13	97	M10x18
09	50	100	8	80	M16	14	53.5	174	120	145	15	120	M12x20
11	60	120	8	100	M20	18	64	215	150	185	18	143	M16x26
14	80	160	15	125	M20	22	85	265	195	230	22	187	M20x34

Dimensions in [mm]

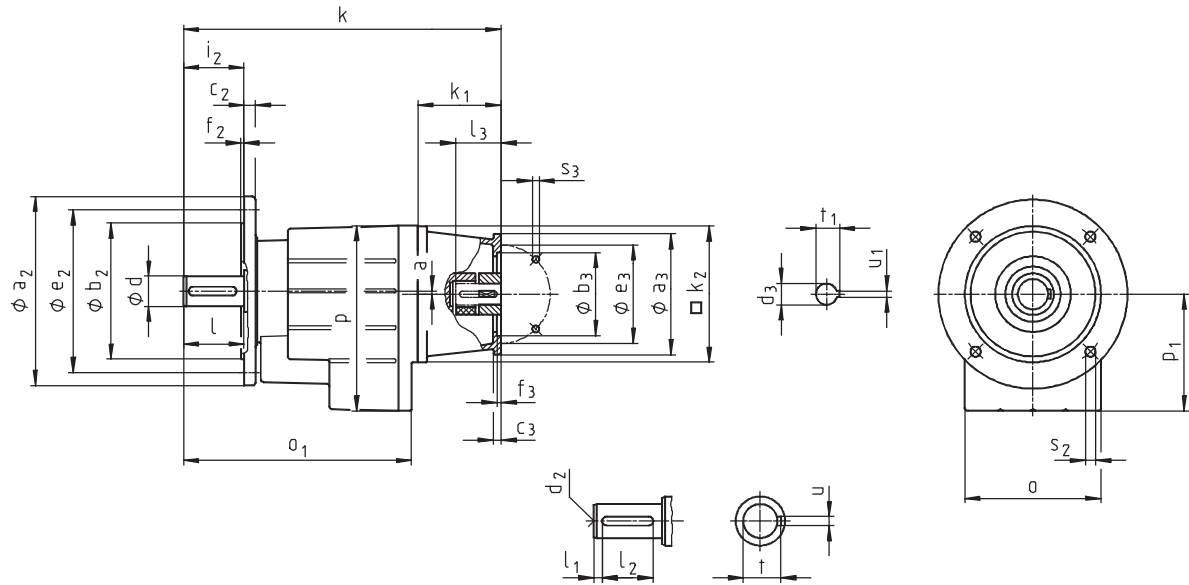
d ≤ 50 mm: k6  
d > 50 mm: m6

\* Solid shaft d=14  
\*\* With gearbox size 03

<sup>1)</sup> Observe dimension k<sub>2</sub>.

# Helical gearbox dimensions

Gearbox with mounting flange for IEC standard motors



3

Gearbox <b>GST□□-2N VCK</b>		Drive size										
		1A	1B	2B	1C	2C	3C	4C	6C	7C	1D	2D
		corresponds to IEC motor										
		63	71	63	80	71	71	71	63	80	90	80
Housing	k <sub>1</sub>	58 **	75	77	75	91						115
	k <sub>2</sub>	100 **	120	145	120	145						180
Flange	a <sub>3</sub>	90	105	90	160	160	105	120	160	120	160	
	b <sub>3</sub> H8	60	70	60	110	110	70	80	110	80	110	
	c <sub>3</sub>	7	8	7	10	10	8	8	10	8	10	
	e <sub>3</sub>	75	85	75	130	130	85	100	130	100	130	
	f <sub>3</sub>	3	3		4	4	3	3.5	4	3.5	4	
	s <sub>3</sub> 4 x	5.5	6.6	5.5	9	9	6.6	6.6	9	6.6	9	
Required motor shafts	d <sub>3</sub>	11	14	11	19	14	14	14	11	19	24	19
	l <sub>3</sub> min max.	23	30	23	25				23	25	50	40
		23	30	23	40				40	40	50	50
	u <sub>1</sub>	4	5	4	6	5	5	5	4	6	8	6
t <sub>1</sub>	12.5	16	12.5	21.5	16	16	16	12.5	21.5	27	21.5	
Gearbox size		Overall length k										
03		209*										
		221										
04		259	266	259			280				314	
05			296				310				344	
06			322				336				370	
07							392				426	
09											489	

# Helical gearbox dimensions

## Gearbox with mounting flange for IEC standard motors



Gearbox <b>GST□□-2N VCK</b>		Drive size																							
		1E	2E	3E	4E	1F	2F	3F	1G	2G	3G	1H	2H	3H	1K	2K									
		corresponds to IEC motor																							
		100 112	90	80	90	100 112	90	90	132	100 112	132	160	180	132	200	225									
Housing	k <sub>1</sub>	110		130		139		159		180		160		180		214		214		184		244		274	
	k <sub>2</sub>	180		180		180		180		265		300		300		300		300		300		300		300	
Flange	a <sub>3</sub>	160		188		160		188		300		250		250		350		350		300		400		450	
	b <sub>3</sub> H8	110		130		110		130		230		180		180		250		250		230		300		350	
	c <sub>3</sub>	10		20		10		20		18		18		35		20		20		18		20		20	
	e <sub>3</sub>	130		165		130		165		265		215		215		300		300		265		350		400	
	f <sub>3</sub>	4		4		4		4		4.5		6		6		4.5		6		6		6		6	
	s <sub>3</sub> 4 x 8 x	9		M10		9		M10		13.5		17.5		17.5		13.5		17.5		17.5		17.5		17.5	
Required motor shafts	d <sub>3</sub>	28	24	19	24	28	24	24	38	28	38	42	48	38	55	60									
	l <sub>3</sub> min max.	30		50		30		50		80		60		80		110		110		80		110		140	
		60		50		60		50		80		60		80		110		110		80		110		140	
	u <sub>1</sub>	8	8	6	8	8	8	8	10	8	10	12	14	10	16	18									
t <sub>1</sub>	31	27	21.5	27	31	27	27	41	31	41	45	51.5	41	59	64										
Gearbox size	Overall length k																								
05	339		359		394		414		505		485		505		543		513		636		723		813		
06	365		385		450		470		568		548		568		606		606		633		693		783		
07	421		441		513		533		625		605		625		663		663		693		753		843		
09	484		504		590		610		702		682		702		740		740		770		830		920		
11	541		561		647		667		759		739		759		797		797		827		887		977		
14	608		628		714		734		826		806		826		864		864		894		954		1044		

Gearbox size	o <sup>1)</sup>	o <sub>1</sub>	Gearbox p <sup>1)</sup>	p <sub>1</sub>	a
03	90	127* 139	100	64	2
04	100	174	129	77	0
05	115	214	156	98	1
06	145	243	194	121	2
07	180	302	245	155	3
09	222	370	304	194	4
11	270	433	378	243	4
14	328	533	470	306	6

Gearbox size	Solid shaft							Output flange							
	d	l	l <sub>1</sub>	l <sub>2</sub>	d <sub>2</sub>	u	t	a <sub>2</sub>	b <sub>2</sub> j7	c <sub>2</sub>	e <sub>2</sub>	f <sub>2</sub>	i <sub>2</sub>	s <sub>2</sub> 4 x 90°	
03	14	28	4	20	M5	5	16	120	80	10	100	3	28	7	
	20	40	5	28	M6	6	22.5	140	95		115	3		40	9
04	20	40	5	28	M6	6	22.5	120	80	10	100	3	40	7	
								140	95		115	3		9	
05	25	50	4	40	M10	8	28	120	80	10	100	3	50	7	
								140	95		110	3		9	
06	30	60	6	45	M10	8	33	160	110	12	130	3.5	60	9	
								200	130		165	3.5		11	
07	40	80	7	63	M16	12	43	200	130	14	165	3.5	80	11	
								250	180		215	4		14	
09	50	100	8	80	M16	14	53.5	250	180	16	215	4	100	14	
								300	230		265	4		14	
11	60	120	8	100	M20	18	64	300	230	18	265	4	120	14	
								350	250		300	5		18	
14	80	160	15	125	M20	22	85	350	250	22	300	5	160	18	
								400	300		350	5		18	

Dimensions in [mm]

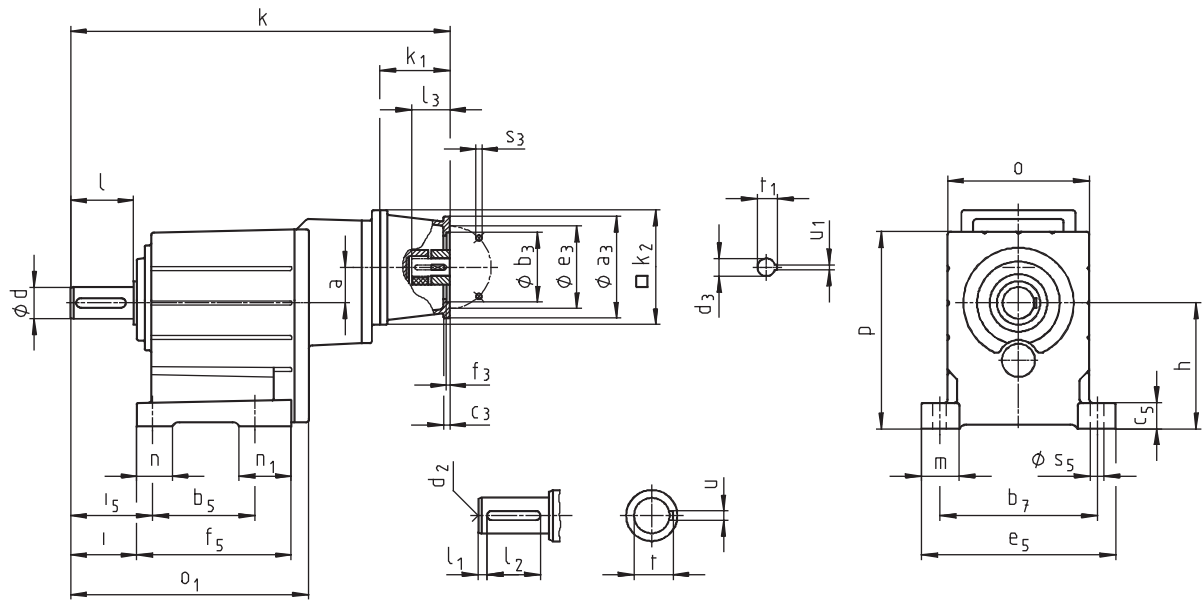
d ≤ 50 mm: k6  
d > 50 mm: m6

\* Solid shaft d=14  
\*\* With gearbox size 03

<sup>1)</sup> Observe dimension k<sub>2</sub>.

# Helical gearbox dimensions

Gearbox with mounting flange for IEC standard motors



3

Gearbox <b>GST□□-3N VBR</b>		Drive size										
		1A	1B	2B	1C	2C	3C	4C	6C	7C	1D	2D
		corresponds to IEC motor										
		63	71	63	80	71	71	71	63	80	90	80
Housing	k <sub>1</sub>	75	77	75	91						115	
	k <sub>2</sub>	120	145	120	145						180	
Flange	a <sub>3</sub>	90	105	90	160	160	105	120	160	120	160	
	b <sub>3</sub> H8	60	70	60	110	110	70	80	110	80	110	
	c <sub>3</sub>	7	8	7	10	10	8	8	10	8	10	
	e <sub>3</sub>	75	85	75	130	130	85	100	130	100	130	
	f <sub>3</sub>	3	3		4	4	3	3.5	4	3.5	4	
	s <sub>3</sub> 4 x	5.5	6.6	5.5	9	9	6.6	6.6	9	6.6	9	
Required motor shafts	d <sub>3</sub>	11	14	11	19	14	14	14	11	19	24	19
	l <sub>3</sub> min max.	23	30	23	25				23	25	50	40
		23	30	23	40				40	40	50	50
	u <sub>1</sub>	4	5	4	6	5	5	5	4	6	8	6
t <sub>1</sub>	12.5	16	12.5	21.5	16	16	16	12.5	21.5	27	21.5	
Gearbox size	Overall length k											
	05	365	372	365	386							
	06	408	415	408	429						463	
	07		482		496						530	
	09		563		577						611	
	11				653						687	
	14										811	

# Helical gearbox dimensions

## Gearbox with mounting flange for IEC standard motors



Gearbox <b>GST□□-3N VBR</b>		Drive size													
		1E	2E	3E	4E	1F	2F	3F	1G	2G	3G	1H	2H	3H	
		corresponds to IEC motor													
		100 112	90	80	90	100 112	90	90	132	100 112	132	160	180	132	
Housing	k <sub>1</sub>	110			130	139		159	180	160	180	214	214	184	
	k <sub>2</sub>	180			180	180		180	265			300			
Flange	a <sub>3</sub>	160			188	160		188	300	250	250	350	350	300	
	b <sub>3</sub> H8	110			130	110		130	230	180	180	250	250	230	
	c <sub>3</sub>	10			20	10		20	18	18	35	20	20	18	
	e <sub>3</sub>	130			165	130		165	265	215	215	300	300	265	
	f <sub>3</sub>	4			4	4		4	4.5			6	6	4.5	
	s <sub>3</sub> 4 x	9			M10	9		M10	13.5			17.5	17.5	13.5	
	Required motor shafts	d <sub>3</sub>	28	24	19	24	28	24	24	38	28	38	42	48	38
l <sub>3</sub>		min			50	30		50	80	60	80	110	110	80	
		max.			50	60		50	80	60	80	110	110	80	
u <sub>1</sub>		8	8	6	8	8	8	8	10	8	10	12	14	10	
t <sub>1</sub>		31	27	21.5	27	31	27	27	41	31	41	45	51.5	41	
Gearbox size	Overall length k														
	07	525			545										
	09	606			626	635		655							
	11	682			702	711		731	766	746	766				
	14	806			826	835		855	890	870	890	929	929	899	

Gearbox size	Gearbox size				
	o*	o <sub>1</sub>	p*	h	a
05	115	208	159	100	35
06	145	240	198	125	34
07	180	302	251	160	42
09	222	370	311	200	52
11	270	433	385	250	66
14	328	533	479	315	83

Gearbox size	Solid shaft								Foot									
	d	l	l <sub>1</sub>	l <sub>2</sub>	d <sub>2</sub>	u	t	b <sub>5</sub>	b <sub>7</sub>	c <sub>5</sub>	e <sub>5</sub>	f <sub>5</sub>	i	i <sub>5</sub>	m	n	n <sub>1</sub>	s <sub>5</sub>
05	25	50	4	40	M10	8	28	90	125	23	155	139	53	66	32.5	26	49	11
06	30	60	6	45	M10	8	33	106	160	28	196	157	64	79	38	35	52	13.5
07	40	80	7	63	M16	12	43	130	200	34	247	196	84	104	48.5	45	66	18
09	50	100	8	80	M16	14	53.5	165	245	44	298	239	105	127.5	54	48	74	18
11	60	120	8	100	M20	18	64	200	300	54	368	280	125	155	69	65	80	22
14	80	160	15	125	M20	22	85	250	380	65	460	340	165	200	85	85	91	26

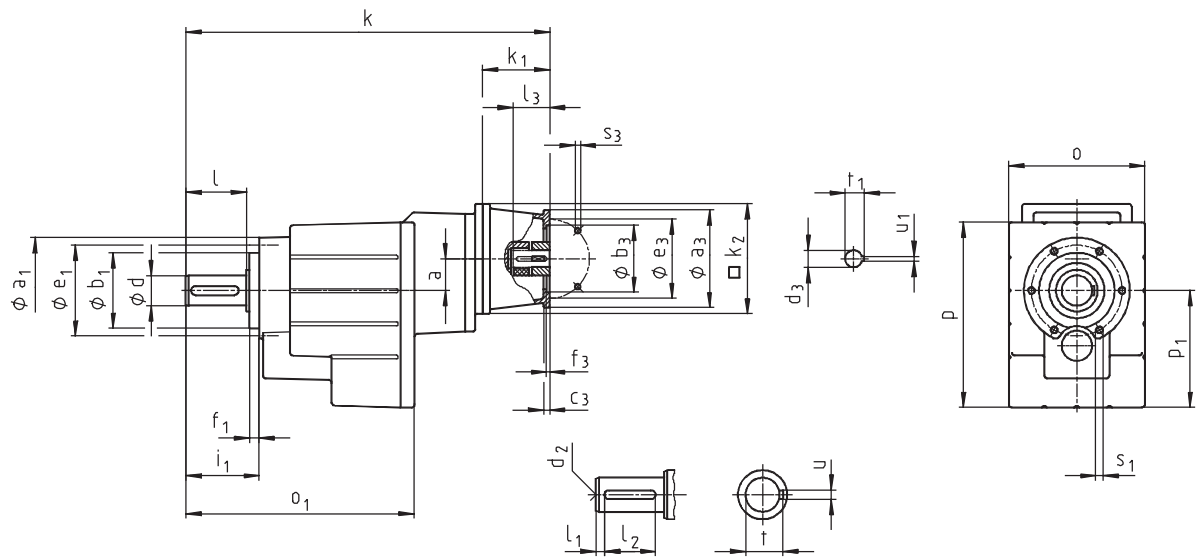
Dimensions in [mm]

d ≤ 50 mm: k6  
d > 50 mm: m6

\* Observe dimension k<sub>2</sub>.

# Helical gearbox dimensions

Gearbox with mounting flange for IEC standard motors



3

Gearbox <b>GST□□-3N VCR</b>		Drive size										
		1A	1B	2B	1C	2C	3C	4C	6C	7C	1D	2D
		corresponds to IEC motor										
		63	71	63	80	71	71	71	63	80	90	80
Housing	k <sub>1</sub>	75	77	75	91						115	
	k <sub>2</sub>	120	145	120	145						180	
Flange	a <sub>3</sub>	90	105	90	160	160	105	120	160	120	160	
	b <sub>3</sub> H8	60	70	60	110	110	70	80	110	80	110	
	c <sub>3</sub>	7	8	7	10	10	8	8	10	8	10	
	e <sub>3</sub>	75	85	75	130	130	85	100	130	100	130	
	f <sub>3</sub>	3	3	3	4	4	3	3.5	4	3.5	4	
	s <sub>3</sub> 4 x	5.5	6.6	5.5	9	9	6.6	6.6	9	6.6	9	
Required motor shafts	d <sub>3</sub>	11	14	11	19	14	14	14	11	19	24	19
	l <sub>3</sub>	min	23	30	23	25			23	25	50	40
		max.	23	30	23	40			40	40	50	50
	u <sub>1</sub>	4	5	4	6	5	5	5	4	6	8	6
t <sub>1</sub>	12.5	16	12.5	21.5	16	16	16	12.5	21.5	27	21.5	
Gearbox size	Overall length k											
	05	365	372	365	386							
06	408	415	408	429						463		
07		482		496						530		
09		563		577						611		
11				653						687		
14										811		



# Helical gearbox dimensions

## Gearbox with mounting flange for IEC standard motors



Gearbox <b>GST□□-3N VCR</b>		Drive size													
		1E	2E	3E	4E	1F	2F	3F	1G	2G	3G	1H	2H	3H	
		corresponds to IEC motor													
		100 112	90	80	90	100 112	90	90	132	100 112	132	160	180	132	
Housing	$k_1$	110		130		139		159		180		214		184	
	$k_2$	180		180		180		180		265		300			
Flange	$a_3$	160		188		160		188		300		250		300	
	$b_3$ H8	110		130		110		130		230		180		230	
	$c_3$	10		20		10		20		18		18		18	
	$e_3$	130		165		130		165		265		215		265	
	$f_3$	4		4		4		4		4.5		6		4.5	
	$s_3$ 4 x	9		M10		9		M10		13.5		17.5		13.5	
	Required motor shafts	$d_3$	28	24	19	24	28	24	24	38	28	38	42	48	38
$l_3$		min	30		50		30		50		80		80		
		max.	60		50		60		50		80		80		
$u_1$		8	8	6	8	8	8	8	10	8	10	12	14	10	
$t_1$		31	27	21.5	27	31	27	27	41	31	41	45	51.5	41	
Gearbox size	Overall length $k$														
	07	525		545											
	09	606		626		635		655							
	11	682		702		711		731		766		746		766	
	14	806		826		835		855		890		870		890	

Gearbox size	$o^*$	$o_1$	Gearbox $p^*$	$p_1$	$a$
05	115	208	156	98	35
06	145	240	194	121	34
07	180	302	245	155	42
09	222	370	304	194	52
11	270	433	378	243	66
14	328	533	470	306	83

Gearbox size	Solid shaft							Threaded pitch circle					
	$d$	$l$	$l_1$	$l_2$	$d_2$	$u$	$t$	$a_1$	$b_1$ h7	$e_1$	$f_1$	$i_1$	$s_1$ 6 x 60°
05	25	50	4	40	M10	8	28	88	58	74	9	62	M6x12
06	30	60	6	45	M10	8	33	109	70	90	10	74	M8x14
07	40	80	7	63	M16	12	43	140	100	120	13	97	M10x18
09	50	100	8	80	M16	14	53.5	174	120	145	15	120	M12x20
11	60	120	8	100	M20	18	64	215	150	185	18	143	M16x26
14	80	160	15	125	M20	22	85	265	195	230	22	187	M20x34

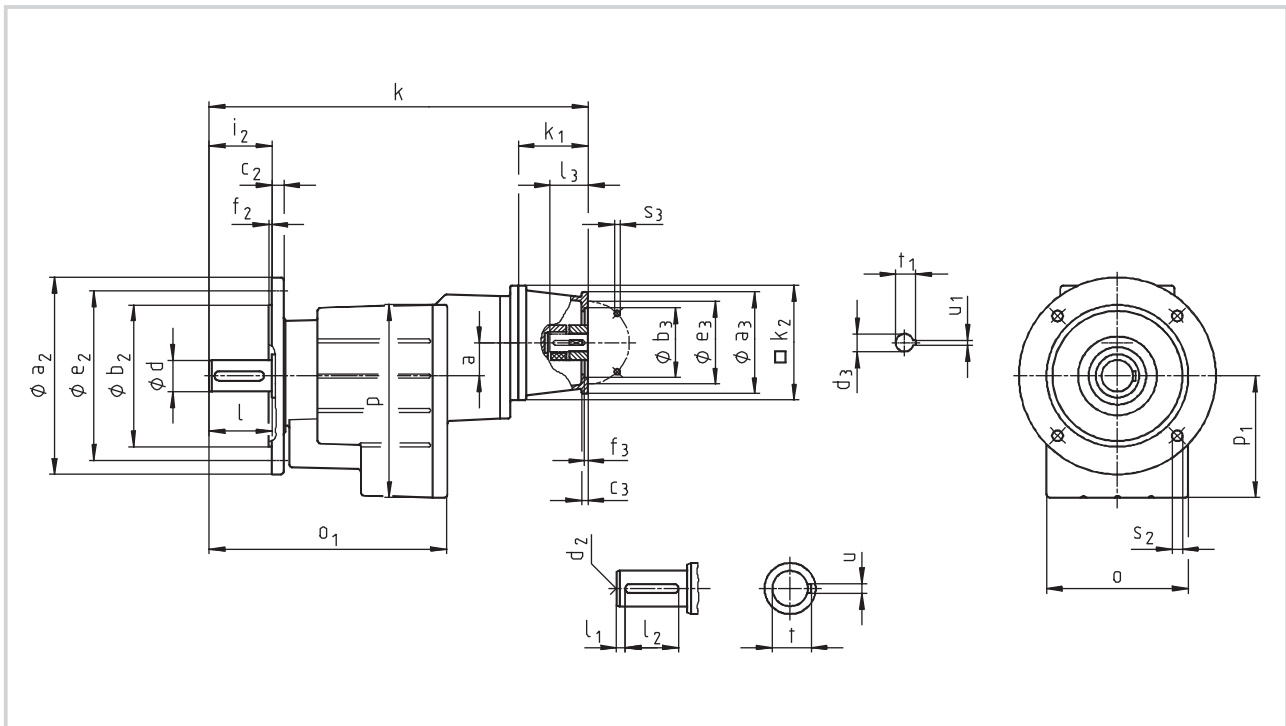
Dimensions in [mm]

$d \leq 50$  mm: k6  
 $d > 50$  mm: m6

\* Observe dimension  $k_2$ .

# Helical gearbox dimensions

Gearbox with mounting flange for IEC standard motors



3

Gearbox <b>GST□□-3N VCK</b>		Drive size										
		1A	1B	2B	1C	2C	3C	4C	6C	7C	1D	2D
		corresponds to IEC motor										
		63	71	63	80	71	71	71	63	80	90	80
Housing	$k_1$	75	77	75	91						115	
	$k_2$	120	145	120	145						180	
Flange	$a_3$	90	105	90	160	160	105	120	160	120	160	
	$b_3$ H8	60	70	60	110	110	70	80	110	80	110	
	$c_3$	7	8	7	10	10	8	8	10	8	10	
	$e_3$	75	85	75	130	130	85	100	130	100	130	
	$f_3$	3	3	3	4	4	3	3.5	4	3.5	4	
	$s_3$ 4 x	5.5	6.6	5.5	9	9	6.6	6.6	9	6.6	9	
Required motor shafts	$d_3$	11	14	11	19	14	14	14	11	19	24	19
	$l_3$ min max.	23	30	23	25				23	25	50	40
		23	30	23	40				40	40	50	50
	$u_1$	4	5	4	6	5	5	5	4	6	8	6
$t_1$	12.5	16	12.5	21.5	16	16	16	12.5	21.5	27	21.5	
Gearbox size		Overall length $k$										
		365	372	365	386							
05		408	415	408	429						463	
06			482		496						530	
07			563		577						611	
09					653						687	
11											811	
14												

# Helical gearbox dimensions

## Gearbox with mounting flange for IEC standard motors



Gearbox <b>GST□□-3N VCK</b>		Drive size													
		1E	2E	3E	4E	1F	2F	3F	1G	2G	3G	1H	2H	3H	
		corresponds to IEC motor													
		100 112	90	80	90	100 112	90	90	132	100 112	132	160	180	132	
Housing	k <sub>1</sub>	110			130	139		159	180	160	180	214	214	184	
	k <sub>2</sub>	180			180	180		180	265			300			
Flange	a <sub>3</sub>	160			188	160		188	300	250	250	350	350	300	
	b <sub>3</sub> H8	110			130	110		130	230	180	180	250	250	230	
	c <sub>3</sub>	10			20	10		20	18	18	35	20	20	18	
	e <sub>3</sub>	130			165	130		165	265	215	215	300	300	265	
	f <sub>3</sub>	4			4	4		4	4.5			6	6	4.5	
	s <sub>3</sub> 4 x	9			M10	9		M10	13.5			17.5	17.5	13.5	
Required motor shafts	d <sub>3</sub>	28	24	19	24	28	24	24	38	28	38	42	48	38	
	l <sub>3</sub>	min			50	30		50	80	60	80	110	110	80	
		max.			50	60		50	80	60	80	110	110	80	
	u <sub>1</sub>	8	8	6	8	8	8	8	10	8	10	12	14	10	
	t <sub>1</sub>	31	27	21.5	27	31	27	27	41	31	41	45	51.5	41	
Gearbox size	Overall length k														
	07	525			545										
	09	606			626	635		655							
	11	682			702	711		731	766	746	766				
	14	806			826	835		855	890	870	890	929	929	899	

Gearbox size	o*	o <sub>1</sub>	Gearbox p*	p <sub>1</sub>	a
05	115	208	156	98	35
06	145	240	194	121	34
07	180	302	245	155	42
09	222	370	304	194	52
11	270	433	378	243	66
14	328	533	470	306	83

Gearbox size	Solid shaft							Output flange						
	d	l	l <sub>1</sub>	l <sub>2</sub>	d <sub>2</sub>	u	t	a <sub>2</sub>	b <sub>2</sub> j7	c <sub>2</sub>	e <sub>2</sub>	f <sub>2</sub>	i <sub>2</sub>	s <sub>2</sub> 4 x 90°
05	25	50	4	40	M10	8	28	120	80	10	100	3	7	
								140	95	10	115	3	9	
								160	110	10	130	3.5	11	
								200	130	12	165	3.5	11	
06	30	60	6	45	M10	8	33	160	110	12	130	3.5	60	9
								200	130		165		11	
07	40	80	7	63	M16	12	43	200	130	14	165	3.5	80	11
								250	180	15	215	4	14	
09	50	100	8	80	M16	14	53.5	250	180	16	215	4	100	14
								300	230	18	265		14	
11	60	120	8	100	M20	18	64	300	230	18	265	4	120	14
								350	250	20	300	5	18	
14	80	160	15	125	M20	22	85	350	250	22	300	5	160	18
								400	300	24	350		18	

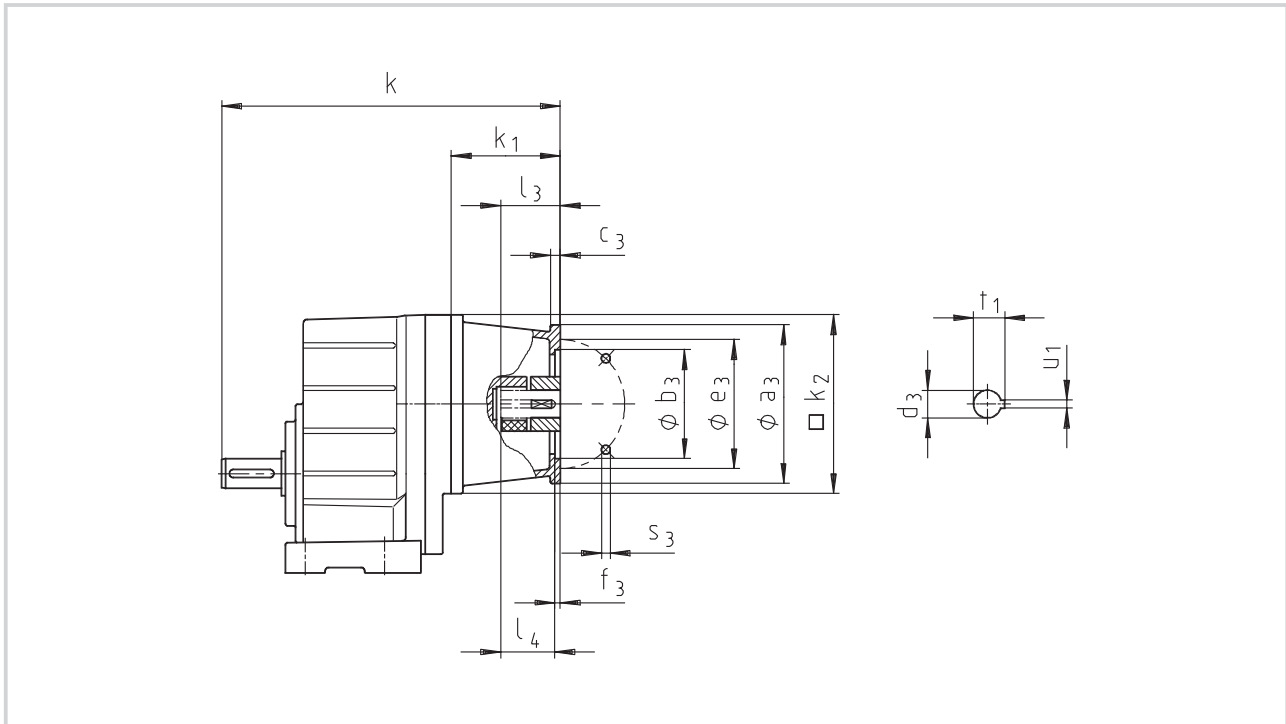
Dimensions in [mm]

d ≤ 50 mm: k6  
d > 50 mm: m6

\* Observe dimension k<sub>2</sub>.

# Helical gearbox dimensions

## Gearbox with mounting flange for NEMA motors



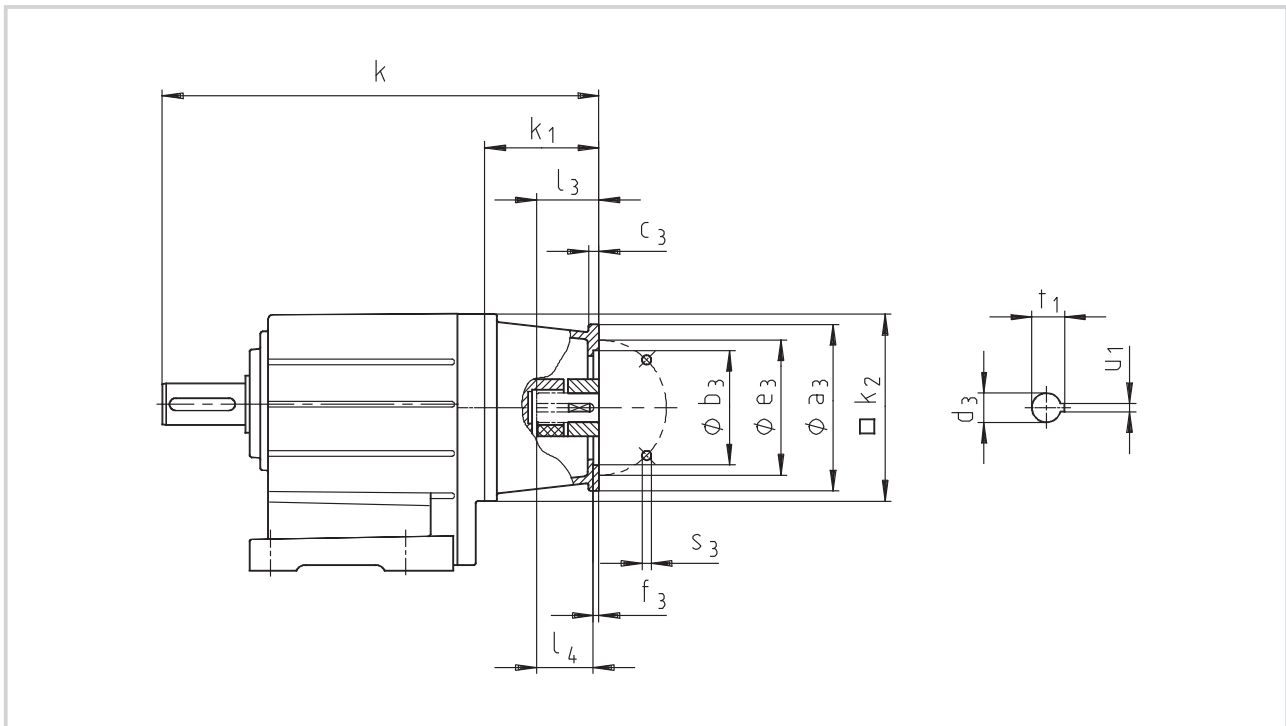
Gearbox <b>GST00-1N 000</b>		Drive size						
		5B	5C	5D	5E	5G	5H	6H
		Corresponds to NEMA motor						
		56 C	56 C	143 TC 145 TC	182 TC 184 TC	213 TC 215 TC	254 TC 256 TC	284 TC 286 TC
Housing	k <sub>1</sub>	104	104	119	151	206	209	222
	k <sub>2</sub>	145	145	180	180	265	300	300
Flange	a <sub>3</sub>	170	170	170	230	300	300	300
	b <sub>3</sub>	114.3 <sub>0</sub> <sup>+0.05</sup>	114.3 <sub>0</sub> <sup>+0.05</sup>	114.3 <sub>0</sub> <sup>+0.05</sup>	215.9 <sub>0</sub> <sup>+0.07</sup>	215.9 <sub>0</sub> <sup>+0.07</sup>	215.9 <sub>0</sub> <sup>+0.07</sup>	266.7 <sub>0</sub> <sup>+0.07</sup>
	c <sub>3</sub>	12	12	12	18	44	43	56
	e <sub>3</sub>	149.2	149.2	149.2	184.2	184.2	184.2	228.6
	f <sub>3</sub>	5	5	4	4	4	4	4
	s <sub>3</sub>	10.5	10.5	10.5	14	14	14	14
Required motor shafts	d <sub>3</sub>	15.875	15.875	22.225	28.575	34.925	41.275	47.625
	l <sub>3</sub>	52.4	52.4	54.0				
	l <sub>4</sub>				66.7	79.4	95.3	111.1
	u <sub>1</sub>	4.763	4.763	4.763	6.350	7.938	9.525	12.700
	t <sub>1</sub>	18.009	18.009	24.384	31.496	38.608	45.466	53.086
Gearbox size		Overall length k						
04		253	253	278				
05		274	274	299	331			
06		297	297	322	354			
07			326	351	383	451	459	
09				394	426	494	502	515

Dimensions in [mm]

For other dimensions, see Gearbox with mounting flange for IEC standard motors.

# Helical gearbox dimensions

## Gearbox with mounting flange for NEMA motors



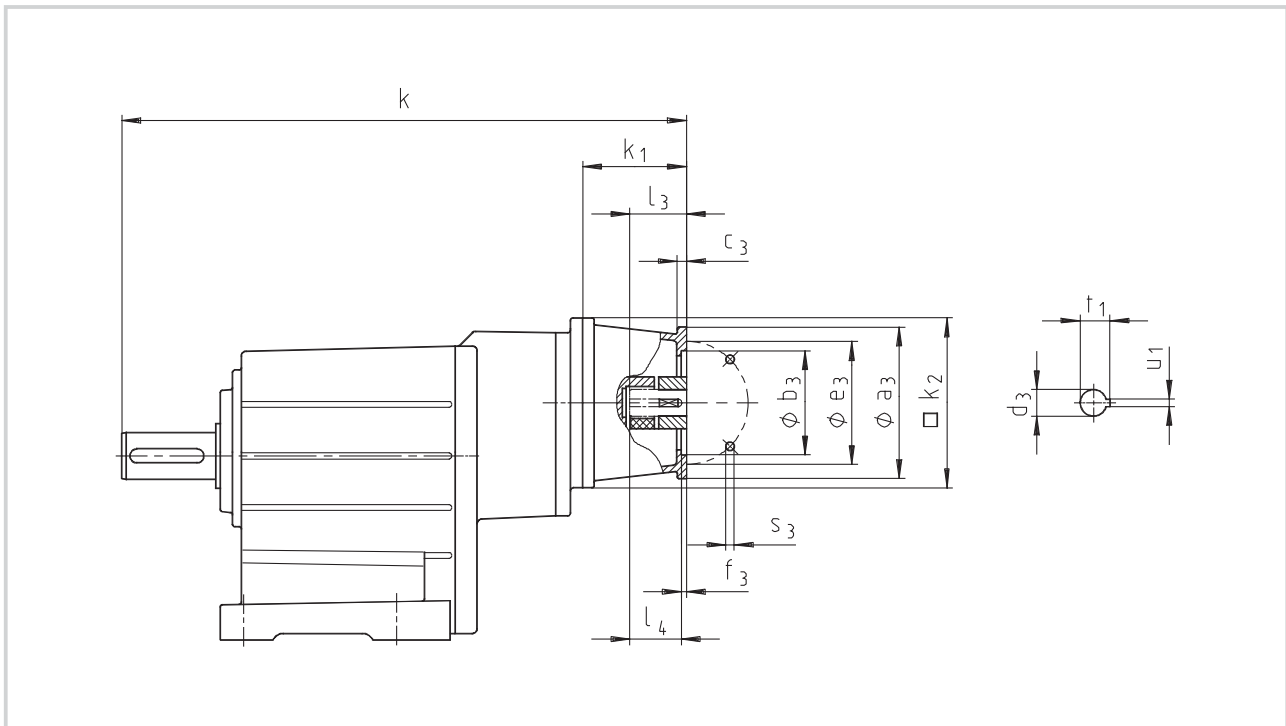
Gearbox <b>GST00-2N 000</b>		Drive size						
		5B	5C	5D	5E	5G	5H	6H
		Corresponds to NEMA motor						
		56 C	56 C	143 TC 145 TC	182 TC 184 TC	213 TC 215 TC	254 TC 256 TC	284 TC 286 TC
Housing	k <sub>1</sub>	104	104	119	151	206	209	222
	k <sub>2</sub>	145	145	180	180	265	300	300
Flange	a <sub>3</sub>	170	170	170	230	300	300	300
	b <sub>3</sub>	114.3 <sup>+0.05</sup> <sub>0</sub>	114.3 <sup>+0.05</sup> <sub>+0</sub>	114.3 <sup>+0.05</sup> <sub>+0</sub>	215.9 <sup>+0.07</sup> <sub>+0</sub>	215.9 <sup>+0.07</sup> <sub>+0</sub>	215.9 <sup>+0.07</sup> <sub>+0</sub>	266.7 <sup>+0.07</sup> <sub>+0</sub>
	c <sub>3</sub>	12	12	12	18	44	43	56
	e <sub>3</sub>	149.2	149.2	149.2	184.2	184.2	184.2	228.6
	f <sub>3</sub>	5	5	4	4	4	4	4
	s <sub>3</sub>	10.5	10.5	10.5	14	14	14	14
	d <sub>3</sub>	15.875	15.875	22.225	28.575	34.925	41.275	47.625
Required motor shafts	l <sub>3</sub>	52.4	52.4	54.0				
	l <sub>4</sub>				66.7	79.4	95.3	111.1
	u <sub>1</sub>	4.763	4.763	4.763	6.350	7.938	9.525	12.700
	t <sub>1</sub>	18.009	18.009	24.384	31.496	38.608	45.466	53.086
Gearbox size		Overall length k						
04		293	293	318				
05		323	323	348	380			
06		349	349	374	406			
07			405	430	462	530	538	
09				493	525	593	601	614
11				550	582	650	658	671
14						740	748	761

Dimensions in [mm]

For other dimensions, see Gearbox with mounting flange for IEC standard motors.

# Helical gearbox dimensions

Gearbox with mounting flange for NEMA motors



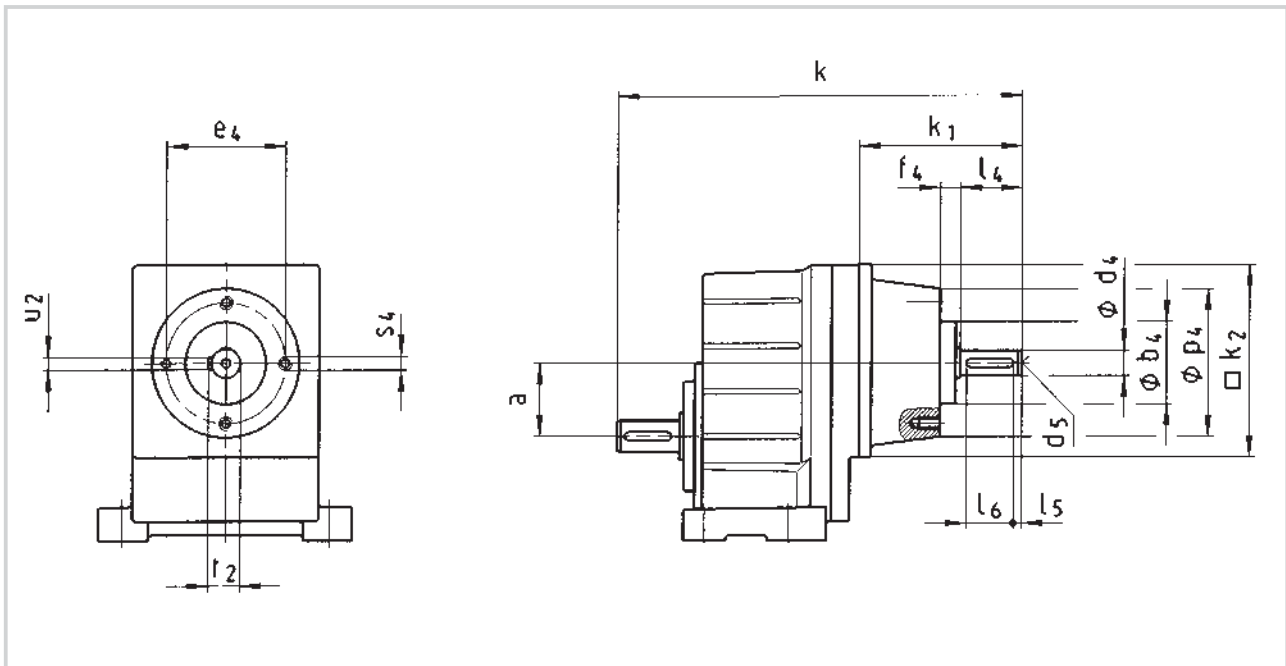
Gearbox <b>GST00-3N 000</b>		Drive size						
		5B	5C	5D	5E	5G	5H	6H
		Corresponds to NEMA motor						
		56 C	56 C	143 TC 145 TC	182 TC 184 TC	213 TC 215 TC	254 TC 256 TC	284 TC 286 TC
Housing	$k_1$	104	104	119	151	206	209	222
	$k_2$	145	145	180	180	265	300	300
Flange	$a_3$	170	170	170	230	300	300	300
	$b_3$	114.3 <sub>0</sub> <sup>+0.05</sup>	114.3 <sub>+0</sub> <sup>+0.05</sup>	114.3 <sub>+0</sub> <sup>+0.05</sup>	215.9 <sub>+0</sub> <sup>+0.07</sup>	215.9 <sub>+0</sub> <sup>+0.07</sup>	215.9 <sub>+0</sub> <sup>+0.07</sup>	266.7 <sub>+0</sub> <sup>+0.07</sup>
	$c_3$	12	12	12	18	44	43	56
	$e_3$	149.2	149.2	149.2	184.2	184.2	184.2	228.6
	$f_3$	5	5	4	4	4	4	4
	$s_3$	10.5	10.5	10.5	14	14	14	14
	$d_3$	15.875	15.875	22.225	28.575	34.925	41.275	47.625
Required motor shafts	$l_3$	52.4	52.4	54.0				
	$l_4$				66.7	79.4	95.3	111.1
	$u_1$	4.763	4.763	4.763	6.350	7.938	9.525	12.700
	$t_1$	18.009	18.009	24.384	31.496	38.608	45.466	53.086
Gearbox size		Overall length $k$						
05		399	399					
06		442	442	467				
07		509	509	534	566			
09		590	590	615	647			
11			666	691	723	792		
14				815	847	916	924	937

Dimensions in [mm]

For other dimensions, see Gearbox with mounting flange for IEC standard motors.

# Helical gearbox dimensions

## Gearbox with free input shaft



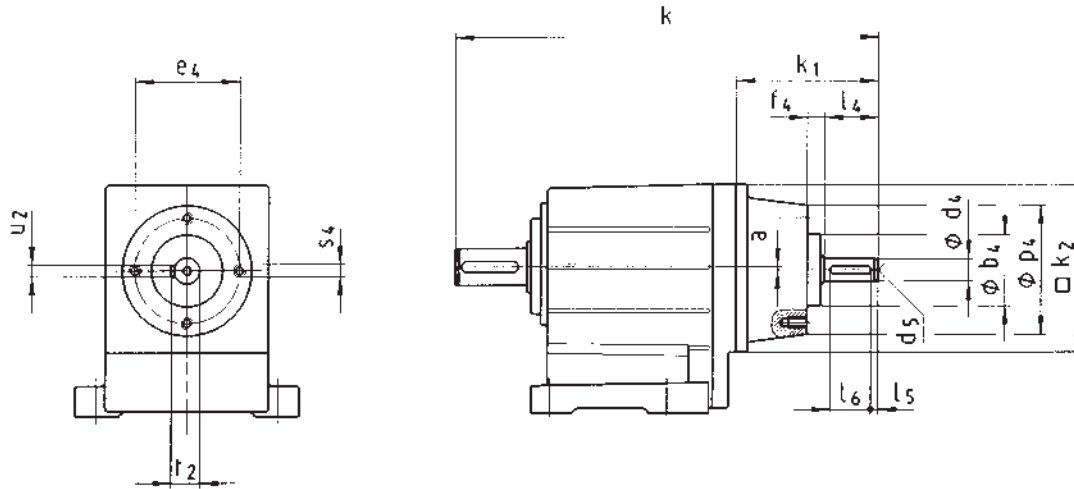
Gearbox		Drive size							
<b>GST□□-1W □□□</b>		1A	1B	1C	1D	1E	1F	1G	1H
Housing	$k_1$	100	100	102	130	160	175	175	182
	$k_2$	115	115	145	145	180	222	222	300
Threaded pitch circle with centring	$p_4$	80	86	90	120	142	178	216	262
	$b_4$ js8	52	52	52	65	78	98	125	155
	$e_4$	67	67	67	90	115	145	175	210
	$f_4$	12	12	12	12	22	23	23	23
Input shaft	$s_4$ 4 x 8 x	M6x12	M6x12	M6x12	M8x16	M10x20	M12x24	M16x30	M20x36
	$d_4$ k6	14	14	14	19	24	28	38	42
	$l_4$	35	35	40	50	60	80	100	110
	$l_5$	4.5	4.5	4	4	6	7	8	8
	$l_6$	25	25	32	40	45	63	80	90
	$d_5$	M6	M6	M6	M6	M8	M10	M12	M16
	$u_2$	5	5	5	6	8	8	10	12
	$t_2$	16	16	16	21.5	27	31	41	45
Gearbox size	Gearbox a	Overall length k							
04	36	219	219	251	300				
05	45		247	272	300				
06	56			295	323	363	384		
07	70				352	392	413	413	
09	89					435	456	456	476

Dimensions in [mm]

For other dimensions, see Dimensions - Helical geared motors.

# Helical gearbox dimensions

Gearbox with free input shaft



3

Gearbox		Drive size								
<b>GST□□-2W □□□</b>		1A	1B	1C	1D	1E	1F	1G	1H	1K
Housing	k <sub>1</sub>	100	100	102	130	160	175	175	182	220
	k <sub>2</sub>	115	115	145	145	180	222	222	300	300
Threaded pitch circle with centring	p <sub>4</sub>	80	86	90	120	142	178	216	262	262
	b <sub>4</sub> js8	52	52	52	65	78	98	125	155	155
	e <sub>4</sub>	67	67	67	90	115	145	175	210	210
	f <sub>4</sub>	12	12	12	12	22	23	23	23	32
	s <sub>4</sub> 4 x 8 x	M6x12	M6x12	M6x12	M8x16	M10x20	M12x24	M16x30	M20x36	M20x36
Input shaft	d <sub>4</sub> k6	14	14	14	19	24	28	38	42	48
	l <sub>4</sub>	35	35	40	50	60	80	100	110	110
	l <sub>5</sub>	4.5	4.5	4	4	6	7	8	8	8
	l <sub>6</sub>	25	25	32	40	45	63	80	90	90
	d <sub>5</sub>	M6	M6	M6	M6	M8	M10	M12	M16	M16
	u <sub>2</sub>	5	5	5	6	8	8	10	12	14
	t <sub>2</sub>	16	16	16	21.5	27	31	41	45	51.5
<b>Gearbox size</b>	<b>Gearbox a</b>	<b>Overall length k</b>								
04	0	259	259	291						
05	1		296	321	349					
06	2			347	375	415	436			
07	3				431	471	492	492		
09	4					534	555	555	575	
11	4						612	612	632	670
14	6							702	722	760

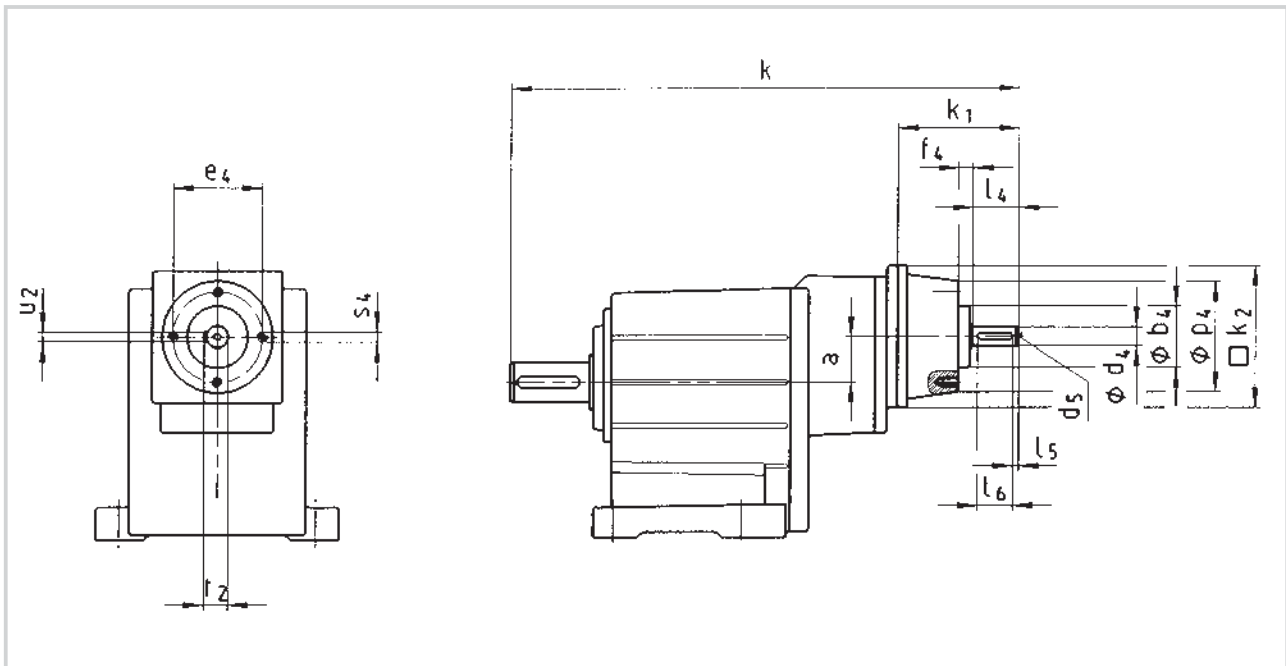
Dimensions in [mm]

For other dimensions, see Dimensions - Helical geared motors.



# Helical gearbox dimensions

## Gearbox with free input shaft



Gearbox		Drive size							
<b>GST□□-3W □□□</b>		1A	1B	1C	1D	1E	1F	1G	1H
Housing	$k_1$	100	100	102	130	160	175	175	182
	$k_2$	115	115	145	145	180	222	222	300
Threaded pitch circle with centring	$p_4$	80	86	90	120	142	178	216	262
	$b_4$ js8	52	52	52	65	78	98	125	155
	$e_4$	67	67	67	90	115	145	175	210
	$f_4$	12	12	12	12	22	23	23	23
		8 x M6x12	M6x12	4 x M6x12	M8x16	M10x20	M12x24	M16x30	M20x36
Input shaft	$d_4$ k6	14	14	14	19	24	28	38	42
	$l_4$	35	35	40	50	60	80	100	110
	$l_5$	4.5	4.5	4	4	6	7	8	8
	$l_6$	25	25	32	40	45	63	80	90
	$d_5$	M6	M6	M6	M6	M8	M10	M12	M16
	$u_2$	5	5	5	6	8	8	10	12
	$t_2$	16	16	16	21.5	27	31	41	45
Gearbox size	Gearbox a	Overall length k							
05	35	365	365	397					
06	34	408	408	440					
07	42		482	507	535				
09	52			588	616	656	677		
11	66				692	732	753	753	
14	83					856	877	877	897

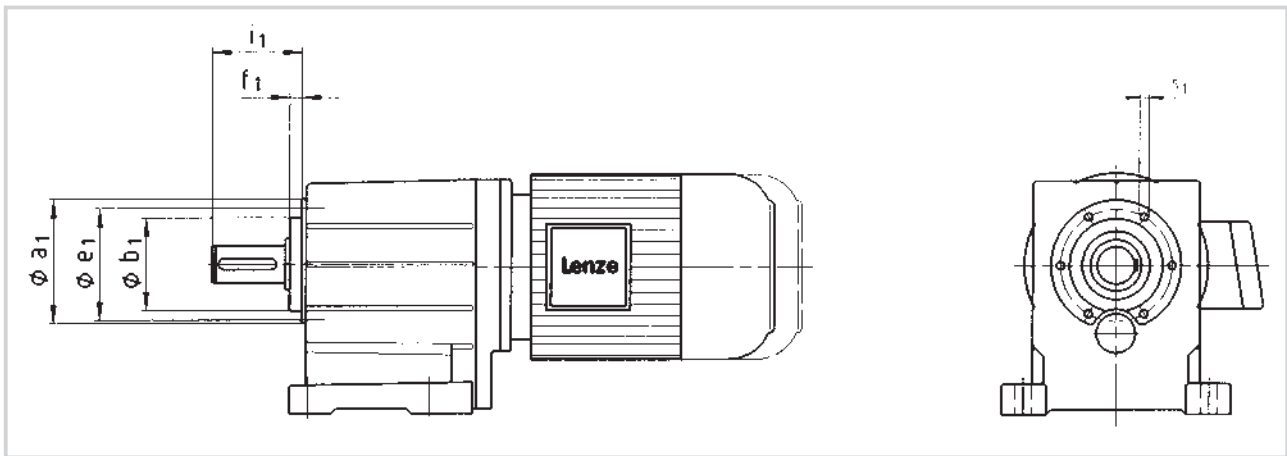
Dimensions in [mm]

For other dimensions, see Dimensions - Helical geared motors.

# Helical gearbox dimensions

Other dimensions GST□□-2, -3

## Output design VAR



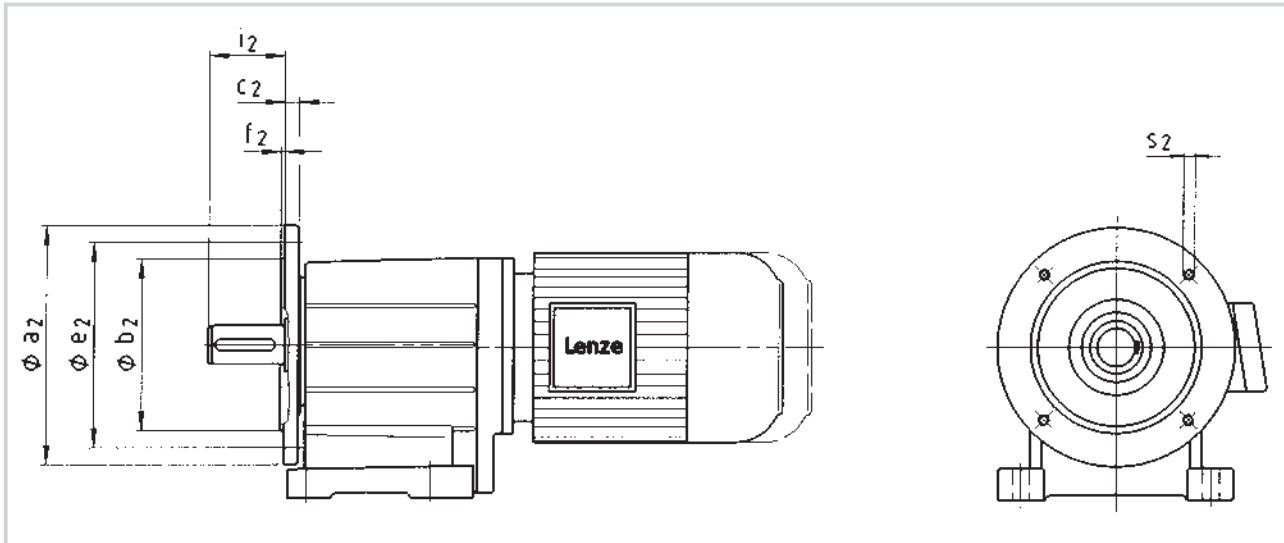
Gearbox size	$a_1$	$b_1$ h7	$e_1$	$f_1$	$i_1$	$s_1$ 6 x 60°
04	72	48	61	8	51	M5x10
05	88	58	74	9	62	M6x12
06	109	70	90	10	74	M8x14
07	140	100	120	13	97	M10x8
09	174	120	145	15	120	M12x20
11	215	150	185	18	143	M16x26
14	265	195	230	22	187	M20x34

Dimensions in [mm]

# Helical gearbox dimensions

Other dimensions GST□□-2, -3

## Output design VAL



Gearbox size	a <sub>2</sub>	b <sub>2</sub> j7	c <sub>2</sub>	e <sub>2</sub>	f <sub>2</sub>	i <sub>2</sub>	s <sub>2</sub> 4 x 90°
04	120	80	10	100	3	40	M6
	140	95		115			M8
05	120	80	10	100	3	50	M6
	140	95		115	3		M8
	160	110		130	3.5		M8
06	160	110	12	130	3.5	60	M8
	200	130		165			M10
07	200	130	14	165	3.5	80	M10
	250	180	15	215	4		M12
09	250	180	16	215	4	100	M12
	300	230	18	265			
11	300	230	18	265	4	120	M12
	350	250	20	300			5
14	350	250	22	300	5	160	M16
	400	300	24	350			

Dimensions in [mm]



# Shaft-mounted helical gearbox (low-profile gearbox)

L-force gearboxes

## Technical data

Permissible radial and axial forces _____	4-2
Output _____	4-2
Input _____	4-4
Output backlash _____	4-5
Moments of inertia _____	4-6
Ventilation _____	4-10
Position of ventilation, sealing elements and oil control _____	4-10
Compensation reservoir for mounting position C _____	4-12
Weights _____	4-14

## Selection tables

Gearbox with mounting flange _____	4-16
Gearbox with free input shaft _____	4-58

## Dimensions

Gearbox with mounting flange	
For IEC standard motors _____	4-92
For NEMA motors _____	4-108
Gearbox with free input shaft _____	4-110
Other dimensions _____	4-112
Hollow shaft with shrink disc _____	4-112
Foot mounting _____	4-114
Rubber buffer set _____	4-116
Hollow shaft circlip mounting set _____	4-117
Proposed design for auxiliary tools _____	4-117

# Technical data - Shaft-mounted helical gearboxes

## Permissible radial and axial forces - Output

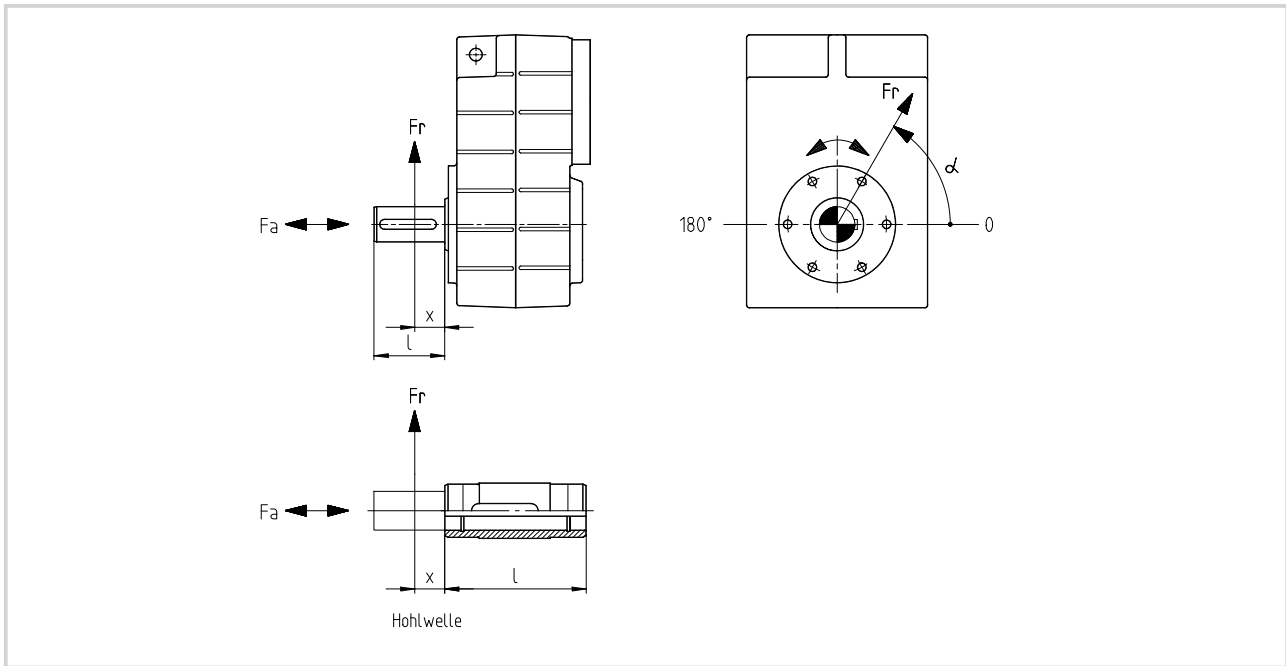
### Permissible radial force

$$F_{Rperm} = \min(f_w \cdot f_\alpha \cdot F_{RTab}; f_w \cdot F_{Rmax})$$

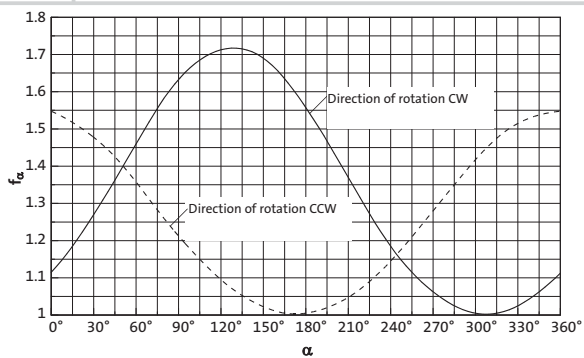
### Permissible axial force

$$F_{Aperm} = F_{ATab} \quad \text{at } F_R = 0$$

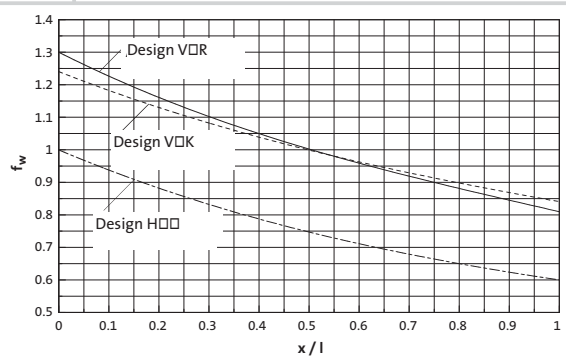
Contact Lenze if  $F_R$  and  $F_A \neq 0$



**$f_\alpha$**  Effective direction factor at output shaft



**$f_w$**  Additional load factor at output shaft



# Technical data - Shaft-mounted helical gearboxes

## Permissible radial and axial forces - Output



VCK	Solid shaft with flange													
	Application of force $F_r$ : Centre of shaft journal ( $x = l/2$ )													
	$F_{aTab}$ only valid for $F_r = 0$													
$n_2$ [rpm]	GFL 04		GFL 05		GFL 06		GFL 07		GFL 09		GFL 11		GFL 14	
	$F_{rTab}$ [N]	$F_{aTab}$ [N]	$F_{rTab}$ [N]	$F_{aTab}$ [N]	$F_{rTab}$ [N]	$F_{aTab}$ [N]	$F_{rTab}$ [N]	$F_{aTab}$ [N]	$F_{rTab}$ [N]	$F_{aTab}$ [N]	$F_{rTab}$ [N]	$F_{aTab}$ [N]	$F_{rTab}$ [N]	$F_{aTab}$ [N]
400	3200	2200	4300	3100	6100	4300	6400	6100	7800	6100	12500	6800	18000	6000
250	3700	2600	5100	3900	7000	5500	7400	6500	9000	6500	14500	8500	20000	8000
160	4400	3200	5900	4800	7800	6500	8900	7000	10500	7000	17000	10500	23000	10000
100	4600	4200	6800	6400	9600	8500	10500	9500	14000	9500	21500	17000	27500	13000
63	4600	4400	7000	6600	10000	10000	12000	11500	15000	11500	26000	22000	32000	19000
40	4600	4400	7000	6600	10000	10000	13000	11500	15000	11500	30000	27000	38000	26000
25	4600	4400	7000	6600	10000	10000	14000	11500	15000	11500	30000	27000	43000	35000
≤ 16	4600	4400	7000	6600	10000	10000	14000	11500	15000	11500	30000	27000	43000	35000
$F_{r max}$	4600	–	7400	–	11000	–	16000	–	16000	–	32000	–	46000	–

VDR	Solid shaft without flange													
	Application of force $F_r$ : Centre of shaft journal ( $x = l/2$ )													
	$F_{aTab}$ only valid for $F_r = 0$													
$n_2$ [rpm]	GFL 04		GFL 05		GFL 06		GFL 07		GFL 09*		GFL 11*		GFL 14	
	$F_{rTab}$ [N]	$F_{aTab}$ [N]	$F_{rTab}$ [N]	$F_{aTab}$ [N]	$F_{rTab}$ [N]	$F_{aTab}$ [N]	$F_{rTab}$ [N]	$F_{aTab}$ [N]	$F_{rTab}$ [N]	$F_{aTab}$ [N]	$F_{rTab}$ [N]	$F_{aTab}$ [N]	$F_{rTab}$ [N]	$F_{aTab}$ [N]
400	2300	2200	2400	2800	3200	4000	3200	3400	3800	3100	5500	4700	47000	25000
250	2700	2600	2700	3600	3600	5200	3600	4700	4400	4200	6300	6000	54000	27000
160	3200	3200	3200	4200	3900	6000	3900	6000	5500	5800	7300	7500	62000	29000
100	3600	4200	4000	5900	5100	8500	5100	8500	8000	10000	11200	14000	65000	32000
63	3600	5300	4800	6600	6500	10000	6500	12000	10000	13500	14500	19000	65000	35000
40	3600	5500	5800	6600	8400	10000	8400	14000	12000	17000	17400	25000	65000	35000
25	3600	5500	6200	6600	9000	10000	9000	14000	18000	21000	20500	27000	65000	35000
≤ 16	3600	5500	6200	6600	9000	10000	9000	14000	18000	21000	23000	27000	65000	35000
$F_{r max}$	3600	–	7000	–	11000	–	11000	–	22000	–	28000	–	65000	–

H00	Hollow shaft													
	Application of force $F_r$ : At hollow shaft end face ( $x = 0$ )													
	$F_{aTab}$ only valid for $F_r = 0$													
$n_2$ [rpm]	GFL 04		GFL 05		GFL 06		GFL 07		GFL 09		GFL 11		GFL 14	
	$F_{rTab}$ [N]	$F_{aTab}$ [N]	$F_{rTab}$ [N]	$F_{aTab}$ [N]	$F_{rTab}$ [N]	$F_{aTab}$ [N]	$F_{rTab}$ [N]	$F_{aTab}$ [N]	$F_{rTab}$ [N]	$F_{aTab}$ [N]	$F_{rTab}$ [N]	$F_{aTab}$ [N]	$F_{rTab}$ [N]	$F_{aTab}$ [N]
400	2800	2200	3000	2800	4300	4000	4500	3400	5000	3100	7300	4700	8000	4000
250	3200	2600	3400	3600	4700	5200	5100	4700	6000	4200	8700	6000	9000	5000
160	3800	3200	4100	4200	5000	6000	6400	6000	7200	5800	10000	7500	9500	6200
100	4600	4200	5000	5900	6600	8500	7900	8500	10500	10000	14200	14000	11500	7500
63	5500	5300	6000	6600	8500	10000	9300	12000	13000	13500	19000	19000	14000	11000
40	6300	5500	7100	6600	10800	10000	11500	14000	15000	17000	23000	25000	18000	17500
25	7000	5500	8000	6600	12000	10000	15000	14000	22000	21000	27000	27000	30000	31000
≤ 16	7000	5500	8000	6600	12000	10000	16000	14000	24000	21000	30000	27000	45000	35000
$F_{r max}$	7000	–	10000	–	15000	–	20000	–	30000	–	38000	–	56000	–

\* A reinforced output shaft bearing is available on request for VDR designs.

Neither radial nor axial forces are permitted on hollow shafts with shrink disc (S□□).

# Technical data - Shaft-mounted helical gearboxes

## Permissible radial and axial forces - Input

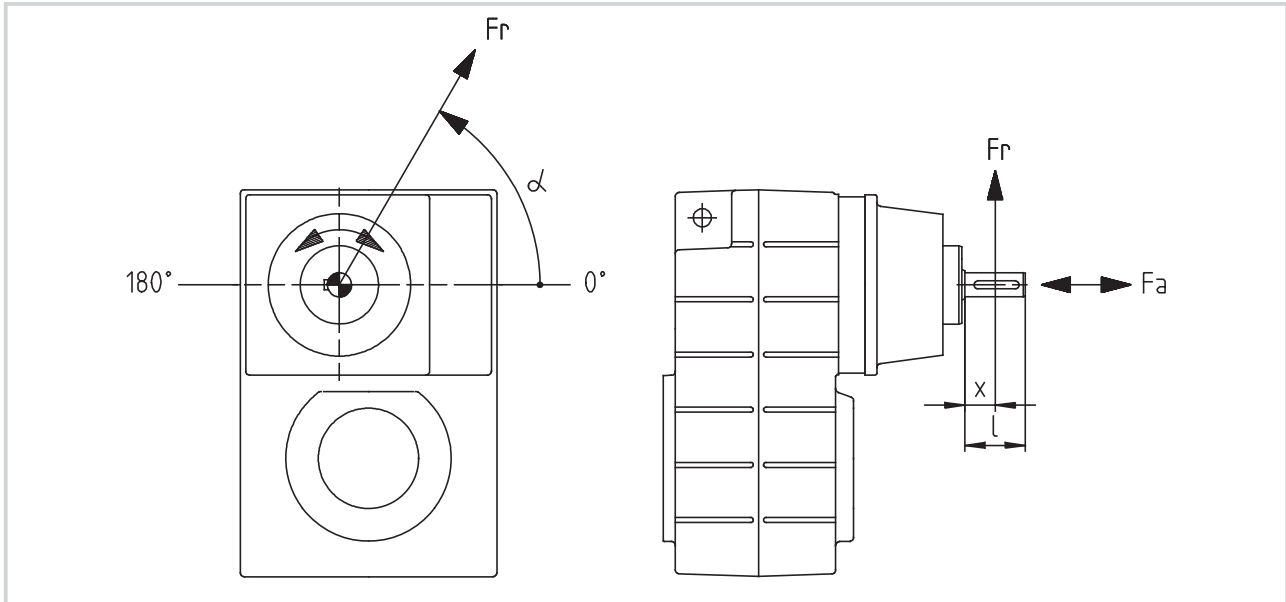
### Permissible radial force

$$F_{Rperm} = \min(f_w \cdot f_\alpha \cdot F_{RTab}; f_w \cdot F_{Rmax})$$

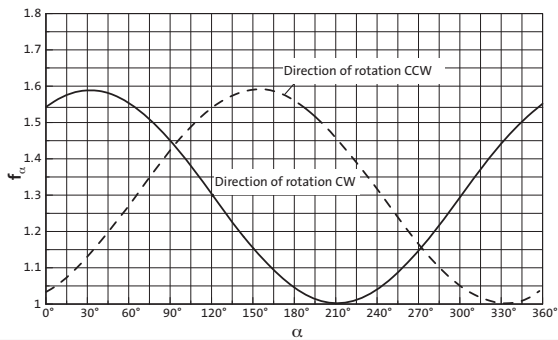
### Permissible axial force

$$F_{Aperm} = F_{ATab} \quad \text{at } F_R = 0$$

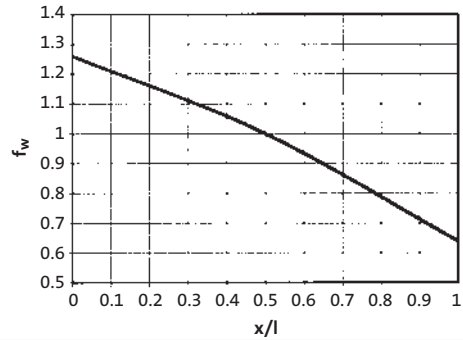
Contact Lenze if  $F_R$  and  $F_A \neq 0$



**$f_\alpha$**  Effective direction factor at input shaft



**$f_w$**  Additional load factor at input shaft



W	Application of force $F_r$ : Centre of shaft journal ( $x = l/2$ )															
	$F_{aTab}$ only valid for $F_r = 0$															
	Drive size															
$n_1$ [rpm]	1A 1B		1C		1D		1E		1F		1G		1H		1K	
	$F_{rTab}$ [N]	$F_{aTab}$ [N]	$F_{rTab}$ [N]	$F_{aTab}$ [N]	$F_{rTab}$ [N]	$F_{aTab}$ [N]	$F_{rTab}$ [N]	$F_{aTab}$ [N]	$F_{rTab}$ [N]	$F_{aTab}$ [N]	$F_{rTab}$ [N]	$F_{aTab}$ [N]	$F_{rTab}$ [N]	$F_{aTab}$ [N]	$F_{rTab}$ [N]	$F_{aTab}$ [N]
700	830	1200	1150	1400	1470	1500	2140	1600	3200	2800	4000	4500	5000	6000	8500	10000
1400	570	770	780	900	1000	740	1400	800	2200	1700	3200	2000	4000	2500	7000	5300
2800	440	530	590	620	770	470	940	460	1700	1100	2300	1600	3000	2000	5000	3500
$F_{Rmax}$	1850	-	1650	-	3000	-	4900	-	5600	-	8000	-	10000	-	12000	-

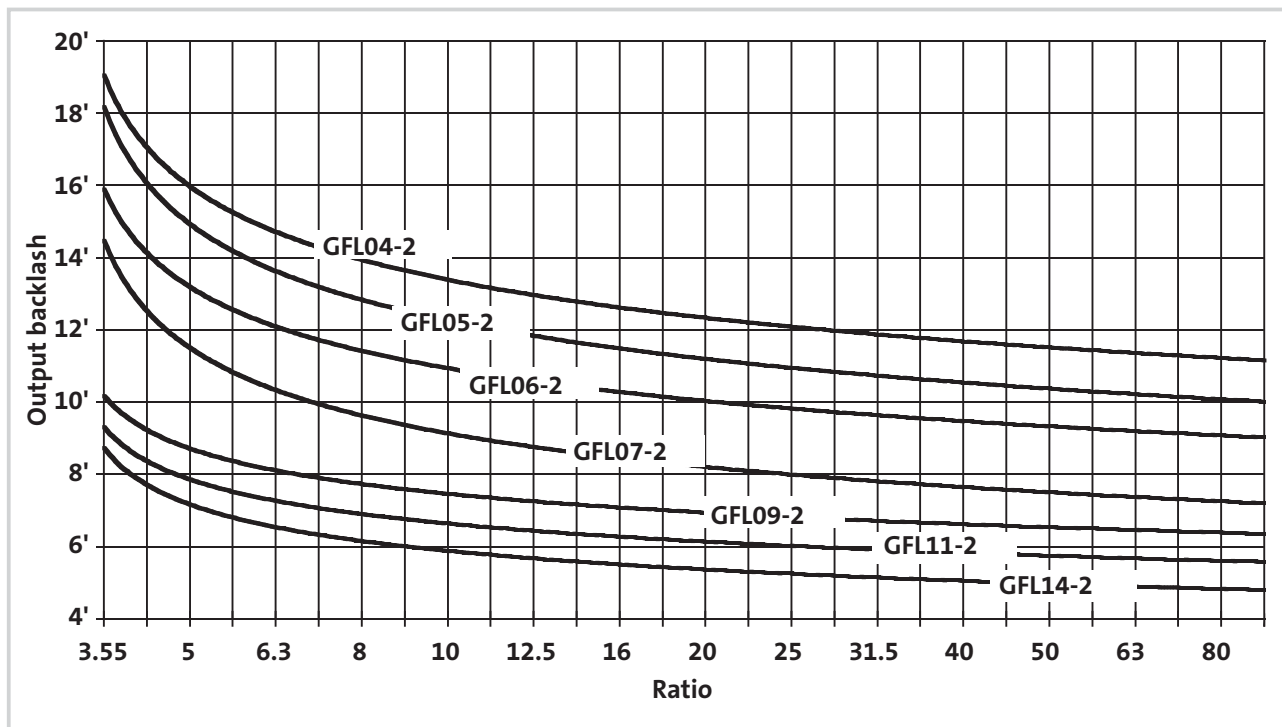


# Technical data - Shaft-mounted helical gearboxes

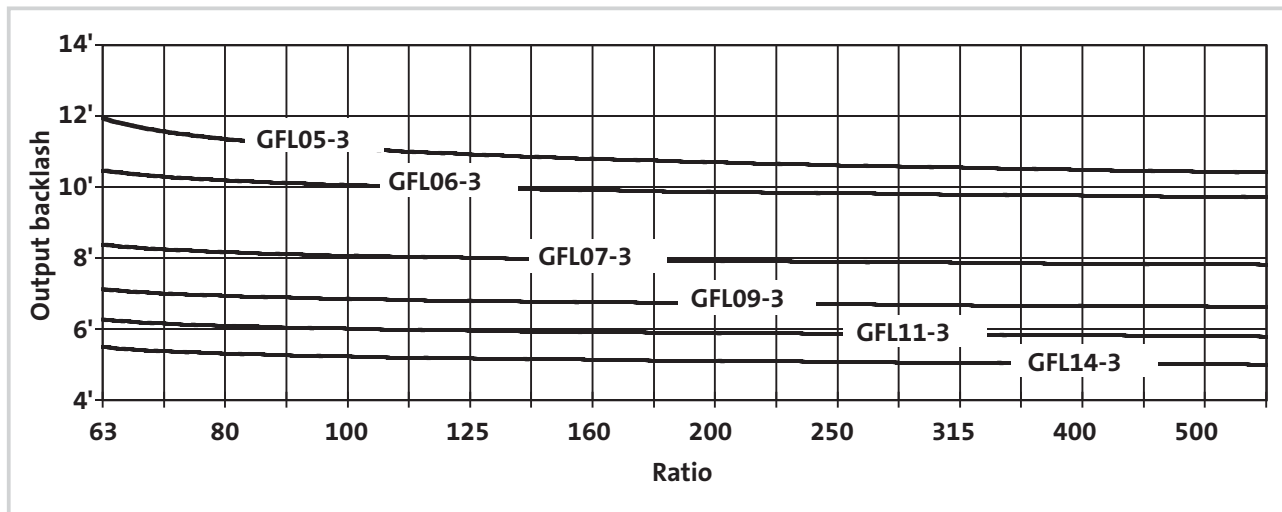
Output backlash in angular minutes



GFL □□-2



GFL □□-3



# Technical data - Shaft-mounted helical gearboxes

## Moments of inertia

i	J <sub>G</sub> [kgm <sup>2</sup> ]	i	J <sub>G</sub> [kgm <sup>2</sup> ]	i	J <sub>G</sub> [kgm <sup>2</sup> ]	i	J <sub>G</sub> [kgm <sup>2</sup> ]
<b>GFL 04 - 2</b>		<b>GFL 05 - 2</b>		<b>GFL 06 - 2</b>		<b>GFL 07 - 2</b>	
3.659	1.51E-04	3.333	1.68E-04	3.675	7.75E-04	3.350	1.96E-03
5.018	8.58E-05	4.571	1.57E-04	5.211	4.41E-04	4.643	1.20E-03
5.833	9.25E-05	5.133	9.53E-05	5.750	3.67E-04	5.159	1.11E-03
6.422	5.55E-05	5.667	1.03E-04	6.450	2.94E-04	5.695	9.27E-04
7.025	4.73E-05	6.400	8.22E-05	7.147	4.08E-04	6.400	9.20E-04
8.379	6.66E-05	7.040	1.47E-04	8.400	3.55E-04	7.150	1.19E-03
9.333	6.13E-05	7.771	1.45E-04	9.463	2.72E-04	8.324	1.11E-03
10.238	3.66E-05	9.010	9.51E-05	10.092	2.52E-04	9.379	8.58E-04
11.491	4.10E-05	9.946	8.85E-05	11.520	1.73E-04	9.714	8.03E-04
12.800	3.82E-05	11.360	7.61E-05	12.978	2.61E-04	11.538	8.52E-04
14.706	2.82E-05	12.800	5.61E-05	14.743	1.95E-04	13.000	7.97E-04
16.087	2.45E-05	14.538	5.27E-05	16.128	1.68E-04	14.200	6.35E-04
17.920	2.30E-05	15.904	6.03E-05	18.169	1.57E-04	15.904	5.27E-04
20.519	1.71E-05	17.920	3.93E-05	20.571	1.19E-04	17.920	4.98E-04
22.857	1.63E-05	20.286	4.28E-05	23.175	1.13E-04	20.286	3.47E-04
25.136	1.29E-05	22.857	2.43E-05	25.200	9.04E-05	22.857	2.00E-04
28.000	1.23E-05	24.850	3.26E-05	28.389	8.61E-05	24.850	2.66E-04
31.600	8.55E-06	28.000	1.43E-05	32.800	5.81E-05	28.000	1.46E-04
35.200	8.18E-06	32.344	2.04E-05	36.951	5.56E-05	32.344	1.69E-04
40.697	5.80E-06	36.444	1.95E-05	40.800	4.25E-05	36.444	1.61E-04
45.333	5.58E-06	40.233	1.48E-05	45.963	4.07E-05	39.642	1.25E-04
51.579	3.81E-06	45.333	1.42E-05	52.800	2.64E-05	44.667	1.20E-04
57.455	3.67E-06	52.067	9.29E-06	59.481	2.51E-05	52.067	7.83E-05
64.636	2.63E-06	58.667	8.97E-06	64.080	1.93E-05	58.667	7.53E-05
72.000	2.54E-06	63.190	6.79E-06	72.189	1.87E-05	63.190	5.73E-05
85.156	1.59E-06	71.200	6.38E-06	81.000	1.25E-05	71.200	5.55E-05
94.857	1.54E-06	80.763	4.34E-06	91.250	1.21E-05	79.875	3.66E-05
		91.000	4.21E-06			90.000	3.58E-05
		<b>GFL 05 - 3</b>		<b>GFL 06 - 3</b>		<b>GFL 07 - 3</b>	
		61.653	2.02E-05	66.213	2.92E-05	65.306	7.90E-05
		90.123	1.45E-05	72.000	2.64E-05	72.452	8.94E-05
		101.547	1.97E-05	81.111	2.59E-05	81.636	8.80E-05
		114.952	1.96E-05	88.200	1.90E-05	92.413	6.09E-05
		129.524	1.42E-05	99.361	1.87E-05	104.127	6.01E-05
		140.817	1.41E-05	116.571	9.06E-06	113.206	4.48E-05
		158.667	1.09E-05	131.323	2.08E-05	127.556	4.42E-05
		177.027	1.09E-05	144.320	1.10E-05	147.347	2.75E-05
		199.467	7.31E-06	162.583	1.09E-05	166.025	2.71E-05
		227.989	7.28E-06	179.520	1.02E-05	183.285	1.94E-05
		256.889	5.05E-06	202.237	1.01E-05	206.519	1.92E-05
		288.948	5.04E-06	231.200	6.79E-06	224.636	1.80E-05
		325.576	3.34E-06	260.457	6.74E-06	253.111	1.79E-05
		362.100	3.33E-06	293.018	4.43E-06	290.706	1.12E-05
		408.000	2.33E-06	299.200	6.38E-06	327.556	1.11E-05
		477.052	2.33E-06	367.200	3.02E-06	352.811	8.11E-06
		537.524	1.42E-06	413.667	3.00E-06	397.533	8.05E-06
				475.200	2.86E-06	430.222	1.04E-05
				535.333	2.85E-06	522.133	7.54E-06
				576.720	2.77E-06	562.391	7.31E-06
				649.700	2.76E-06	633.680	7.29E-06
				759.806	1.67E-06	718.786	4.66E-06
				855.954	1.67E-06	809.900	4.64E-06

Note: The moments of inertia relate to the gearbox input shaft

# Technical data - Shaft-mounted helical gearboxes

## Moments of inertia



i	J <sub>G</sub> [kgm <sup>2</sup> ]	i	J <sub>G</sub> [kgm <sup>2</sup> ]	i	J <sub>G</sub> [kgm <sup>2</sup> ]
<b>GFL 09 - 2</b>		<b>GFL 11 - 2</b>		<b>GFL 14 - 2</b>	
6.864	4.13E-03	6.864	1.24E-02	7.150	3.44E-02
7.466	3.87E-03	7.466	1.16E-02	7.777	3.21E-02
9.010	2.68E-03	9.010	7.96E-03	8.800	2.47E-02
9.799	2.53E-03	9.799	7.48E-03	9.571	2.32E-02
11.167	1.95E-03	10.720	6.50E-03	11.538	2.42E-02
12.307	2.76E-03	12.480	8.15E-03	13.000	2.25E-02
14.333	2.00E-03	14.538	5.84E-03	14.200	2.15E-02
16.333	1.55E-03	15.904	5.13E-03	15.620	1.56E-02
18.407	1.46E-03	17.920	4.83E-03	17.600	1.46E-02
19.667	1.21E-03	20.286	3.61E-03	19.948	1.11E-02
22.164	1.13E-03	22.857	3.43E-03	22.476	1.05E-02
24.111	9.04E-04	24.850	2.69E-03	24.456	8.32E-03
27.173	8.63E-04	28.000	2.57E-03	27.556	7.94E-03
32.667	5.43E-04	32.739	1.71E-03	32.344	5.29E-03
36.815	5.21E-04	36.889	1.65E-03	36.444	5.07E-03
39.667	4.07E-04	40.233	1.26E-03	39.642	3.80E-03
44.704	3.92E-04	45.333	1.22E-03	44.667	3.66E-03
51.333	2.59E-04	52.067	8.08E-04	52.067	2.46E-03
57.852	2.50E-04	58.667	7.81E-04	58.667	2.38E-03
62.300	.89E-04	63.190	5.90E-04	63.190	1.80E-03
70.211	1.83E-04	71.200	5.72E-04	71.200	1.74E-03
78.750	1.25E-04	79.875	3.87E-04	79.875	1.18E-03
88.750	1.21E-04	90.000	3.76E-04	90.000	1.15E-03
<b>GFL 09 - 3</b>		<b>GFL 11 - 3</b>		<b>GFL 14 - 3</b>	
63.326	2.34E-04	65.306	6.97E-04	64.296	2.63E-03
73.173	2.47E-04	73.335	7.84E-04	68.708	1.99E-03
82.465	2.43E-04	82.631	7.71E-04	77.418	1.94E-03
93.333	1.68E-04	93.540	5.05E-04	85.037	2.16E-03
105.185	1.65E-04	105.397	4.97E-04	104.889	9.32E-04
114.333	1.23E-04	114.586	3.71E-04	114.126	8.32E-04
128.852	1.21E-04	129.111	3.66E-04	128.593	8.14E-04
148.815	7.73E-05	149.144	2.30E-04	136.889	1.68E-03
167.712	7.62E-05	168.049	2.27E-04	156.148	5.92E-04
185.111	5.48E-05	182.792	1.66E-04	170.074	6.96E-04
208.617	5.41E-05	205.963	1.64E-04	202.074	3.69E-04
224.778	5.05E-05	224.636	1.52E-04	224.636	4.74E-04
253.321	5.00E-05	253.111	1.50E-04	253.111	4.70E-04
290.889	3.13E-05	267.259	1.87E-04	273.778	5.76E-04
327.827	3.10E-05	327.556	1.37E-04	332.444	4.30E-04
353.033	2.26E-05	358.077	6.79E-05	352.811	2.16E-04
397.863	2.24E-05	403.467	6.73E-05	397.533	2.14E-04
424.247	2.86E-05	430.222	8.53E-05	430.222	2.73E-04
514.881	2.08E-05	522.133	6.23E-05	522.133	1.98E-04
554.470	2.01E-05	562.391	5.99E-05	562.391	1.91E-04
624.879	2.00E-05	633.680	5.96E-05	633.680	1.90E-04
700.875	1.30E-05	710.888	3.85E-05	710.888	1.26E-04
789.875	1.29E-05	801.000	3.84E-05	801.000	1.25E-04

Note: The moments of inertia relate to the gearbox input shaft

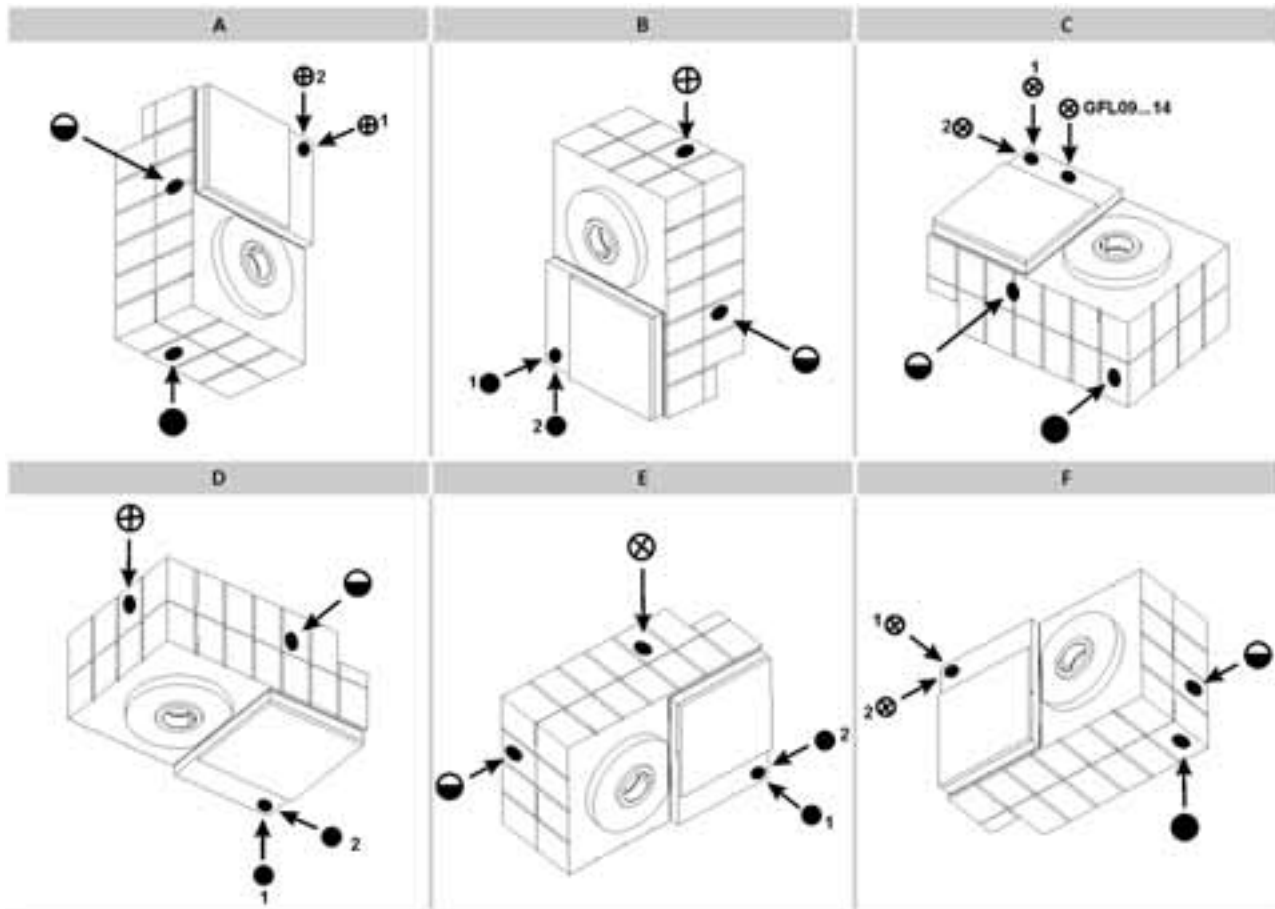
### Drive Design N / W

Design of drive	Drive size								
	1A	□B	□C	□D	□E	□F	□G	□H	□K
	JA [kgm <sup>2</sup> ]								
<b>Mounting flange (N)</b>	2.37E-05	2.37E-05	8.03E-05	1.50E-04	5.19E-04	7.99E-04	1.84E-03	6.59E-03	1.24E-02
<b>Free input shaft (W)</b>	2.25E-05	2.41E-05	6.21E-05	1.57E-04	2.73E-04	7.57E-04	1.25E-03	3.03E-03	6.88E-03



### Position of ventilation, sealing elements and oil control

GFL05 ... 14-2



(A ... F) Mounting position

⊗ Ventilation/oil filler plug

● Oil drain plug

◐ Oil control plug

\*On both sides

\*\* Opposite

Pos. 1 Standard

Pos. 2 only with

▶ GFL05-2N V□□ 1D / 2D

▶ GFL05-2N V□□ 1E ... 5E

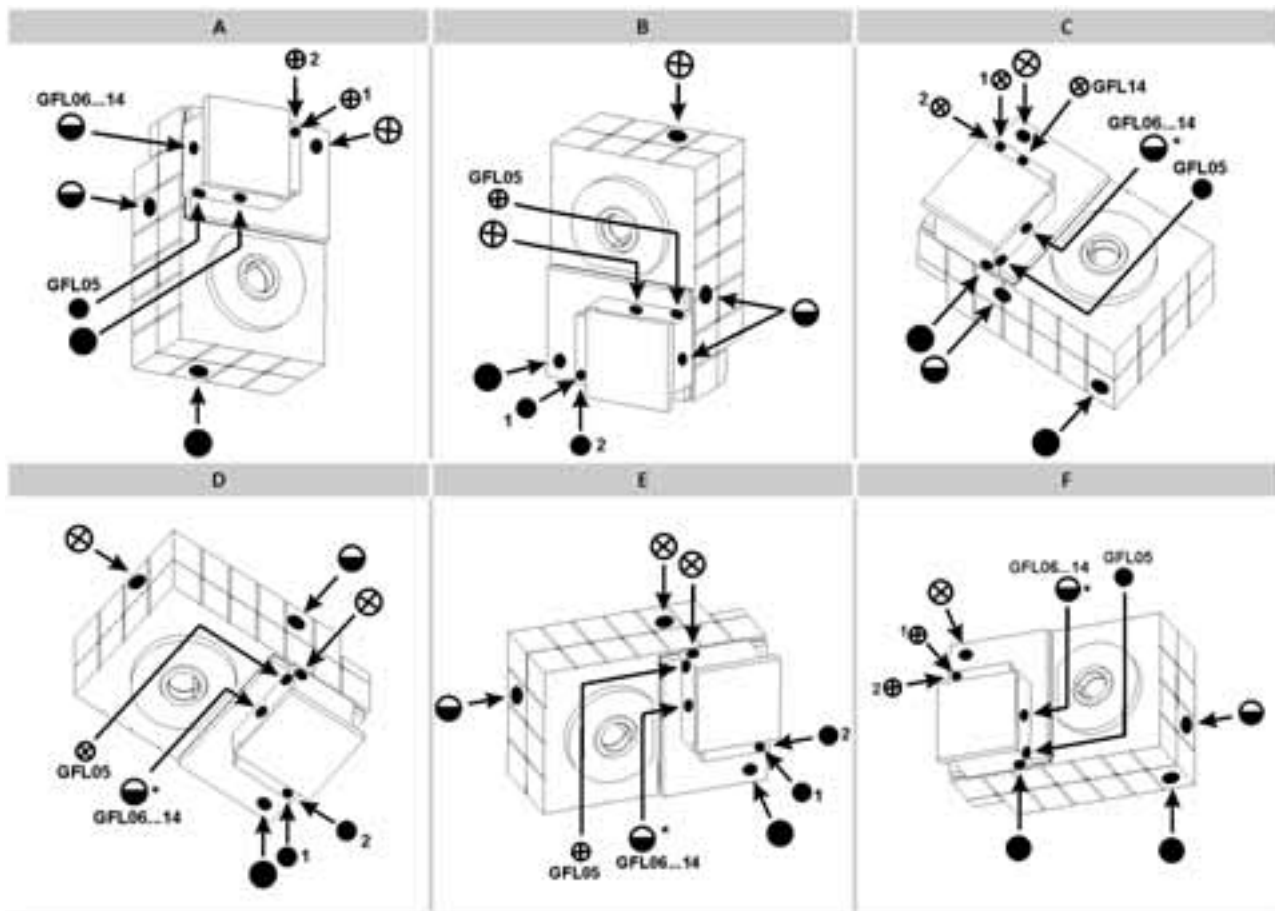
▶ GFL06-2W V□□ 1F

▶ GFL07-2N V□□ 1H / 3H



## Position of ventilation, sealing elements and oil control

GFL05 ... 14-3



(A ... F) Mounting position

⊗ Ventilation/oil filler plug

● Oil drain plug

◐ Oil control plug

\*On both sides

\*\* Opposite

Pos. 1 Standard

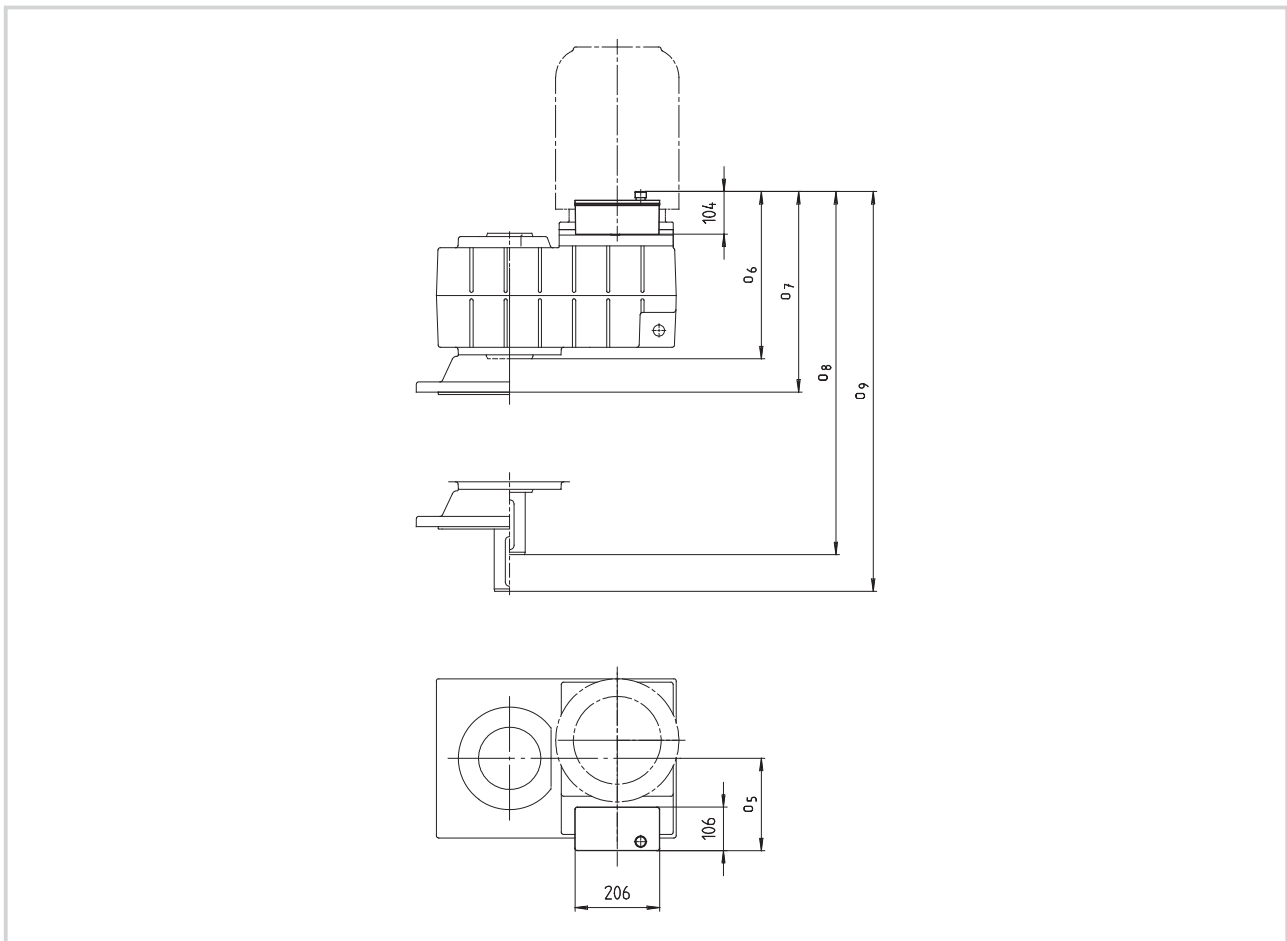
Pos. 2 only with

▶ GFL07-3N V□□ 1D / 2D

▶ GFL07-3N V□□ 1E ... 5E

▶ GFL09-3W V□□ 1F

### Reservoir for mounting position C



4

Shaft-mounted helical gearbox		Motor frame size/drive size			
GFL□□-2N		□D / □E / □F		□G	□H / □K
GFL□□-2W		1E	1F / 1G		1H / 1K
09	05	165	187	204	219
	06	344	344	344	344
	07	405	405	405	405
	08	464	464	464	464
	09	525	525	525	525
11	05	154	176	200	214
	06	387	391	391	391
	07	448	452	452	452
	08	547	551	551	551
	09	608	612	612	612
14	05		181	211	211
	06		446	446	446
	07		507	507	507
	08		646	646	646
	09		707	707	707

► Foot in position 3 is not permissible.





### GFL□□-2N HCR/HDR

Gearbox size	Drive size																		
	1A	1B 2B	5B	□C	□D	1E 2E 3E	4E 5E	1F 2F	3F	1G 3G	2G	5G	1H	2H	3H	5H	6H	1K	2K
04	9.4	10	13	13	16														
05		23	26	26	29	31	35												
06		37	40	40	43	45	49	47	51										
07				66	69	71	75	73	76	96	93	89	104		100	92			
09					115	118	121	119	122	143	140	135	151	155	147	139	142	171	
11						203	206	204	207	226	223	219	234	238	230	223	226	255	262
14										367	364	360	375	379	371	363	366	393	400

### GFL□□-3N HCR/HDR

Gearbox size	Drive size																
	1A	1B 2B	5B	□C	□D	1E 2E 3E	4E 5E	1F 2F	3F	1G 3G	2G	5G	1H	2H	3H	5H	6H
05	23	24	27	27													
06	40	41	44	44	47												
07		71	74	74	77	79	83										
09		122	125	125	128	131	134	132	136								
11				218	221	224	227	226	229	249	246	241	257	261	253	245	248
14					378	380	384	381	385	405	402	398	413	417	409	401	405

### GFL□□-2W HCR/HDR

Gearbox size	Drive size								
	1A	1B	1C	1D	1E	1F	1G	1H	1K
04	7.9	8.5	10						
05		22	23	25					
06			37	40	43	51			
07				65	68	77	82		
09					114	123	129	144	
11						208	212	227	243
14							353	368	381

### GFL□□-3W HCR/HDR

Gearbox size	Drive size							
	1A	1B	1C	1D	1E	1F	1G	1H
05	22	23	24					
06	39	39	41					
07		70	71	73				
09			122	125	128	137		
11				218	221	230	235	
14					377	385	391	406

Weights in [kg] with oil capacity for mounting position A. All data is approximate.

Note the additional weights on page 4-15.



### Gearbox additional weights

Gearbox size	Solid shaft	Hollow shaft with shrink disc	Flange	Foot
	V□□	S□□	□□K	□A□ □B□
04	0.6	0.6	2.5	1.0
05	1.0	0.8	4.0	1.5
06	2.5	1.0	7.0	2.5
07	5.0	1.5	11	4.0
09	8.0	3.0	16	7.0
11	16	5.0	24	14
14	33	11	33	23

# Shaft-mounted helical gearbox selection table

## Gearbox with mounting flange

$M_2 \text{ perm} \leq 190 \text{ Nm}$				GFL04-2N □□□									
Gearbox	Mounting flange size Motor frame size Flange diameter			i	50 Hz			60 Hz			50 Hz	60 Hz	
					$P_1 \text{ perm}$	$M_2 \text{ perm}$	$n_2$	$P_1 \text{ perm}$	$M_2 \text{ perm}$	$n_2$			Consultation required for mounting position
				$n_1 = 2800 \text{ rpm}$			$n_1 = 3360 \text{ rpm}$						
GFL04 - 2N □□□	1A			7.025	1.03	24	399	1.03	20	478		C, D	
	63			16.087	1.03	55	174	1.03	46	209		C, D	
	90			17.920	1.03	61	156	1.03	51	188		C, D	
				20.519	0.96	65	137	0.96	54	164		C, D	
				22.857	0.96	72	123	0.96	60	147		C, D	
				31.600	1.19	125	89	1.19	104	106		C, D	
				35.200	1.19	139	80	1.19	116	96		C, D	
				40.697	1.00	134	69	1.00	112	83		C, D	
				45.333	1.00	150	62	1.00	125	74		C, D	
				51.579	0.87	149	54	0.87	124	65		C, D	
				57.455	0.84	161	49	0.84	134	59		C, D	
				64.636	0.71	151	43	0.71	126	52		C, D	
				72.000	0.74	177	39	0.76	151	47		C, D	
				85.156	0.37	103	33	0.37	88	40		C, D	
				94.857	0.37	116	30	0.38	99	35		C, D	
GFL04 - 2N □□□	□B			3.659	2.23	27	765	2.08	21	918		C, D	
	1B	2B	5B	5.018	2.23	37	558	2.08	29	670		C, D	
	71	63	56C	5.833	2.23	43	480	2.08	33	576		C, D	
	105	90	Nema	6.422	2.23	47	436	2.08	37	523		C, D	
				7.025	2.23	52	399	2.08	40	478		C, D	
				8.379	2.23	62	334	2.08	48	401		C, D	
				9.333	2.23	69	300	2.08	53	360		C, D	
				10.238	2.23	76	274	2.08	59	328		C, D	
				11.491	2.23	85	244	2.08	66	292		C, D	
				12.800	2.23	95	219	2.08	73	263		C, D	
				14.706	2.23	109	190	2.08	84	229		C, D	
				16.087	2.23	119	174	2.08	92	209		C, D	
				17.920	2.23	132	156	2.08	103	188		C, D	
				20.519	2.03	138	137	2.03	115	164		C, D	
				22.857	1.79	136	123	1.79	113	147		C, D	
				25.136	1.98	165	111	1.98	138	134		C, D	
				28.000	1.67	155	100	1.67	129	120		C, D	
				31.600	1.63	171	89	1.63	142	106		C, D	
				35.200	1.35	157	80	1.35	131	96		C, D	
				40.697	1.28	173	69	1.28	144	83		C, D	
				45.333	1.06	159	62	1.06	132	74		C, D	
				51.579	1.03	175	54	1.03	146	65		C, D	
				57.455	0.84	161	49	0.84	134	59		C, D	
				64.636	0.71	151	43	0.71	126	52		C, D	
				72.000	0.74	177	39	0.76	151	47		C, D	
GFL04 - 2N □□□	□C			3.659	3.04	37	765	2.82	28	918		C, D	
	1C	2C	3C	5.018	3.04	50	558	2.82	39	670		C, D	
	80	71	71	5.833	3.04	59	480	2.82	45	576		C, D	
	160	160	105	6.422	3.04	65	436	2.82	50	523		C, D	
				7.025	3.04	71	399	2.82	55	478		C, D	
				8.379	3.04	84	334	2.82	65	401		C, D	
				9.333	3.04	94	300	2.82	73	360		C, D	
				10.238	3.04	103	274	2.82	80	328		C, D	
				11.491	3.04	115	244	2.82	89	292		C, D	
				12.800	3.04	129	219	2.82	100	263		C, D	
				14.706	3.04	148	190	2.82	115	229		C, D	
				16.087	2.78	148	174	2.78	123	209		C, D	
				17.920	2.29	136	156	2.29	113	188		C, D	
				20.519	2.19	149	137	2.19	124	164		C, D	
				22.857	1.79	136	123	1.79	113	147		C, D	
				25.136	2.03	169	111	2.03	141	134		C, D	
				28.000	1.67	155	100	1.67	129	120		C, D	
				31.600	1.63	171	89	1.63	142	106		C, D	
				35.200	1.35	157	80	1.35	131	96		C, D	
				40.697	1.28	173	69	1.28	144	83		C, D	
				45.333	1.06	159	62	1.06	132	74		C, D	

For dimensions, see page 4-92 onwards.

# Shaft-mounted helical gearbox selection table

## Gearbox with mounting flange



$M_2 \text{ perm} \leq 190 \text{ Nm}$				GFL04-2N □□□								
Gearbox	Mounting flange size Motor frame size Flange diameter			i	50 Hz			60 Hz			50 Hz	60 Hz
					$P_1 \text{ perm}$	$M_2 \text{ perm}$	$n_2$	$P_1 \text{ perm}$	$M_2 \text{ perm}$	$n_2$	Consultation required for mounting position	
					[kW]	[Nm]	[rpm]	[kW]	[Nm]	[rpm]		
					<b><math>n_1 = 2800 \text{ rpm}</math></b>			<b><math>n_1 = 3360 \text{ rpm}</math></b>				
GFL04 - 2N □□□ □D				3.659	3.75	45	765	3.49	35	918		C, D
1D	2D	5D		5.018	3.75	62	558	3.49	48	670		C, D
90	80	143/145TC		5.833	3.75	72	480	3.49	56	576		C, D
160	160	Nema		6.422	3.75	80	436	3.49	62	523		C, D
				7.025	3.75	87	399	3.49	68	478		C, D
				8.379	3.75	104	334	3.49	81	401		C, D
				9.333	3.75	116	300	3.49	90	360		C, D
				10.238	3.75	127	274	3.49	98	328		C, D
				11.491	3.75	143	244	3.49	111	292		C, D
				12.800	3.18	135	219	3.18	112	263		C, D
				14.706	3.04	148	190	3.04	123	229		C, D
				16.087	2.78	148	174	2.78	123	209		C, D
				17.920	2.29	136	156	2.29	113	188		C, D
				20.519	2.19	149	137	2.19	124	164		C, D
				22.857	1.79	136	123	1.79	113	147		C, D
				25.136	2.03	169	111	2.03	141	134		C, D
				28.000	1.67	155	100	1.67	129	120		C, D
					<b><math>n_1 = 1400 \text{ rpm}</math></b>			<b><math>n_1 = 1680 \text{ rpm}</math></b>				
GFL04 - 2N □□□ 1A				7.025	0.63	30	199	0.73	28	239		
63				16.087	0.63	68	87	0.73	65	104		
90				17.920	0.63	75	78	0.73	73	94		
				20.519	0.59	80	68	0.68	77	82		
				22.857	0.59	89	61	0.68	86	74		
				31.600	0.65	135	44	0.78	135	53		
				35.200	0.65	151	40	0.78	151	48		
				40.697	0.54	146	34	0.65	146	41		
				45.333	0.54	162	31	0.65	162	37		
				51.579	0.47	162	27	0.57	162	33		
				57.455	0.46	174	24	0.55	174	29		
				64.636	0.38	164	22	0.46	164	26		
				72.000	0.37	177	19	0.45	177	23		
				85.156	0.18	103	16	0.22	103	20		
				94.857	0.19	116	15	0.22	116	18		
GFL04 - 2N □□□ □B				3.659	1.37	33	383	1.59	32	459		
1B	2B	5B		5.018	1.37	46	279	1.59	44	335		
71	63	56C		5.833	1.37	53	240	1.59	51	288		
105	90	Nema		6.422	1.37	58	218	1.59	56	262		
				7.025	1.37	64	199	1.59	62	239		
				8.379	1.37	76	167	1.59	73	201		
				9.333	1.37	85	150	1.59	82	180		
				10.238	1.37	93	137	1.59	90	164		
				11.491	1.37	105	122	1.59	101	146		
				12.800	1.37	116	109	1.59	112	131		
				14.706	1.37	134	95	1.59	129	114		
				16.087	1.37	146	87	1.59	141	104		
				17.920	1.37	163	78	1.59	157	94		
				20.519	1.25	170	68	1.44	163	82		
				22.857	1.10	167	61	1.28	161	74		
				25.136	1.07	179	56	1.29	179	67		
				28.000	0.91	168	50	1.09	168	60		
				31.600	0.88	185	44	1.06	185	53		
				35.200	0.73	170	40	0.88	170	48		
				40.697	0.69	187	34	0.83	187	41		
				45.333	0.57	172	31	0.69	172	37		
				51.579	0.56	190	27	0.67	190	33		
				57.455	0.46	174	24	0.55	174	29		
				64.636	0.38	164	22	0.46	164	26		
				72.000	0.37	177	19	0.45	177	23		

For dimensions, see page 4-92 onwards.

# Shaft-mounted helical gearbox selection table

## Gearbox with mounting flange

$M_2 \text{ perm} \leq 190 \text{ Nm}$								GFL04-2N □□□								
Gearbox	Mounting flange size Motor frame size Flange diameter							i	50 Hz			60 Hz			50 Hz	60 Hz
	P <sub>1 perm</sub>	M <sub>2 perm</sub>	n <sub>2</sub>	P <sub>1 perm</sub>	M <sub>2 perm</sub>	n <sub>2</sub>	Consultation required for mounting position									
								[kW]	[Nm]	[rpm]	[kW]	[Nm]	[rpm]			
								<b>n<sub>1</sub> = 1400 rpm</b>			<b>n<sub>1</sub> = 1680 rpm</b>					
GFL04 - 2N □□□ □C								3.659	1.87	45	383	2.16	44	459		
1C	2C	3C	4C	5C	6C	7C		5.018	1.87	62	279	2.16	60	335		
80	71	71	71	56C	63	80		5.833	1.87	72	240	2.16	69	288		
160	160	105	120	Nema	160	120		6.422	1.87	79	218	2.16	76	262		
								7.025	1.87	87	199	2.16	84	239		
								8.379	1.87	104	167	2.16	100	201		
								9.333	1.87	115	150	2.16	111	180		
								10.238	1.87	127	137	2.16	122	164		
								11.491	1.87	142	122	2.16	137	146		
								12.800	1.87	158	109	2.16	152	131		
								14.706	1.87	182	95	2.16	175	114		
								16.087	1.71	182	87	1.98	175	104		
								17.920	1.41	167	78	1.63	161	94		
								20.519	1.35	183	68	1.56	176	82		
								22.857	1.10	167	61	1.28	161	74		
								25.136	1.10	183	56	1.32	183	67		
								28.000	0.91	168	50	1.09	168	60		
								31.600	0.88	185	44	1.06	185	53		
								35.200	0.73	170	40	0.88	170	48		
								40.697	0.69	187	34	0.83	187	41		
								45.333	0.57	172	31	0.69	172	37		
								<b>n<sub>1</sub> = 700 rpm</b>			<b>n<sub>1</sub> = 840 rpm</b>					
GFL04 - 2N □□□ 1A								7.025	0.32	30	100	0.38	30	120		
63								16.087	0.32	68	44	0.38	68	52		
90								17.920	0.32	75	39	0.38	75	47		
								20.519	0.30	80	34	0.35	80	41		
								22.857	0.30	89	31	0.35	89	37		
								31.600	0.32	135	22	0.39	135	27		
								35.200	0.32	151	20	0.39	151	24		
								40.697	0.27	146	17	0.32	146	21		
								45.333	0.27	162	15	0.32	162	19		
								51.579	0.24	162	14	0.28	162	16		
								57.455	0.23	174	12	0.27	174	15		
								64.636	0.19	164	11	0.23	164	13		
								72.000	0.19	177	9.7	0.22	177	12		
								85.156	0.09	103	8.2	0.11	103	9.9		
								94.857	0.09	116	7.4	0.11	116	8.9		
								<b>n<sub>1</sub> = 1400 rpm</b>			<b>n<sub>1</sub> = 1680 rpm</b>					
GFL04 - 2N □□□ □B								3.659	0.73	35	191	0.87	35	230		
1B	2B	5B						5.018	0.73	48	140	0.87	48	167		
71	63	56C						5.833	0.73	56	120	0.87	56	144		
105	90	Nema						6.422	0.78	66	109	0.93	66	131		
								7.025	0.74	69	100	0.89	69	120		

For dimensions, see page 4-92 onwards.

# Shaft-mounted helical gearbox selection table

## Gearbox with mounting flange



$M_2 \text{ perm} \leq 190 \text{ Nm}$				GFL04-2N □□□								
Gearbox	Mounting flange size Motor frame size Flange diameter			i	50 Hz			60 Hz			50 Hz	60 Hz
					$P_1 \text{ perm}$	$M_2 \text{ perm}$	$n_2$	$P_1 \text{ perm}$	$M_2 \text{ perm}$	$n_2$		
					[kW]	[Nm]	[rpm]	[kW]	[Nm]	[rpm]		
					<b><math>n_1 = 700 \text{ rpm}</math></b>			<b><math>n_1 = 840 \text{ rpm}</math></b>				
GFL04 - 2N □□□ □B				8.379	0.73	81	84	0.87	81	100		
1B	2B	5B		9.333	0.73	90	75	0.87	90	90		
71	63	56C		10.238	0.78	105	68	0.93	105	82		
105	90	Nema		11.491	0.73	110	61	0.87	110	73		
				12.800	0.73	123	55	0.87	123	66		
				14.706	0.78	151	48	0.93	151	57		
				16.087	0.74	158	44	0.89	158	52		
				17.920	0.70	167	39	0.84	167	47		
				20.519	0.63	170	34	0.75	170	41		
				22.857	0.55	167	31	0.66	167	37		
				25.136	0.54	179	28	0.64	179	33		
				28.000	0.45	168	25	0.54	168	30		
				31.600	0.44	185	22	0.53	185	27		
				35.200	0.36	170	20	0.44	170	24		
				40.697	0.35	187	17	0.42	187	21		
				45.333	0.29	172	15	0.34	172	19		
				51.579	0.28	190	14	0.33	190	16		
				57.455	0.23	174	12	0.27	174	15		
				64.636	0.19	164	11	0.23	164	13		
				72.000	0.19	177	9.7	0.22	177	12		
					<b><math>n_1 = 700 \text{ rpm}</math></b>			<b><math>n_1 = 840 \text{ rpm}</math></b>				
GFL04 - 2N □□□ □C				3.659	1.25	60	191	1.50	60	230		
1C	2C	3C	4C	5.018	1.25	83	140	1.50	83	167		
80	71	71	71	5.833	1.25	96	120	1.50	96	144		
160	160	105	120	6.422	1.21	103	109	1.45	103	131		
				7.025	1.15	107	100	1.38	107	120		
				8.379	1.25	138	84	1.50	138	100		
				9.333	1.25	154	75	1.50	154	90		
				10.238	1.18	159	68	1.41	159	82		
				11.491	1.19	181	61	1.43	181	73		
				12.800	0.98	166	55	1.18	166	66		
				14.706	0.93	182	48	1.12	182	57		
				16.087	0.85	182	44	1.03	182	52		
				17.920	0.70	167	39	0.84	167	47		
				20.519	0.67	183	34	0.81	183	41		
				22.857	0.55	167	31	0.66	167	37		
				25.136	0.55	183	28	0.66	183	33		
				28.000	0.45	168	25	0.54	168	30		
				31.600	0.44	185	22	0.53	185	27		
				35.200	0.36	170	20	0.44	170	24		
				40.697	0.35	187	17	0.42	187	21		
				45.333	0.29	172	15	0.34	172	19		
					<b><math>n_1 = 700 \text{ rpm}</math></b>			<b><math>n_1 = 840 \text{ rpm}</math></b>				
GFL04 - 2N □□□ □D				3.659	1.54	75	191	1.85	75	230		
1D	2D	5D		5.018	1.54	102	140	1.85	102	167		
90	80	143/145TC		5.833	1.54	119	120	1.85	119	144		
160	160	Nema		6.422	1.32	112	109	1.59	112	131		
				7.025	1.21	113	100	1.46	113	120		
				8.379	1.54	171	84	1.85	171	100		
				9.333	1.34	165	75	1.60	165	90		
				10.238	1.18	159	68	1.41	159	82		
				11.491	1.19	181	61	1.43	181	73		
				12.800	0.98	166	55	1.18	166	66		
				14.706	0.93	182	48	1.12	182	57		
				16.087	0.85	182	44	1.03	182	52		
				17.920	0.70	167	39	0.84	167	47		
				20.519	0.67	183	34	0.81	183	41		
				22.857	0.55	167	31	0.66	167	37		
				25.136	0.55	183	28	0.66	183	33		
				28.000	0.45	168	25	0.54	168	30		

For dimensions, see page 4-92 onwards.

# Shaft-mounted helical gearbox selection table

## Gearbox with mounting flange

$M_2 \text{ perm} \leq 345 \text{ Nm}$				GFL05-2N □□□								
Gearbox	Mounting flange size Motor frame size Flange diameter			i	50 Hz			60 Hz			50 Hz	60 Hz
					$P_1 \text{ perm}$	$M_2 \text{ perm}$	$n_2$	$P_1 \text{ perm}$	$M_2 \text{ perm}$	$n_2$		
					[kW]	[Nm]	[rpm]	[kW]	[Nm]	[rpm]		
					$n_1 = 2800 \text{ rpm}$			$n_1 = 3360 \text{ rpm}$				
GFL05 - 2N □□□ □B 1B 5B 71 56C 105 Nema				6.400	2.23	47	438	2.08	37	525		C, D
				15.904	2.23	117	176	2.08	91	211		C, D
				17.920	2.23	132	156	2.08	103	188		C, D
				20.286	2.23	150	138	2.08	116	166		C, D
				22.857	2.23	169	123	2.08	131	147		C, D
				32.344	1.97	211	87	1.97	176	104		C, D
				36.444	1.97	237	77	1.97	198	92		C, D
				40.233	1.65	219	70	1.65	183	84		C, D
				45.333	1.65	247	62	1.65	206	74		C, D
				52.067	1.32	228	54	1.32	190	65		C, D
				58.667	1.32	256	48	1.32	214	57		C, D
				63.190	1.10	231	44	1.10	192	53		C, D
				71.200	1.20	282	39	1.22	240	47		C, D
				80.763	0.81	217	35	0.83	185	42		C, D
			91.000	0.79	236	31	0.80	202	37		C, D	
GFL05 - 2N □□□ □C 1C 2C 3C 4C 5C 6C 7C 80 71 71 71 56C 63 80 160 160 105 120 Nema 160 120				6.400	3.04	64	438	2.82	50	525		C, D
				9.010	3.04	91	311	2.82	70	373		C, D
				9.946	3.04	100	282	2.82	77	338		C, D
				14.538	3.04	146	193	2.82	113	231		C, D
				15.904	3.04	160	176	2.82	124	211		C, D
				17.920	3.04	180	156	2.82	140	188		C, D
				20.286	3.04	204	138	2.82	158	166		C, D
				22.857	3.04	230	123	2.82	178	147		C, D
				24.850	3.45	284	113	3.21	220	135		C, D
				28.000	3.13	290	100	3.13	241	120		C, D
				32.344	2.97	318	87	2.97	265	104		C, D
				36.444	2.42	292	77	2.42	243	92		C, D
				40.233	2.39	318	70	2.39	265	84		C, D
				45.333	1.96	294	62	1.96	245	74		C, D
			52.067	1.66	286	54	1.66	238	65		C, D	
			58.667	1.53	297	48	1.53	248	57		C, D	
			63.190	1.25	260	44	1.25	217	53		C, D	
			71.200	1.30	305	39	1.33	260	47		C, D	
GFL05 - 2N □□□ □D 1D 2D 5D 90 80 143/145TC 160 160 Nema				3.333	3.75	41	840	3.49	32	1008		C, D
				4.571	3.75	57	613	3.49	44	735		C, D
				5.133	3.75	64	546	3.49	49	655		C, D
				5.667	3.75	70	494	3.49	55	593		C, D
				6.400	3.75	79	438	3.49	62	525		C, D
				7.040	3.75	87	398	3.49	68	477		C, D
				7.771	3.75	96	360	3.49	75	432		C, D
				9.010	3.75	112	311	3.49	87	373		C, D
				9.946	3.75	123	282	3.49	96	338		C, D
				11.360	3.75	141	247	3.49	109	296		C, D
				12.800	3.75	159	219	3.49	123	263		C, D
				14.538	3.75	180	193	3.49	140	231		C, D
				15.904	3.75	197	176	3.49	153	211		C, D
				17.920	3.75	222	156	3.49	172	188		C, D
				20.286	3.75	252	138	3.49	195	166		C, D
				22.857	3.36	254	123	3.36	212	147		C, D
				24.850	3.86	317	113	3.86	265	135		C, D
				28.000	3.13	290	100	3.13	241	120		C, D
				32.344	2.97	318	87	2.97	265	104		C, D
			36.444	2.42	292	77	2.42	243	92		C, D	
			40.233	2.39	318	70	2.39	265	84		C, D	
			45.333	1.96	294	62	1.96	245	74		C, D	
GFL05 - 2N □□□ □E 1E 1E 2E 3E 4E 5E 100 112 90 80 90 182/184TC 160 160 160 160 200 Nema				3.333	9.22	102	840	9.22	85	1008		C, D
				4.571	9.14	138	613	9.14	115	735		C, D
				5.133	9.22	157	546	9.22	131	655		C, D
				5.667	9.22	173	494	9.22	144	593		C, D
				6.400	6.64	141	438	6.64	117	525		C, D
				7.040	8.65	201	398	8.65	168	477		C, D
				7.771	8.16	210	360	8.16	175	432		C, D

For dimensions, see page 4-92 onwards.



# Shaft-mounted helical gearbox selection table

## Gearbox with mounting flange



$M_2 \text{ perm} \leq 345 \text{ Nm}$				GFL05-2N □□□								
Gearbox	Mounting flange size Motor frame size Flange diameter			i	50 Hz			60 Hz			50 Hz	60 Hz
					$P_1 \text{ perm}$	$M_2 \text{ perm}$	$n_2$	$P_1 \text{ perm}$	$M_2 \text{ perm}$	$n_2$		
					[kW]	[Nm]	[rpm]	[kW]	[Nm]	[rpm]		
					<b><math>n_1 = 2800 \text{ rpm}</math></b>			<b><math>n_1 = 3360 \text{ rpm}</math></b>				
GFL05 - 2N □□□ □E				9.010	7.23	216	311	7.23	180	373		C, D
1E	1E	2E	3E	4E	5E			6.78	186	338		C, D
100	112	90	80	90	182/184TC			6.01	188	296		C, D
160	160	160	160	200	Nema			5.46	193	263		C, D
								14.538	5.09	204	231	C, D
								15.904	4.78	210	211	C, D
								17.920	4.27	211	188	C, D
								20.286	4.03	225	166	C, D
								22.857	3.36	212	147	C, D
								24.850	3.86	265	135	C, D
								28.000	3.13	241	120	C, D
					<b><math>n_1 = 1400 \text{ rpm}</math></b>			<b><math>n_1 = 1680 \text{ rpm}</math></b>				
GFL05 - 2N □□□ □B				6.400	1.37	58	219	1.59	56	263		
1B	5B			15.904	1.37	145	88	1.59	139	106		
71	56C			17.920	1.37	163	78	1.59	157	94		
105	Nema			20.286	1.37	185	69	1.59	178	83		
				22.857	1.37	208	61	1.59	200	74		
				32.344	1.07	228	43	1.28	228	52		
				36.444	1.07	257	38	1.28	257	46		
				40.233	0.89	238	35	1.07	238	42		
				45.333	0.89	268	31	1.07	268	37		
				52.067	0.72	247	27	0.86	247	32		
				58.667	0.72	278	24	0.86	278	29		
				63.190	0.60	250	22	0.72	250	27		
				71.200	0.60	282	20	0.72	282	24		
				80.763	0.41	217	17	0.49	217	21		
				91.000	0.39	236	15	0.47	236	19		
GFL05 - 2N □□□ □C				6.400	1.87	79	219	2.16	76	263		
1C	2C	3C	4C	5C	6C	7C		2.16	107	187		
80	71	71	71	56C	63	80		2.16	118	169		
160	160	105	120	Nema	160	120		2.16	173	116		
				15.904	1.87	197	88	2.16	189	106		
				17.920	1.87	222	78	2.16	213	94		
				20.286	1.87	251	69	2.16	242	83		
				22.857	1.87	283	61	2.16	272	74		
				24.850	1.87	307	56	2.24	307	68		
				28.000	1.69	314	50	2.03	314	60		
				32.344	1.61	345	43	1.93	345	52		
				36.444	1.31	316	38	1.57	316	46		
				40.233	1.30	345	35	1.55	345	42		
				45.333	1.06	319	31	1.28	319	37		
				52.067	0.90	309	27	1.08	309	32		
				58.667	0.83	322	24	1.00	322	29		
				63.190	0.67	282	22	0.81	282	27		
				71.200	0.65	305	20	0.78	305	24		
GFL05 - 2N □□□ □D				3.333	2.31	51	420	2.67	49	504		
1D	2D	5D		4.571	2.31	70	306	2.67	67	368		
90	80	143/145TC		5.133	2.31	78	273	2.67	76	327		
160	160	Nema		5.667	2.31	87	247	2.67	83	297		
				6.400	2.31	98	219	2.67	94	263		
				7.040	2.31	108	199	2.67	104	239		
				7.771	2.31	119	180	2.67	114	216		
				9.010	2.31	138	155	2.67	133	187		
				9.946	2.31	152	141	2.67	146	169		
				11.360	2.31	174	123	2.67	167	148		
				12.800	2.31	196	109	2.67	188	131		
				14.538	2.31	222	96	2.67	214	116		
				15.904	2.31	243	88	2.67	234	106		
				17.920	2.31	274	78	2.67	264	94		
				20.286	2.31	310	69	2.67	298	83		
				22.857	2.07	313	61	2.39	301	74		

For dimensions, see page 4-92 onwards.

# Shaft-mounted helical gearbox selection table

## Gearbox with mounting flange

$M_2 \text{ perm} \leq 345 \text{ Nm}$				GFL05-2N □□□									
Gearbox	Mounting flange size Motor frame size Flange diameter			i	50 Hz			60 Hz			50 Hz	60 Hz	
					$P_1 \text{ perm}$	$M_2 \text{ perm}$	$n_2$	$P_1 \text{ perm}$	$M_2 \text{ perm}$	$n_2$			Consultation required for mounting position
					[kW]	[Nm]	[rpm]	[kW]	[Nm]	[rpm]			
					<b><math>n_1 = 1400 \text{ rpm}</math></b>			<b><math>n_1 = 1680 \text{ rpm}</math></b>					
GFL05 - 2N □□□ □D				24.850	2.09	344	56	2.51	344	68			
1D	2D	5D		28.000	1.69	314	50	2.03	314	60			
90	80	143/145TC		32.344	1.61	345	43	1.93	345	52			
160	160	Nema		36.444	1.31	316	38	1.57	316	46			
				40.233	1.30	345	35	1.55	345	42			
				45.333	1.06	319	31	1.28	319	37			
GFL05 - 2N □□□ □E				3.333	5.68	125	420	6.56	121	504			
1E	1E	2E	3E	4E	5E			6.50	164	368			
100	112	90	80	90	182/184TC			6.56	186	327			
160	160	160	160	200	Nema			5.667	205	297			
								6.400	173	219			
								7.040	248	199			
								7.771	258	180			
								9.010	265	155			
								9.946	275	141			
								11.360	278	123			
								12.800	285	109			
								14.538	301	96			
								15.904	310	88			
								17.920	312	78			
								20.286	333	69			
								22.857	313	61			
								24.850	344	56			
								28.000	1.69	314	50		
					<b><math>n_1 = 700 \text{ rpm}</math></b>			<b><math>n_1 = 840 \text{ rpm}</math></b>					
GFL05 - 2N □□□ □B				6.400	0.73	62	109	0.87	62	131			
1B	5B			15.904	0.73	153	44	0.87	153	53			
71	56C			17.920	0.73	172	39	0.87	172	47			
105	Nema			20.286	0.77	207	35	0.93	207	41			
				22.857	0.77	234	31	0.93	234	37			
				32.344	0.53	228	22	0.64	228	26			
				36.444	0.53	257	19	0.64	257	23			
				40.233	0.45	238	17	0.54	238	21			
				45.333	0.45	268	15	0.54	268	19			
				52.067	0.36	247	13	0.43	247	16			
				58.667	0.36	278	12	0.43	278	14			
				63.190	0.30	250	11	0.36	250	13			
				71.200	0.30	282	9.8	0.36	282	12			
				80.763	0.20	217	8.7	0.24	217	10			
				91.000	0.20	236	7.7	0.24	236	9.2			
GFL05 - 2N □□□ □C				6.400	1.25	106	109	1.50	106	131			
1C	2C	3C	4C	5C	6C	7C		1.50	149	93			
80	71	71	71	56C	63	80		1.50	164	85			
160	160	105	120	Nema	160	120		1.50	240	58			
								15.904	262	44			
								17.920	296	39			
								20.286	1.20	323	35		
								22.857	1.03	313	31		
								24.850	1.03	340	28		
								28.000	0.85	314	25		
								32.344	0.81	345	22		
								36.444	0.66	316	19		
								40.233	0.65	345	17		
								45.333	0.53	319	15		
								52.067	0.45	309	13		
								58.667	0.41	322	12		
								63.190	0.34	282	11		
								71.200	0.32	305	9.8		

For dimensions, see page 4-92 onwards.

# Shaft-mounted helical gearbox selection table

## Gearbox with mounting flange



$M_2 \text{ perm} \leq 345 \text{ Nm}$				GFL05-2N □□□								
Gearbox	Mounting flange size Motor frame size Flange diameter			i	50 Hz			60 Hz			50 Hz	60 Hz
					$P_1 \text{ perm}$	$M_2 \text{ perm}$	$n_2$	$P_1 \text{ perm}$	$M_2 \text{ perm}$	$n_2$	Consultation required for mounting position	
					[kW]	[Nm]	[rpm]	[kW]	[Nm]	[rpm]		
					<b><math>n_1 = 700 \text{ rpm}</math></b>			<b><math>n_1 = 840 \text{ rpm}</math></b>				
GFL05 - 2N □□□ □D				3.333	1.54	68	210	1.85	68	252		
1D	2D	5D		4.571	1.54	93	153	1.85	93	184		
90	80	143/145TC		5.133	1.54	105	136	1.85	105	164		
160	160	Nema		5.667	1.54	115	124	1.85	115	148		
				6.400	1.54	130	109	1.85	130	131		
				7.040	1.54	143	99	1.85	143	119		
				7.771	1.54	158	90	1.85	158	108		
				9.010	1.54	184	78	1.85	184	93		
				9.946	1.54	203	70	1.85	203	85		
				11.360	1.54	231	62	1.85	231	74		
				12.800	1.54	261	55	1.85	261	66		
				14.538	1.54	296	48	1.85	296	58		
				15.904	1.47	310	44	1.77	310	53		
				17.920	1.32	312	39	1.58	312	47		
				20.286	1.24	333	35	1.49	333	41		
				22.857	1.03	313	31	1.24	313	37		
				24.850	1.05	344	28	1.25	344	34		
				28.000	0.85	314	25	1.02	314	30		
				32.344	0.81	345	22	0.97	345	26		
				36.444	0.66	316	19	0.79	316	23		
				40.233	0.65	345	17	0.78	345	21		
				45.333	0.53	319	15	0.64	319	19		
					<b><math>n_1 = 700 \text{ rpm}</math></b>			<b><math>n_1 = 840 \text{ rpm}</math></b>				
GFL05 - 2N □□□ □E				3.333	2.84	125	210	3.41	125	252		
1E	1E	2E	3E	4.571	2.81	170	153	3.37	170	184		
100	112	90	80	5.133	2.84	193	136	3.41	193	164		
160	160	160	160	5.667	2.84	213	124	3.41	213	148		
				6.400	2.04	173	109	2.45	173	131		
				7.040	2.66	248	99	3.19	248	119		
				7.771	2.51	258	90	3.01	258	108		
				9.010	2.23	265	78	2.67	265	93		
				9.946	2.09	275	70	2.50	275	85		
				11.360	1.85	278	62	2.22	278	74		
				12.800	1.68	285	55	2.02	285	66		
				14.538	1.57	301	48	1.88	301	58		
				15.904	1.47	310	44	1.77	310	53		
				17.920	1.32	312	39	1.58	312	47		
				20.286	1.24	333	35	1.49	333	41		
				22.857	1.03	313	31	1.24	313	37		
				24.850	1.05	344	28	1.25	344	34		
				28.000	0.85	314	25	1.02	314	30		

For dimensions, see page 4-92 onwards.

# Shaft-mounted helical gearbox selection table

## Gearbox with mounting flange

$M_2 \text{ perm} \leq 345 \text{ Nm}$				GFL05-3N □□□										
Gearbox	Mounting flange size Motor frame size Flange diameter			i	50 Hz			60 Hz			50 Hz	60 Hz		
					$P_1 \text{ perm}$	$M_2 \text{ perm}$	$n_2$	$P_1 \text{ perm}$	$M_2 \text{ perm}$	$n_2$			Consultation required for mounting position	
					[kW]	[Nm]	[rpm]	[kW]	[Nm]	[rpm]				
					<b><math>n_1 = 1400 \text{ rpm}</math></b>			<b><math>n_1 = 1680 \text{ rpm}</math></b>						
GFL05 - 3N □□□	1A			61.653	0.51	207	23	0.62	207	27				
	63			78.639	0.44	225	18	0.53	225	21				
	90			90.123	0.51	303	16	0.62	303	19				
				101.547	0.50	328	14	0.59	328	17				
				114.952	0.44	329	12	0.53	329	15				
				129.524	0.39	328	11	0.47	328	13				
				177.027	0.30	345	7.9	0.36	345	9.5				
				199.467	0.25	328	7.0	0.30	328	8.4				
				227.989	0.23	345	6.1	0.28	345	7.4				
				256.889	0.20	328	5.5	0.24	328	6.5				
				288.948	0.18	345	4.9	0.22	345	5.8				
				325.576	0.15	328	4.3	0.19	328	5.2				
				362.100	0.15	345	3.9	0.18	345	4.6				
				408.000	0.12	328	3.4	0.15	328	4.1				
				477.052	0.11	345	2.9	0.13	345	3.5				
				537.524	0.09	328	2.6	0.11	328	3.1				
GFL05 - 3N □□□	□B			61.653	0.51	207	23	0.62	207	27				
	1B	2B	5B	78.639	0.44	225	18	0.53	225	21				
	71	63	56C	90.123	0.51	303	16	0.62	303	19				
	105	90	Nema	101.547	0.50	328	14	0.59	328	17				
				114.952	0.44	329	12	0.53	329	15				
				129.524	0.39	328	11	0.47	328	13				
				140.817	0.38	345	9.9	0.45	345	12				
				158.667	0.32	328	8.8	0.38	328	11				
				177.027	0.30	345	7.9	0.36	345	9.5				
				199.467	0.25	328	7.0	0.30	328	8.4				
				227.989	0.23	345	6.1	0.28	345	7.4				
				256.889	0.20	328	5.5	0.24	328	6.5				
				288.948	0.18	345	4.9	0.22	345	5.8				
				325.576	0.15	328	4.3	0.19	328	5.2				
				362.100	0.15	345	3.9	0.18	345	4.6				
				408.000	0.12	328	3.4	0.15	328	4.1				
GFL05 - 3N □□□	□C			61.653	0.51	207	23	0.62	207	27				
	1C	2C	3C	4C	5C	6C	7C	78.639	0.44	225	18	0.53	225	21
	80	71	71	71	56C	63	80	90.123	0.51	303	16	0.62	303	19
	160	160	105	120	Nema	160	120	101.547	0.50	328	14	0.59	328	17
								114.952	0.44	329	12	0.53	329	15
								129.524	0.39	328	11	0.47	328	13
								140.817	0.38	345	9.9	0.45	345	12
								158.667	0.32	328	8.8	0.38	328	11
								177.027	0.30	345	7.9	0.36	345	9.5
								199.467	0.25	328	7.0	0.30	328	8.4
								227.989	0.23	345	6.1	0.28	345	7.4
								256.889	0.20	328	5.5	0.24	328	6.5
					<b><math>n_1 = 700 \text{ rpm}</math></b>			<b><math>n_1 = 840 \text{ rpm}</math></b>						
GFL05 - 3N □□□	1A			61.653	0.26	207	11	0.31	207	14				
	63			78.639	0.22	225	8.9	0.26	225	11				
	90			90.123	0.26	303	7.8	0.31	303	9.3				
				101.547	0.25	328	6.9	0.30	328	8.3				
				114.952	0.22	329	6.1	0.26	329	7.3				
				129.524	0.19	328	5.4	0.23	328	6.5				
				177.027	0.15	345	4.0	0.18	345	4.8				
				199.467	0.13	328	3.5	0.15	328	4.2				
				227.989	0.12	345	3.1	0.14	345	3.7				
				256.889	0.10	328	2.7	0.12	328	3.3				
				288.948	0.09	345	2.4	0.11	345	2.9				
				325.576	0.08	328	2.2	0.09	328	2.6				
				362.100	0.07	345	1.9	0.09	345	2.3				
				408.000	0.06	328	1.7	0.07	328	2.1				
				477.052	0.06	345	1.5	0.07	345	1.8				
				537.524	0.05	328	1.3	0.06	328	1.6				

For dimensions, see page 4-92 onwards.

# Shaft-mounted helical gearbox selection table

## Gearbox with mounting flange



$M_2 \text{ perm} \leq 345 \text{ Nm}$				GFL05-3N □□□								
Gearbox	Mounting flange size Motor frame size Flange diameter			i	50 Hz			60 Hz			50 Hz	60 Hz
					$P_1 \text{ perm}$	$M_2 \text{ perm}$	$n_2$	$P_1 \text{ perm}$	$M_2 \text{ perm}$	$n_2$	Consultation required for mounting position	
					[kW]	[Nm]	[rpm]	[kW]	[Nm]	[rpm]		
					<b><math>n_1 = 700 \text{ rpm}</math></b>			<b><math>n_1 = 840 \text{ rpm}</math></b>				
GFL05 - 3N □□□ □B				61.653	0.26	207	11	0.31	207	14		
1B	2B	5B		78.639	0.22	225	8.9	0.26	225	11		
71	63	56C		90.123	0.26	303	7.8	0.31	303	9.3		
105	90	Nema		101.547	0.25	328	6.9	0.30	328	8.3		
				114.952	0.22	329	6.1	0.26	329	7.3		
				129.524	0.19	328	5.4	0.23	328	6.5		
				140.817	0.19	345	5.0	0.23	345	6.0		
				158.667	0.16	328	4.4	0.19	328	5.3		
				177.027	0.15	345	4.0	0.18	345	4.8		
				199.467	0.13	328	3.5	0.15	328	4.2		
				227.989	0.12	345	3.1	0.14	345	3.7		
				256.889	0.10	328	2.7	0.12	328	3.3		
				288.948	0.09	345	2.4	0.11	345	2.9		
				325.576	0.08	328	2.2	0.09	328	2.6		
				362.100	0.07	345	1.9	0.09	345	2.3		
				408.000	0.06	328	1.7	0.07	328	2.1		
GFL05 - 3N □□□ □C				61.653	0.26	207	11	0.31	207	14		
1C	2C	3C	4C	5C	6C	7C		0.26	225	11		
80	71	71	71	56C	63	80		0.31	303	9.3		
160	160	105	120	Nema	160	120		0.30	328	8.3		
								0.26	329	7.3		
								0.23	328	6.5		
								0.23	345	6.0		
								0.19	328	5.3		
								0.18	345	4.8		
								0.15	328	4.2		
								0.14	345	3.7		
								0.12	328	3.3		

For dimensions, see page 4-92 onwards.

# Shaft-mounted helical gearbox selection table

## Gearbox with mounting flange

$M_2 \text{ perm} \leq 657 \text{ Nm}$				GFL06-2N □□□								
Gearbox	Mounting flange size Motor frame size Flange diameter			i	50 Hz			60 Hz			50 Hz	60 Hz
					$P_1 \text{ perm}$	$M_2 \text{ perm}$	$n_2$	$P_1 \text{ perm}$	$M_2 \text{ perm}$	$n_2$		
					[kW]	[Nm]	[rpm]	[kW]	[Nm]	[rpm]		
					<b><math>n_1 = 2800 \text{ rpm}</math></b>			<b><math>n_1 = 3360 \text{ rpm}</math></b>				
GFL06 - 2N □□□ □B				52.800	1.63	284	53	1.63	237	64		C, D
1B	5B			59.481	1.63	320	47	1.63	267	57		C, D
71	56C			64.080	1.36	288	44	1.36	240	52		C, D
105	Nema			72.189	1.47	352	39	1.51	300	47		C, D
				81.000	1.18	316	35	1.21	270	42		C, D
				91.250	1.18	356	31	1.21	304	37		C, D
GFL06 - 2N □□□ □C				20.571	3.04	207	136	2.82	160	163		C, D
1C	2C	3C	4C	5C	6C	7C		2.82	180	145		C, D
80	71	71	71	56C	63	80		3.21	290	102		C, D
160	160	105	120	Nema	160	120		3.21	327	91		C, D
				40.800	3.16	426	69	3.16	355	82		C, D
				45.963	3.16	480	61	3.16	400	73		C, D
				52.800	2.53	443	53	2.53	369	64		C, D
				59.481	2.53	499	47	2.53	416	57		C, D
				64.080	2.11	448	44	2.11	374	52		C, D
				72.189	2.29	547	39	2.34	467	47		C, D
				81.000	1.62	435	35	1.66	371	42		C, D
				91.250	1.58	476	31	1.61	406	37		C, D
GFL06 - 2N □□□ □D				6.450	3.75	80	434	3.49	62	521		C, D
1D	2D	5D		10.092	3.75	125	278	3.49	97	333		C, D
90	80	143/145TC		14.743	3.75	183	190	3.49	142	228		C, D
160	160	Nema		16.128	3.75	200	174	3.49	155	208		C, D
				18.169	3.75	225	154	3.49	175	185		C, D
				20.571	3.75	255	136	3.49	198	163		C, D
				23.175	3.75	288	121	3.49	223	145		C, D
				25.200	4.26	355	111	3.96	275	133		C, D
				28.389	4.26	400	99	3.96	310	118		C, D
				32.800	4.26	463	85	3.96	358	102		C, D
				36.951	4.26	521	76	3.96	404	91		C, D
				40.800	4.20	567	69	3.96	446	82		C, D
				45.963	3.72	565	61	3.72	471	73		C, D
				52.800	3.37	589	53	3.37	490	64		C, D
				59.481	2.88	567	47	2.88	473	57		C, D
				64.080	2.51	531	44	2.51	443	52		C, D
				72.189	2.58	616	39	2.64	525	47		C, D
GFL06 - 2N □□□ □E				3.675	10.72	130	762	9.97	101	914		C, D
1E	1E	2E	3E	4E	5E			9.97	143	645		C, D
100	112	90	80	90	182/184TC			9.97	158	584		C, D
160	160	160	160	200	Nema			9.97	177	521		C, D
				7.147	10.72	253	392	9.97	196	470		C, D
				8.400	10.72	298	333	9.97	231	400		C, D
				9.463	10.72	336	296	9.97	260	355		C, D
				10.092	10.72	358	278	9.97	277	333		C, D
				11.520	10.72	408	243	9.97	317	292		C, D
				12.978	10.72	460	216	9.97	357	259		C, D
				14.743	10.66	520	190	9.97	405	228		C, D
				16.128	9.78	522	174	9.78	435	208		C, D
				18.169	8.10	487	154	8.10	406	185		C, D
				20.571	7.70	524	136	7.70	437	163		C, D
				23.175	6.39	490	121	6.39	409	145		C, D
				25.200	7.20	600	111	7.20	500	133		C, D
				28.389	5.96	560	99	5.96	467	118		C, D
				32.800	5.45	591	85	5.45	493	102		C, D
				36.951	4.61	564	76	4.61	470	91		C, D
				40.800	4.49	606	69	4.49	505	82		C, D
				45.963	3.72	565	61	3.72	471	73		C, D

For dimensions, see page 4-92 onwards.

# Shaft-mounted helical gearbox selection table

## Gearbox with mounting flange



$M_2 \text{ perm} \leq 657 \text{ Nm}$				GFL06-2N □□□							
				50 Hz			60 Hz			50 Hz	60 Hz
Gearbox	Mounting flange size Motor frame size Flange diameter			i	P <sub>1 perm</sub>	M <sub>2 perm</sub>	n <sub>2</sub>	P <sub>1 perm</sub>	M <sub>2 perm</sub>	n <sub>2</sub>	Consultation required for mounting position
					[kW]	[Nm]	[rpm]	[kW]	[Nm]	[rpm]	
				<b>n<sub>1</sub> = 2800 rpm</b>			<b>n<sub>1</sub> = 3360 rpm</b>				
GFL06 - 2N □□□ □F				3.675	10.72	130	762				C, D
	<b>1F</b>	<b>1F</b>	<b>2F</b> <b>3F</b>	5.211	10.72	185	537				C, D
	<b>100</b>	<b>112</b>	90 90	5.750	10.72	204	487				C, D
	<b>160</b>	<b>160</b>	160 200	6.450	10.72	229	434				C, D
				7.147	10.72	253	392				C, D
				8.400	10.72	298	333				C, D
				9.463	10.72	336	296				C, D
				10.092	10.72	358	278				C, D
				11.520	10.72	408	243				C, D
				12.978	10.72	460	216				C, D
				14.743	10.66	520	190				C, D
				16.128	9.78	522	174				C, D
				18.169	8.10	487	154				C, D
				20.571	7.70	524	136				C, D
				23.175	6.39	490	121				C, D
				25.200	7.20	600	111				C, D
				28.389	5.96	560	99				C, D
				<b>n<sub>1</sub> = 1400 rpm</b>			<b>n<sub>1</sub> = 1680 rpm</b>				
GFL06 - 2N □□□ □B				52.800	0.88	308	27	1.06	308	32	
	<b>1B</b>	5B		59.481	0.88	347	24	1.06	347	28	
	<b>71</b>	56C		64.080	0.74	312	22	0.88	312	26	
	<b>105</b>	Nema		72.189	0.74	352	19	0.88	352	23	
				81.000	0.59	316	17	0.71	316	21	
				91.250	0.59	356	15	0.71	356	18	
GFL06 - 2N □□□ □C				20.571	1.87	254	68	2.16	245	82	
	<b>1C</b>	2C	3C	23.175	1.87	287	60	2.16	276	73	
	<b>80</b>	71	71	32.800	1.87	406	43	2.24	406	51	
	<b>160</b>	160	105	36.951	1.87	457	38	2.24	457	46	
				40.800	1.71	462	34	2.05	462	41	
				45.963	1.71	520	31	2.05	520	37	
				52.800	1.37	480	27	1.65	480	32	
				59.481	1.37	540	24	1.65	540	28	
				64.080	1.15	486	22	1.37	486	26	
				72.189	1.15	547	19	1.37	547	23	
				81.000	0.81	435	17	0.97	435	21	
				91.250	0.79	476	15	0.95	476	18	
GFL06 - 2N □□□ □D				6.450	2.31	99	217	2.67	95	261	
	<b>1D</b>	2D	5D	10.092	2.31	154	139	2.67	148	167	
	<b>90</b>	80	143/145TC	14.743	2.31	225	95	2.67	217	114	
	<b>160</b>	160	Nema	16.128	2.31	246	87	2.67	237	104	
				18.169	2.31	278	77	2.67	267	93	
				20.571	2.31	314	68	2.67	303	82	
				23.175	2.31	354	60	2.67	341	73	
				25.200	2.31	385	56	2.77	385	67	
				28.389	2.31	434	49	2.77	434	59	
				32.800	2.31	501	43	2.77	501	51	
				36.951	2.31	565	38	2.77	565	46	
				40.800	2.27	614	34	2.73	614	41	
				45.963	2.01	613	31	2.42	613	37	
				52.800	1.83	638	27	2.19	638	32	
				59.481	1.56	615	24	1.87	615	28	
				64.080	1.36	576	22	1.63	576	26	
				72.189	1.29	616	19	1.55	616	23	

For dimensions, see page 4-92 onwards.

# Shaft-mounted helical gearbox selection table

## Gearbox with mounting flange

$M_2 \text{ perm} \leq 657 \text{ Nm}$							GFL06-2N □□□								
Gearbox	Mounting flange size						i	50 Hz			60 Hz			50 Hz	60 Hz
	Motor frame size							$P_1 \text{ perm}$	$M_2 \text{ perm}$	$n_2$	$P_1 \text{ perm}$	$M_2 \text{ perm}$	$n_2$		
	Flange diameter						[kW]							[Nm]	[rpm]
							<b><math>n_1 = 1400 \text{ rpm}</math></b>			<b><math>n_1 = 1680 \text{ rpm}</math></b>					
GFL06 - 2N □□□ □E							3.675	6.60	160	381	7.62	155	457		
1E	1E	2E	3E	4E	5E		5.211	6.60	228	269	7.62	219	322		
100	112	90	80	90	182/184TC		5.750	6.60	251	244	7.62	242	292		
160	160	160	160	200	Nema		6.450	6.60	282	217	7.62	271	261		
							7.147	6.60	312	196	7.62	300	235		
							8.400	6.60	367	167	7.62	353	200		
							9.463	6.60	413	148	7.62	398	178		
							10.092	6.60	441	139	7.62	424	167		
							11.520	6.60	503	122	7.62	484	146		
							12.978	6.60	567	108	7.62	546	130		
							14.743	6.57	641	95	7.59	617	114		
							16.128	6.02	643	87	6.96	619	104		
							18.169	4.99	600	77	5.76	577	93		
							20.571	4.74	645	68	5.47	621	82		
							23.175	3.94	604	60	4.55	581	73		
							25.200	3.90	651	56	4.68	651	67		
							28.389	3.23	607	49	3.88	607	59		
							32.800	2.95	641	43	3.54	641	51		
							36.951	2.50	611	38	3.00	611	46		
							40.800	2.43	657	34	2.92	657	41		
							45.963	2.01	613	31	2.42	613	37		
							<b><math>n_1 = 700 \text{ rpm}</math></b>			<b><math>n_1 = 840 \text{ rpm}</math></b>					
GFL06 - 2N □□□ □B							52.800	0.44	308	13	0.53	308	16		
1B	5B						59.481	0.44	347	12	0.53	347	14		
71	56C						64.080	0.37	312	11	0.44	312	13		
105	Nema						72.189	0.37	352	9.7	0.44	352	12		
							81.000	0.29	316	8.6	0.35	316	10		
							91.250	0.29	356	7.7	0.35	356	9.2		
							<b><math>n_1 = 840 \text{ rpm}</math></b>			<b><math>n_1 = 840 \text{ rpm}</math></b>					
GFL06 - 2N □□□ □C							20.571	1.25	339	34	1.50	339	41		
1C	2C	3C	4C	5C	6C	7C	23.175	1.25	382	30	1.50	382	36		
80	71	71	71	56C	63	80	32.800	1.02	444	21	1.23	444	26		
160	160	105	120	Nema	160	120	36.951	1.02	500	19	1.23	500	23		
							40.800	0.86	462	17	1.03	462	21		
							45.963	0.86	520	15	1.03	520	18		
							52.800	0.69	480	13	0.82	480	16		
							59.481	0.69	540	12	0.82	540	14		
							64.080	0.57	486	11	0.69	486	13		
							72.189	0.57	547	9.7	0.69	547	12		
							81.000	0.41	435	8.6	0.49	435	10		
							91.250	0.39	476	7.7	0.47	476	9.2		

For dimensions, see page 4-92 onwards.



# Shaft-mounted helical gearbox selection table

## Gearbox with mounting flange



$M_2 \text{ perm} \leq 657 \text{ Nm}$				GFL06-2N □□□								
Gearbox	Mounting flange size Motor frame size Flange diameter			i	50 Hz			60 Hz			50 Hz	60 Hz
					P <sub>1 perm</sub>	M <sub>2 perm</sub>	n <sub>2</sub>	P <sub>1 perm</sub>	M <sub>2 perm</sub>	n <sub>2</sub>		
					[kW]	[Nm]	[rpm]	[kW]	[Nm]	[rpm]		
					<b>n<sub>1</sub> = 700 rpm</b>			<b>n<sub>1</sub> = 840 rpm</b>				
GFL06 - 2N □□□ □D				6.450	1.54	131	109	1.85	131	130		
1D	2D	5D		10.092	1.54	206	69	1.85	206	83		
90	80	143/145TC		14.743	1.54	300	48	1.85	300	57		
160	160	Nema		16.128	1.54	329	43	1.85	329	52		
				18.169	1.54	370	39	1.85	370	46		
				20.571	1.54	419	34	1.85	419	41		
				23.175	1.54	472	30	1.85	472	36		
				25.200	1.54	513	28	1.85	513	33		
				28.389	1.54	578	25	1.85	578	30		
				32.800	1.36	591	21	1.63	591	26		
				36.951	1.25	611	19	1.50	611	23		
				40.800	1.14	614	17	1.36	614	21		
				45.963	1.01	613	15	1.21	613	18		
				52.800	0.91	638	13	1.10	638	16		
				59.481	0.78	615	12	0.94	615	14		
				64.080	0.68	576	11	0.81	576	13		
				72.189	0.64	616	9.7	0.77	616	12		
					<b>n<sub>1</sub> = 700 rpm</b>			<b>n<sub>1</sub> = 840 rpm</b>				
GFL06 - 2N □□□ □E				3.675	4.40	214	191	5.28	214	229		
1E	1E	2E	3E	5.211	4.40	303	134	5.28	303	161		
100	112	90	80	5.750	4.40	335	122	5.28	335	146		
160	160	160	160	6.450	4.01	342	109	4.81	342	130		
				7.147	4.40	416	98	5.28	416	118		
				8.400	4.40	489	83	5.28	489	100		
				9.463	4.40	551	74	5.28	551	89		
				10.092	3.44	459	69	4.12	459	83		
				11.520	4.14	632	61	4.97	632	73		
				12.978	3.44	592	54	4.13	592	65		
				14.743	3.28	641	48	3.94	641	57		
				16.128	3.01	643	43	3.61	643	52		
				18.169	2.49	600	39	2.99	600	46		
				20.571	2.37	645	34	2.84	645	41		
				23.175	1.97	604	30	2.36	604	36		
				25.200	1.95	651	28	2.34	651	33		
				28.389	1.62	607	25	1.94	607	30		
				32.800	1.48	641	21	1.77	641	26		
				36.951	1.25	611	19	1.50	611	23		
				40.800	1.22	657	17	1.46	657	21		
				45.963	1.01	613	15	1.21	613	18		
					<b>n<sub>1</sub> = 700 rpm</b>			<b>n<sub>1</sub> = 840 rpm</b>				
GFL06 - 2N □□□ □F				3.675	4.40	214	191	5.28	214	229		
1F	1F	2F	3F	5.211	4.40	303	134	5.28	303	161		
100	112	90	90	5.750	4.40	335	122	5.28	335	146		
160	160	160	200	6.450	4.12	352	109	4.94	352	130		
				7.147	4.40	416	98	5.28	416	118		
				8.400	4.40	489	83	5.28	489	100		
				9.463	4.40	551	74	5.28	551	89		
				10.092	3.44	459	69	4.12	459	83		
				11.520	4.14	632	61	4.97	632	73		
				12.978	3.44	592	54	4.13	592	65		
				14.743	3.28	641	48	3.94	641	57		
				16.128	3.01	643	43	3.61	643	52		
				18.169	2.49	600	39	2.99	600	46		
				20.571	2.37	645	34	2.84	645	41		
				23.175	1.97	604	30	2.36	604	36		
				25.200	1.95	651	28	2.34	651	33		
				28.389	1.62	607	25	1.94	607	30		

For dimensions, see page 4-92 onwards.

# Shaft-mounted helical gearbox selection table

## Gearbox with mounting flange

$M_2 \text{ perm} \leq 657 \text{ Nm}$				GFL06-3N □□□									
Gearbox	Mounting flange size Motor frame size Flange diameter			i	50 Hz			60 Hz			50 Hz	60 Hz	
					$P_1 \text{ perm}$	$M_2 \text{ perm}$	$n_2$	$P_1 \text{ perm}$	$M_2 \text{ perm}$	$n_2$			Consultation required for mounting position
					[kW]	[Nm]	[rpm]	[kW]	[Nm]	[rpm]			
					<b><math>n_1 = 1400 \text{ rpm}</math></b>			<b><math>n_1 = 1680 \text{ rpm}</math></b>					
GFL06 - 3N □□□ 1A 63 90				66.213	0.59	255	21	0.71	255	25			
				72.000	0.59	277	19	0.71	277	23			
				81.111	0.59	312	17	0.71	312	21			
				116.571	0.54	411	12	0.65	411	14			
				131.323	0.59	505	11	0.71	505	13			
				144.320	0.59	560	9.7	0.71	560	12			
				162.583	0.58	613	8.6	0.69	613	10			
				179.520	0.52	605	7.8	0.62	605	9.4			
				202.237	0.46	611	6.9	0.56	611	8.3			
				231.200	0.42	634	6.1	0.50	634	7.3			
				260.457	0.36	613	5.4	0.43	613	6.5			
				293.018	0.34	657	4.8	0.41	657	5.7			
				299.200	0.31	613	4.7	0.38	613	5.6			
				367.200	0.27	657	3.8	0.33	657	4.6			
				413.667	0.23	614	3.4	0.27	614	4.1			
				475.200	0.21	657	3.0	0.25	657	3.5			
				535.333	0.18	613	2.6	0.21	613	3.1			
			576.720	0.16	614	2.4	0.20	614	2.9				
			649.700	0.15	615	2.2	0.17	615	2.6				
			759.806	0.11	524	1.8	0.13	524	2.2				
			855.954	0.10	563	1.6	0.12	563	2.0				
GFL06 - 3N □□□ □B 1B 2B 5B 71 63 56C 105 90 Nema				66.213	1.15	496	21	1.38	496	25			
				72.000	1.06	496	19	1.27	496	23			
				81.111	0.94	496	17	1.13	496	21			
				88.200	0.85	488	16	1.02	488	19			
				99.361	0.85	550	14	1.02	550	17			
				116.571	0.70	528	12	0.83	528	14			
				131.323	0.70	595	11	0.83	595	13			
				144.320	0.59	560	9.7	0.71	560	12			
				162.583	0.58	613	8.6	0.69	613	10			
				179.520	0.52	605	7.8	0.62	605	9.4			
				202.237	0.46	611	6.9	0.56	611	8.3			
				231.200	0.42	634	6.1	0.50	634	7.3			
				260.457	0.36	613	5.4	0.43	613	6.5			
				293.018	0.34	657	4.8	0.41	657	5.7			
				299.200	0.31	613	4.7	0.38	613	5.6			
				367.200	0.27	657	3.8	0.33	657	4.6			
				413.667	0.23	614	3.4	0.27	614	4.1			
			475.200	0.21	657	3.0	0.25	657	3.5				
			535.333	0.18	613	2.6	0.21	613	3.1				
			576.720	0.16	614	2.4	0.20	614	2.9				
			649.700	0.15	615	2.2	0.17	615	2.6				
GFL06 - 3N □□□ □C 1C 2C 3C 4C 5C 6C 7C 80 71 71 71 56C 63 80 160 160 105 120 Nema 160 120				66.213	1.15	496	21	1.38	496	25			
				72.000	1.06	496	19	1.27	496	23			
				81.111	0.94	496	17	1.13	496	21			
				88.200	0.85	488	16	1.02	488	19			
				99.361	0.85	550	14	1.02	550	17			
				116.571	0.70	528	12	0.83	528	14			
				131.323	0.70	595	11	0.83	595	13			
				144.320	0.59	560	9.7	0.71	560	12			
				162.583	0.58	613	8.6	0.69	613	10			
				179.520	0.52	605	7.8	0.62	605	9.4			
				202.237	0.46	611	6.9	0.56	611	8.3			
				231.200	0.42	634	6.1	0.50	634	7.3			
				260.457	0.36	613	5.4	0.43	613	6.5			
				299.200	0.31	613	4.7	0.38	613	5.6			
	GFL06 - 3N □□□ □D 1D 2D 5D 90 80 143/145TC 160 160 Nema				66.213	1.15	496	21	1.38	496	25		
					72.000	1.06	496	19	1.27	496	23		
					81.111	0.94	496	17	1.13	496	21		
			88.200	0.85	488	16	1.02	488	19				
			99.361	0.85	550	14	1.02	550	17				
			131.323	0.70	595	11	0.83	595	13				

For dimensions, see page 4-92 onwards.

# Shaft-mounted helical gearbox selection table

## Gearbox with mounting flange



$M_2 \text{ perm} \leq 657 \text{ Nm}$				GFL06-3N □□□								
Gearbox	Mounting flange size Motor frame size Flange diameter			i	50 Hz			60 Hz			50 Hz	60 Hz
					P <sub>1 perm</sub>	M <sub>2 perm</sub>	n <sub>2</sub>	P <sub>1 perm</sub>	M <sub>2 perm</sub>	n <sub>2</sub>		
					[kW]	[Nm]	[rpm]	[kW]	[Nm]	[rpm]		
					<b>n<sub>1</sub> = 700 rpm</b>			<b>n<sub>1</sub> = 840 rpm</b>				
GFL06 - 3N □□□ 1A 63 90				66.213	0.30	255	11	0.35	255	13		
				72.000	0.30	277	9.7	0.35	277	12		
				81.111	0.30	312	8.6	0.35	312	10		
				116.571	0.27	411	6.0	0.32	411	7.2		
				131.323	0.30	505	5.3	0.35	505	6.4		
				144.320	0.30	560	4.9	0.36	560	5.8		
				162.583	0.29	613	4.3	0.35	613	5.2		
				179.520	0.26	605	3.9	0.31	605	4.7		
				202.237	0.23	611	3.5	0.28	611	4.2		
				231.200	0.21	634	3.0	0.25	634	3.6		
				260.457	0.18	613	2.7	0.22	613	3.2		
				293.018	0.17	657	2.4	0.21	657	2.9		
				299.200	0.16	613	2.3	0.19	613	2.8		
				367.200	0.14	657	1.9	0.16	657	2.3		
				413.667	0.11	614	1.7	0.14	614	2.0		
				475.200	0.11	657	1.5	0.13	657	1.8		
				535.333	0.09	613	1.3	0.11	613	1.6		
			576.720	0.08	614	1.2	0.10	614	1.5			
			649.700	0.07	615	1.1	0.09	615	1.3			
			759.806	0.05	524	0.9	0.06	524	1.1			
			855.954	0.05	563	0.8	0.06	563	1.0			
GFL06 - 3N □□□ □B 1B 2B 5B 71 63 56C 105 90 Nema				66.213	0.58	496	11	0.69	496	13		
				72.000	0.53	496	9.7	0.63	496	12		
				81.111	0.47	496	8.6	0.56	496	10		
				88.200	0.42	488	7.9	0.51	488	9.5		
				99.361	0.42	550	7.1	0.51	550	8.5		
				116.571	0.35	528	6.0	0.42	528	7.2		
				131.323	0.35	595	5.3	0.42	595	6.4		
				144.320	0.30	560	4.9	0.36	560	5.8		
				162.583	0.29	613	4.3	0.35	613	5.2		
				179.520	0.26	605	3.9	0.31	605	4.7		
				202.237	0.23	611	3.5	0.28	611	4.2		
				231.200	0.21	634	3.0	0.25	634	3.6		
				260.457	0.18	613	2.7	0.22	613	3.2		
				293.018	0.17	657	2.4	0.21	657	2.9		
				299.200	0.16	613	2.3	0.19	613	2.8		
				367.200	0.14	657	1.9	0.16	657	2.3		
				413.667	0.11	614	1.7	0.14	614	2.0		
			475.200	0.11	657	1.5	0.13	657	1.8			
			535.333	0.09	613	1.3	0.11	613	1.6			
			576.720	0.08	614	1.2	0.10	614	1.5			
			649.700	0.07	615	1.1	0.09	615	1.3			
GFL06 - 3N □□□ □C 1C 2C 3C 4C 5C 6C 7C 80 71 71 71 56C 63 80 160 160 105 120 Nema 160 120				66.213	0.58	496	11	0.69	496	13		
				72.000	0.53	496	9.7	0.63	496	12		
				81.111	0.47	496	8.6	0.56	496	10		
				88.200	0.42	488	7.9	0.51	488	9.5		
				99.361	0.42	550	7.1	0.51	550	8.5		
				116.571	0.35	528	6.0	0.42	528	7.2		
				131.323	0.35	595	5.3	0.42	595	6.4		
				144.320	0.30	560	4.9	0.36	560	5.8		
				162.583	0.29	613	4.3	0.35	613	5.2		
				179.520	0.26	605	3.9	0.31	605	4.7		
				202.237	0.23	611	3.5	0.28	611	4.2		
				231.200	0.21	634	3.0	0.25	634	3.6		
				260.457	0.18	613	2.7	0.22	613	3.2		
				299.200	0.16	613	2.3	0.19	613	2.8		
				367.200	0.14	657	1.9	0.16	657	2.3		
				413.667	0.11	614	1.7	0.14	614	2.0		
				475.200	0.11	657	1.5	0.13	657	1.8		
			535.333	0.09	613	1.3	0.11	613	1.6			
			576.720	0.08	614	1.2	0.10	614	1.5			
			649.700	0.07	615	1.1	0.09	615	1.3			
GFL06 - 3N □□□ □D 1D 2D 5D 90 80 143/145TC 160 160 Nema				66.213	0.58	496	11	0.69	496	13		
				72.000	0.53	496	9.7	0.63	496	12		
				81.111	0.47	496	8.6	0.56	496	10		
				88.200	0.42	488	7.9	0.51	488	9.5		
				99.361	0.42	550	7.1	0.51	550	8.5		
				131.323	0.35	595	5.3	0.42	595	6.4		

For dimensions, see page 4-92 onwards.

# Shaft-mounted helical gearbox selection table

## Gearbox with mounting flange

$M_2 \text{ perm} \leq 1337 \text{ Nm}$								GFL07-2N □□□									
Gearbox	Mounting flange size Motor frame size Flange diameter							i	50 Hz			60 Hz			50 Hz	60 Hz	
									P <sub>1 perm</sub>	M <sub>2 perm</sub>	n <sub>2</sub>	P <sub>1 perm</sub>	M <sub>2 perm</sub>	n <sub>2</sub>			Consultation required for mounting position
								<b>n<sub>1</sub> = 2800 rpm</b>			<b>n<sub>1</sub> = 3360 rpm</b>						
GFL07 - 2N □□□ □C								52.067	3.11	536	54	3.11	446	65		C, D	
1C	2C	3C	4C	5C	6C	7C	58.667	3.11	604	48	3.11	503	57		C, D		
80	71	71	71	56C	63	80	63.190	2.60	543	44	2.60	452	53		C, D		
160	160	105	120	Nema	160	120	71.200	2.81	663	39	2.88	565	47		C, D		
								79.875	2.26	596	35	2.31	508	42		C, D	
								90.000	2.26	672	31	2.31	573	37		C, D	
GFL07 - 2N □□□ □D								20.286	3.75	252	138	3.49	195	166		C, D	
1D	2D	5D						22.857	3.75	284	123	3.49	220	147		C, D	
90	80	143/145TC						32.344	4.26	456	87	3.96	353	104		C, D	
160	160	Nema						36.444	4.26	514	77	3.96	398	92		C, D	
								39.642	4.26	559	71	3.96	433	85		C, D	
								44.667	4.26	630	63	3.96	488	75		C, D	
								52.067	4.14	713	54	3.96	569	65		C, D	
								58.667	4.14	804	48	3.96	641	57		C, D	
								63.190	3.45	722	44	3.45	602	53		C, D	
								71.200	3.74	882	39	3.83	752	47		C, D	
								79.875	3.00	794	35	3.07	677	42		C, D	
								90.000	3.00	894	31	3.07	762	37		C, D	
GFL07 - 2N □□□ □E								6.400	10.72	227	438	9.97	176	525		C, D	
1E	1E	2E	3E	4E	5E			9.714	10.72	344	288	9.97	267	346		C, D	
100	112	90	80	90	182/184TC			14.200	10.72	504	197	9.97	390	237		C, D	
160	160	160	160	200	Nema			15.904	10.72	564	176	9.97	437	211		C, D	
								17.920	10.72	635	156	9.97	492	188		C, D	
								20.286	10.72	719	138	9.97	557	166		C, D	
								22.857	10.72	810	123	9.97	628	147		C, D	
								24.850	12.17	1001	113	11.32	776	135		C, D	
								28.000	12.17	1128	100	11.32	874	120		C, D	
								32.344	10.13	1084	87	10.13	904	104		C, D	
								36.444	9.55	1152	77	9.55	960	92		C, D	
								39.642	8.68	1139	71	8.68	949	85		C, D	
								44.667	7.85	1161	63	7.85	967	75		C, D	
								52.067	6.80	1172	54	6.80	977	65		C, D	
								58.667	6.04	1172	48	6.04	977	57		C, D	
								63.190	4.61	964	44	4.61	803	53		C, D	
								71.200	5.00	1177	39	5.11	1004	47		C, D	
GFL07 - 2N □□□ □F								3.350	10.72	119	836					C, D	
1F	1F	2F	3F					4.643	10.72	165	603					C, D	
100	112	90	90					5.159	10.72	183	543					C, D	
160	160	160	200					5.695	10.72	202	492					C, D	
								6.400	10.72	227	438					C, D	
								7.150	10.72	254	392					C, D	
								8.324	10.72	295	336					C, D	
								9.379	10.72	333	299					C, D	
								9.714	10.72	344	288					C, D	
								11.537	10.72	409	243					C, D	
								13.000	10.72	461	215					C, D	
								14.200	10.72	504	197					C, D	
								15.904	10.72	564	176					C, D	
								17.920	10.72	635	156					C, D	
								20.286	10.72	719	138					C, D	
								22.857	10.72	810	123					C, D	
								24.850	12.17	1001	113					C, D	
								28.000	12.17	1128	100					C, D	
								32.344	10.62	1137	87					C, D	
								36.444	9.55	1152	77					C, D	
								39.642	9.09	1192	71					C, D	
								44.667	7.85	1161	63					C, D	

For dimensions, see page 4-92 onwards.

# Shaft-mounted helical gearbox selection table

## Gearbox with mounting flange



$M_2 \text{ perm} \leq 1337 \text{ Nm}$					GFL07-2N □□□								
Gearbox	Mounting flange size Motor frame size Flange diameter				i	50 Hz			60 Hz			50 Hz	60 Hz
						P <sub>1 perm</sub>	M <sub>2 perm</sub>	n <sub>2</sub>	P <sub>1 perm</sub>	M <sub>2 perm</sub>	n <sub>2</sub>		
						[kW]	[Nm]	[rpm]	[kW]	[Nm]	[rpm]		
					<b>n<sub>1</sub> = 2800 rpm</b>			<b>n<sub>1</sub> = 3360 rpm</b>					
GFL07 - 2N □□□ □G					3.350	28.57	317	836				C, D	
1G	2G	2G	3G	5G	4.643	28.57	439	603				C, D	
132	100	112	132	213/215TC	5.159	28.57	488	543				C, D	
300	250	250	250	Nema	5.695	28.57	538	492				C, D	
					6.400	25.40	538	438				C, D	
					7.150	28.57	676	392				C, D	
					8.324	28.57	787	336				C, D	
					9.379	26.15	812	299				C, D	
					9.714	24.47	787	288				C, D	
					11.537	22.98	877	243				C, D	
					13.000	20.56	884	215				C, D	
					14.200	19.76	929	197				C, D	
					15.904	18.19	957	176				C, D	
					17.920	16.29	966	156				C, D	
					20.286	15.27	1025	138				C, D	
					22.857	13.31	1007	123				C, D	
					24.850	15.00	1234	113				C, D	
					28.000	12.37	1146	100				C, D	
					<b>n<sub>1</sub> = 1400 rpm</b>			<b>n<sub>1</sub> = 1680 rpm</b>					
GFL07 - 2N □□□ □C					52.067	1.68	580	27	2.02	580	32		
1C	2C	3C	4C	5C	58.667	1.68	654	24	2.02	654	29		
80	71	71	71	56C	63.190	1.41	588	22	1.69	588	27		
160	160	105	120	Nema	71.200	1.41	663	20	1.69	663	24		
					79.875	1.13	596	18	1.35	596	21		
					90.000	1.13	672	16	1.35	672	19		
GFL07 - 2N □□□ □D					20.286	2.31	310	69	2.67	298	83		
1D	2D	5D			22.857	2.31	349	61	2.67	336	74		
90	80	143/145TC			32.344	2.31	494	43	2.77	494	52		
160	160	Nema			36.444	2.31	557	38	2.77	557	46		
					39.642	2.31	606	35	2.77	606	42		
					44.667	2.31	683	31	2.77	683	38		
					52.067	2.24	773	27	2.69	773	32		
					58.667	2.24	871	24	2.69	871	29		
					63.190	1.87	783	22	2.25	783	27		
					71.200	1.87	882	20	2.25	882	24		
					79.875	1.50	794	18	1.80	794	21		
					90.000	1.50	894	16	1.80	894	19		
GFL07 - 2N □□□ □E					6.400	6.60	279	219	7.62	269	263		
1E	1E	2E	3E	4E	9.714	6.60	424	144	7.62	408	173		
100	112	90	80	90	14.200	6.60	620	99	7.62	597	118		
160	160	160	160	200	15.904	6.60	694	88	7.62	669	106		
					17.920	6.60	782	78	7.62	753	94		
					20.286	6.60	886	69	7.62	853	83		
					22.857	6.60	998	61	7.62	961	74		
					24.850	6.60	1085	56	7.92	1085	68		
					28.000	6.60	1222	50	7.92	1222	60		
					32.344	5.49	1175	43	6.59	1175	52		
					36.444	5.17	1248	38	6.21	1248	46		
					39.642	4.70	1234	35	5.64	1234	42		
					44.667	4.26	1258	31	5.11	1258	38		
					52.067	3.69	1270	27	4.42	1270	32		
					58.667	3.27	1270	24	3.93	1270	29		
					63.190	2.50	1045	22	3.00	1045	27		
					71.200	2.50	1177	20	3.00	1177	24		
GFL07 - 2N □□□ □F					3.350	6.60	146	418	7.62	141	502	C, D	
1F	1F	2F	3F		4.643	6.60	203	302	7.62	195	362	C, D	
100	112	90	90		5.159	6.60	225	271	7.62	217	326	C, D	
160	160	160	200		5.695	6.60	249	246	7.62	239	295	C, D	
					6.400	6.60	279	219	7.62	269	263	C, D	

For dimensions, see page 4-92 onwards.

# Shaft-mounted helical gearbox selection table

## Gearbox with mounting flange

$M_2 \text{ perm} \leq 1337 \text{ Nm}$				GFL07-2N □□□								
Gearbox	Mounting flange size Motor frame size Flange diameter			i	50 Hz			60 Hz			50 Hz	60 Hz
					P <sub>1 perm</sub>	M <sub>2 perm</sub>	n <sub>2</sub>	P <sub>1 perm</sub>	M <sub>2 perm</sub>	n <sub>2</sub>		
					[kW]	[Nm]	[rpm]	[kW]	[Nm]	[rpm]		
					<b>n<sub>1</sub> = 1400 rpm</b>			<b>n<sub>1</sub> = 1680 rpm</b>				
GFL07 - 2N □□□ □F				7.150	6.60	312	196	7.62	301	235		C, D
1F	1F	2F	3F	8.324	6.60	363	168	7.62	350	202		C, D
100	112	90	90	9.379	6.60	410	149	7.62	394	179		C, D
160	160	160	200	9.714	6.60	424	144	7.62	408	173		C, D
				11.537	6.60	504	121	7.62	485	146		C, D
				13.000	6.60	568	108	7.62	547	129		C, D
				14.200	6.60	620	99	7.62	597	118		C, D
				15.904	6.60	694	88	7.62	669	106		C, D
				17.920	6.60	782	78	7.62	753	94		C, D
				20.286	6.60	886	69	7.62	853	83		C, D
				22.857	6.60	998	61	7.62	961	74		C, D
				24.850	6.60	1085	56	7.92	1085	68		C, D
				28.000	6.60	1222	50	7.92	1222	60		C, D
				32.344	5.75	1232	43	6.90	1232	52		C, D
				36.444	5.17	1248	38	6.21	1248	46		C, D
				39.642	4.92	1292	35	5.91	1292	42		C, D
				44.667	4.26	1258	31	5.11	1258	38		C, D
					<b>n<sub>1</sub> = 700 rpm</b>			<b>n<sub>1</sub> = 840 rpm</b>				
GFL07 - 2N □□□ □G				3.350	17.59	390	418	20.33	376	502		C, D
1G	2G	2G	3G	4.643	17.59	541	302	20.33	521	362		C, D
132	100	112	132	5.159	17.59	601	271	20.33	578	326		C, D
300	250	250	250	5.695	17.59	663	246	20.33	638	295		C, D
			Nema	6.400	15.64	662	219	18.07	638	263		C, D
				7.150	17.59	832	196	20.33	802	235		C, D
				8.324	17.59	969	168	20.33	933	202		C, D
				9.379	16.10	999	149	18.60	962	179		C, D
				9.714	15.06	969	144	17.41	933	173		C, D
				11.537	14.15	1080	121	16.35	1040	146		C, D
				13.000	12.65	1089	108	14.62	1048	129		C, D
				14.200	12.17	1143	99	14.06	1101	118		C, D
				15.904	11.20	1179	88	12.94	1135	106		C, D
				17.920	10.03	1189	78	11.59	1145	94		C, D
				20.286	9.40	1262	69	10.86	1216	83		C, D
				22.857	8.20	1240	61	9.47	1194	74		C, D
				24.850	8.13	1337	56	9.75	1337	68		C, D
				28.000	6.70	1242	50	8.04	1242	60		C, D
					<b>n<sub>1</sub> = 700 rpm</b>			<b>n<sub>1</sub> = 840 rpm</b>				
GFL07 - 2N □□□ □C				52.067	0.84	580	13	1.01	580	16		
1C	2C	3C	4C	58.667	0.84	654	12	1.01	654	14		
80	71	71	71	63.190	0.70	588	11	0.84	588	13		
160	160	105	120	71.200	0.70	663	9.8	0.84	663	12		
			Nema	79.875	0.56	596	8.8	0.68	596	11		
			160	90.000	0.56	672	7.8	0.68	672	9.3		

For dimensions, see page 4-92 onwards.

# Shaft-mounted helical gearbox selection table

## Gearbox with mounting flange



$M_2 \text{ perm} \leq 1337 \text{ Nm}$				GFL07-2N □□□								
Gearbox	Mounting flange size Motor frame size Flange diameter			i	50 Hz			60 Hz			50 Hz	60 Hz
					$P_1 \text{ perm}$	$M_2 \text{ perm}$	$n_2$	$P_1 \text{ perm}$	$M_2 \text{ perm}$	$n_2$		
				$n_1 = 700 \text{ rpm}$			$n_1 = 840 \text{ rpm}$					
				[kW]	[Nm]	[rpm]	[kW]	[Nm]	[rpm]			
GFL07 - 2N □□□ □D				20.286	1.54	413	35	1.85	413	41		
1D	2D	5D		22.857	1.54	466	31	1.85	466	37		
90	80	143/145TC		32.344	1.54	659	22	1.85	659	26		
160	160	Nema		36.444	1.54	743	19	1.85	743	23		
				39.642	1.43	751	18	1.72	751	21		
				44.667	1.43	846	16	1.72	846	19		
				52.067	1.12	773	13	1.35	773	16		
				58.667	1.12	871	12	1.35	871	14		
				63.190	0.94	783	11	1.12	783	13		
				71.200	0.94	882	9.8	1.12	882	12		
				79.875	0.75	794	8.8	0.90	794	11		
				90.000	0.75	894	7.8	0.90	894	9.3		
GFL07 - 2N □□□ □E				6.400	4.40	373	109	5.28	373	131		
1E	1E	2E	3E	9.714	4.40	566	72	5.28	566	87		
100	112	90	80	14.200	4.40	827	49	5.28	827	59		
160	160	160	160	15.904	4.40	926	44	5.28	926	53		
				17.920	4.40	1043	39	5.28	1043	47		
				20.286	3.97	1065	35	4.76	1065	41		
				22.857	3.97	1200	31	4.76	1200	37		
				24.850	3.41	1123	28	4.10	1123	34		
				28.000	3.35	1242	25	4.02	1242	30		
				32.344	2.75	1175	22	3.29	1175	26		
				36.444	2.59	1248	19	3.10	1248	23		
				39.642	2.35	1234	18	2.82	1234	21		
				44.667	2.13	1258	16	2.55	1258	19		
				52.067	1.84	1270	13	2.21	1270	16		
				58.667	1.64	1270	12	1.96	1270	14		
				63.190	1.25	1045	11	1.50	1045	13		
				71.200	1.25	1177	9.8	1.50	1177	12		
GFL07 - 2N □□□ □F				3.350	4.40	195	209	5.28	195	251		
1F	1F	2F	3F	4.643	4.40	270	151	5.28	270	181		
100	112	90	90	5.159	4.40	300	136	5.28	300	163		
160	160	160	200	5.695	4.40	332	123	5.28	332	148		
				6.400	4.40	373	109	5.28	373	131		
				7.150	4.40	416	98	5.28	416	118		
				8.324	4.40	485	84	5.28	485	101		
				9.379	4.40	546	75	5.28	546	90		
				9.714	4.40	566	72	5.28	566	87		
				11.537	4.40	672	61	5.28	672	73		
				13.000	4.40	757	54	5.28	757	65		
				14.200	4.40	827	49	5.28	827	59		
				15.904	4.40	926	44	5.28	926	53		
				17.920	4.40	1043	39	5.28	1043	47		
				20.286	4.15	1115	35	4.98	1115	41		
				22.857	4.10	1240	31	4.92	1240	37		
				24.850	3.58	1178	28	4.30	1178	34		
				28.000	3.35	1242	25	4.02	1242	30		
				32.344	2.88	1232	22	3.45	1232	26		
				36.444	2.59	1248	19	3.10	1248	23		
				39.642	2.46	1292	18	2.95	1292	21		
				44.667	2.13	1258	16	2.55	1258	19		
GFL07 - 2N □□□ □G				3.350	11.16	495	209	13.40	495	251		
1G	2G	2G	3G	4.643	10.62	653	151	12.75	653	181		
132	100	112	132	5.159	11.16	762	136	13.40	762	163		
300	250	250	250	5.695	11.16	841	123	13.40	841	148		
				6.400	7.82	662	109	9.38	662	131		
				7.150	9.70	918	98	11.64	918	118		
				8.324	9.01	993	84	10.82	993	101		
				9.379	8.05	999	75	9.66	999	90		
				9.714	7.53	969	72	9.04	969	87		

For dimensions, see page 4-92 onwards.

# Shaft-mounted helical gearbox selection table

## Gearbox with mounting flange

$M_2 \text{ perm} \leq 1337 \text{ Nm}$					GFL07-2N □□□								
Gearbox	Mounting flange size Motor frame size Flange diameter				i	50 Hz			60 Hz			50 Hz	60 Hz
						P <sub>1 perm</sub> [kW]	M <sub>2 perm</sub> [Nm]	n <sub>2</sub> [rpm]	P <sub>1 perm</sub> [kW]	M <sub>2 perm</sub> [Nm]	n <sub>2</sub> [rpm]	Consultation required for mounting position	
												$n_1 = 700 \text{ rpm}$	
GFL07 - 2N □□□ □G 1G 2G 2G 3G 5G 132 100 112 132 213/215TC 300 250 250 250 Nema					11.537	7.07	1080	61	8.49	1080	73		
					13.000	6.33	1089	54	7.59	1089	65		
					14.200	6.08	1143	49	7.30	1143	59		
					15.904	5.60	1179	44	6.72	1179	53		
					17.920	5.01	1189	39	6.02	1189	47		
					20.286	4.70	1262	35	5.64	1262	41		
					22.857	4.10	1240	31	4.92	1240	37		
					24.850	4.06	1337	28	4.88	1337	34		
					28.000	3.35	1242	25	4.02	1242	30		
	GFL07 - 2N □□□ □H 1H 3H 5H 160 132 254/256TC 350 300 Nema					3.350	14.42	639	209	17.30	639	251	
					4.643	10.62	653	151	12.75	653	181		
					5.159	12.44	850	136	14.93	850	163		
					5.695	12.12	914	123	14.55	914	148		
					6.400	7.82	662	109	9.38	662	131		
					7.150	9.70	918	98	11.64	918	118		
					8.324	9.01	993	84	10.82	993	101		
					9.379	8.05	999	75	9.66	999	90		
					9.714	7.53	969	72	9.04	969	87		
					11.537	7.07	1080	61	8.49	1080	73		
				13.000	6.33	1089	54	7.59	1089	65			
				14.200	6.08	1143	49	7.30	1143	59			
				15.904	5.60	1179	44	6.72	1179	53			
				17.920	5.01	1189	39	6.02	1189	47			

For dimensions, see page 4-92 onwards.



# Shaft-mounted helical gearbox selection table

Gearbox with mounting flange



$M_2 \text{ perm} \leq 1378 \text{ Nm}$				GFL07-3N □□□								
Gearbox	Mounting flange size Motor frame size Flange diameter			i	50 Hz			60 Hz			50 Hz	60 Hz
					$P_1 \text{ perm}$	$M_2 \text{ perm}$	$n_2$	$P_1 \text{ perm}$	$M_2 \text{ perm}$	$n_2$		
					[kW]	[Nm]	[rpm]	[kW]	[Nm]	[rpm]		
<b><math>n_1 = 1400 \text{ rpm}</math></b>												
<b><math>n_1 = 1680 \text{ rpm}</math></b>												
GFL07 - 3N □□□ □B				65.306	1.37	585	21	1.65	585	26		
1B	5B			72.452	1.37	649	19	1.65	649	23		
71	56C			81.636	1.37	731	17	1.65	731	21		
105	Nema			92.413	1.37	828	15	1.65	828	18		
				104.127	1.37	933	13	1.65	933	16		
				147.347	1.07	1025	9.5	1.28	1025	11		
				166.025	1.07	1155	8.4	1.28	1155	10		
				183.285	0.89	1066	7.6	1.07	1066	9.2		
				206.519	0.89	1201	6.8	1.07	1201	8.1		
				224.636	0.89	1306	6.2	1.07	1306	7.5		
				253.111	0.76	1258	5.5	0.91	1258	6.6		
				290.706	0.72	1357	4.8	0.86	1357	5.8		
				327.556	0.59	1258	4.3	0.71	1258	5.1		
				352.811	0.60	1374	4.0	0.72	1374	4.8		
				397.533	0.49	1258	3.5	0.58	1258	4.2		
				430.222	0.45	1270	3.3	0.54	1270	3.9		
				522.133	0.37	1270	2.7	0.45	1270	3.2		
				562.391	0.31	1128	2.5	0.37	1128	3.0		
				633.680	0.30	1220	2.2	0.35	1220	2.7		
				718.786	0.24	1128	2.0	0.29	1128	2.3		
				809.900	0.23	1220	1.7	0.28	1220	2.1		
GFL07 - 3N □□□ □C				65.306	1.87	796	21	2.24	796	26		
1C	2C	3C	4C	5C	6C	7C		2.21	869	23		
80	71	71	71	56C	63	80		2.21	979	21		
160	160	105	120	Nema	160	120		1.91	961	18		
				104.127	1.59	961	15	1.91	961	18		
				113.206	1.59	1082	13	1.91	1082	16		
				113.206	1.41	1040	12	1.69	1040	15		
				127.556	1.41	1171	11	1.69	1171	13		
				147.347	1.19	1140	9.5	1.42	1140	11		
				166.025	1.15	1248	8.4	1.38	1248	10		
				183.285	1.03	1236	7.6	1.24	1236	9.2		
				206.519	0.93	1248	6.8	1.11	1248	8.1		
				224.636	0.92	1343	6.2	1.10	1343	7.5		
				253.111	0.76	1258	5.5	0.91	1258	6.6		
				290.706	0.73	1378	4.8	0.87	1378	5.8		
				327.556	0.59	1258	4.3	0.71	1258	5.1		
				352.811	0.60	1378	4.0	0.72	1378	4.8		
				397.533	0.49	1258	3.5	0.58	1258	4.2		
				430.222	0.45	1270	3.3	0.54	1270	3.9		
				522.133	0.37	1270	2.7	0.45	1270	3.2		
				562.391	0.31	1128	2.5	0.37	1128	3.0		
				633.680	0.30	1220	2.2	0.35	1220	2.7		
GFL07 - 3N □□□ □D				65.306	2.07	883	21	2.49	883	26		
1D	2D	5D		72.452	1.84	869	19	2.21	869	23		
90	80	143/145TC		81.636	1.84	979	17	2.21	979	21		
160	160	Nema		92.413	1.59	961	15	1.91	961	18		
				104.127	1.59	1082	13	1.91	1082	16		
				113.206	1.41	1040	12	1.69	1040	15		
				127.556	1.41	1171	11	1.69	1171	13		
				147.347	1.19	1140	9.5	1.42	1140	11		
				166.025	1.15	1248	8.4	1.38	1248	10		
				183.285	1.03	1236	7.6	1.24	1236	9.2		
				206.519	0.93	1248	6.8	1.11	1248	8.1		
				224.636	0.92	1343	6.2	1.10	1343	7.5		
				253.111	0.76	1258	5.5	0.91	1258	6.6		
GFL07 - 3N □□□ □E				65.306	2.07	883	21	2.49	883	26		
1E	1E	2E	3E	4E	5E			2.21	869	23		
100	112	90	80	90	182/184TC			2.21	979	21		
160	160	160	160	200	Nema			1.91	961	18		
				104.127	1.59	1082	13	1.91	1082	16		
				113.206	1.41	1040	12	1.69	1040	15		
				127.556	1.41	1171	11	1.69	1171	13		

For dimensions, see page 4-92 onwards.

# Shaft-mounted helical gearbox selection table

## Gearbox with mounting flange

$M_2 \text{ perm} \leq 1378 \text{ Nm}$				GFL07-3N □□□								
Gearbox	Mounting flange size Motor frame size Flange diameter			i	50 Hz			60 Hz			50 Hz	60 Hz
					$P_1 \text{ perm}$	$M_2 \text{ perm}$	$n_2$	$P_1 \text{ perm}$	$M_2 \text{ perm}$	$n_2$		
					[kW]	[Nm]	[rpm]	[kW]	[Nm]	[rpm]		
<b><math>n_1 = 700 \text{ rpm}</math></b>												
<b><math>n_1 = 840 \text{ rpm}</math></b>												
GFL07 - 3N □□□ □B				65.306	0.77	658	11	0.93	658	13		
1B	5B			72.452	0.73	686	9.7	0.87	686	12		
71	56C			81.636	0.73	773	8.6	0.87	773	10		
105	Nema			92.413	0.77	931	7.6	0.93	931	9.1		
				104.127	0.77	1049	6.7	0.93	1049	8.1		
				147.347	0.53	1025	4.8	0.64	1025	5.7		
				166.025	0.53	1155	4.2	0.64	1155	5.1		
				183.285	0.45	1066	3.8	0.54	1066	4.6		
				206.519	0.45	1201	3.4	0.54	1201	4.1		
				224.636	0.45	1306	3.1	0.54	1306	3.7		
				253.111	0.38	1258	2.8	0.46	1258	3.3		
				290.706	0.36	1357	2.4	0.43	1357	2.9		
				327.556	0.29	1258	2.1	0.35	1258	2.6		
				352.811	0.30	1374	2.0	0.36	1374	2.4		
				397.533	0.24	1258	1.8	0.29	1258	2.1		
				430.222	0.23	1270	1.6	0.27	1270	2.0		
				522.133	0.19	1270	1.3	0.22	1270	1.6		
				562.391	0.15	1128	1.2	0.18	1128	1.5		
				633.680	0.15	1220	1.1	0.18	1220	1.3		
				718.786	0.12	1128	1.0	0.14	1128	1.2		
				809.900	0.12	1220	0.9	0.14	1220	1.0		
<b><math>n_1 = 700 \text{ rpm}</math></b>												
<b><math>n_1 = 840 \text{ rpm}</math></b>												
GFL07 - 3N □□□ □C				65.306	1.04	883	11	1.24	883	13		
1C	2C	3C	4C	5C	6C	7C						
80	71	71	71	56C	63	80						
160	160	105	120	Nema	160	120						
				104.127	0.80	1082	6.7	0.96	1082	8.1		
				113.206	0.70	1040	6.2	0.85	1040	7.4		
				127.556	0.70	1171	5.5	0.85	1171	6.6		
				147.347	0.59	1140	4.8	0.71	1140	5.7		
				166.025	0.58	1248	4.2	0.69	1248	5.1		
				183.285	0.52	1236	3.8	0.62	1236	4.6		
				206.519	0.46	1248	3.4	0.56	1248	4.1		
				224.636	0.46	1343	3.1	0.55	1343	3.7		
				253.111	0.38	1258	2.8	0.46	1258	3.3		
				290.706	0.36	1378	2.4	0.44	1378	2.9		
				327.556	0.29	1258	2.1	0.35	1258	2.6		
				352.811	0.30	1378	2.0	0.36	1378	2.4		
				397.533	0.24	1258	1.8	0.29	1258	2.1		
				430.222	0.23	1270	1.6	0.27	1270	2.0		
				522.133	0.19	1270	1.3	0.22	1270	1.6		
				562.391	0.15	1128	1.2	0.18	1128	1.5		
				633.680	0.15	1220	1.1	0.18	1220	1.3		
<b><math>n_1 = 700 \text{ rpm}</math></b>												
<b><math>n_1 = 840 \text{ rpm}</math></b>												
GFL07 - 3N □□□ □D				65.306	1.04	883	11	1.24	883	13		
1D	2D	5D		72.452	0.92	869	9.7	1.10	869	12		
90	80	143/145TC		81.636	0.92	979	8.6	1.10	979	10		
160	160	Nema		92.413	0.80	961	7.6	0.96	961	9.1		
				104.127	0.80	1082	6.7	0.96	1082	8.1		
				113.206	0.70	1040	6.2	0.85	1040	7.4		
				127.556	0.70	1171	5.5	0.85	1171	6.6		
				147.347	0.59	1140	4.8	0.71	1140	5.7		
				166.025	0.58	1248	4.2	0.69	1248	5.1		
				183.285	0.52	1236	3.8	0.62	1236	4.6		
				206.519	0.46	1248	3.4	0.56	1248	4.1		
				224.636	0.46	1343	3.1	0.55	1343	3.7		
				253.111	0.38	1258	2.8	0.46	1258	3.3		
<b><math>n_1 = 700 \text{ rpm}</math></b>												
<b><math>n_1 = 840 \text{ rpm}</math></b>												
GFL07 - 3N □□□ □E				65.306	1.04	883	11	1.24	883	13		
1E	1E	2E	3E	4E	5E							
100	112	90	80	90	182/184TC							
160	160	160	160	200	Nema							
				104.127	0.80	1082	6.7	0.96	1082	8.1		
				113.206	0.70	1040	6.2	0.85	1040	7.4		
				127.556	0.70	1171	5.5	0.85	1171	6.6		

For dimensions, see page 4-92 onwards.

# Shaft-mounted helical gearbox selection table

## Gearbox with mounting flange



$M_2 \text{ perm} \leq 3107 \text{ Nm}$				GFL09-2N □□□								
Gearbox	Mounting flange size Motor frame size Flange diameter			i	50 Hz			60 Hz			50 Hz	60 Hz
					P <sub>1 perm</sub>	M <sub>2 perm</sub>	n <sub>2</sub>	P <sub>1 perm</sub>	M <sub>2 perm</sub>	n <sub>2</sub>		
					[kW]	[Nm]	[rpm]	[kW]	[Nm]	[rpm]		
					<b>n<sub>1</sub> = 2800 rpm</b>			<b>n<sub>1</sub> = 3360 rpm</b>				
GFL09 - 2N □□□ □D				51.333	4.26	724	55	3.96	561	66		C, D
1D	2D	5D		57.852	4.26	816	48	3.96	632	58		C, D
90	80	143/145TC		62.300	4.26	878	45	3.96	681	54		C, D
160	160	Nema		70.211	4.62	1073	40	4.39	851	48		C, D
				78.750	3.87	1008	36	3.96	859	43		C, D
				88.750	3.87	1136	32	3.96	968	38		C, D
GFL09 - 2N □□□ □E				19.667	10.72	697	142	9.97	540	171		C, D
1E	1E	2E	3E	22.164	10.72	786	126	9.97	609	152		C, D
100	112	90	80	32.667	12.17	1316	86	11.32	1020	103		C, D
160	160	160	160	36.815	12.17	1483	76	11.32	1149	91		C, D
				39.667	11.18	1467	71	11.18	1223	85		C, D
				44.704	11.18	1654	63	11.18	1378	75		C, D
				51.333	8.98	1525	55	8.98	1271	66		C, D
				57.852	8.98	1719	48	8.98	1432	58		C, D
				62.300	7.50	1546	45	7.50	1288	54		C, D
				70.211	8.12	1888	40	8.31	1610	48		C, D
				78.750	6.26	1631	36	6.40	1391	43		C, D
				88.750	6.07	1781	32	6.21	1519	38		C, D
GFL09 - 2N □□□ □F				18.407	10.72	653	152					C, D
1F	1F	2F	3F	19.667	10.72	697	142					C, D
100	112	90	90	22.164	10.72	786	126					C, D
160	160	160	200	24.111	12.17	971	116					C, D
				27.173	12.17	1095	103					C, D
				32.667	12.17	1316	86					C, D
				36.815	12.17	1483	76					C, D
				39.667	11.86	1556	71					C, D
				44.704	11.86	1754	63					C, D
				51.333	9.52	1616	55					C, D
				57.852	9.52	1822	48					C, D
				62.300	7.94	1637	45					C, D
				70.211	8.61	1999	40					C, D
GFL09 - 2N □□□ □G				18.407	28.57	1741	152					C, D
1G	2G	2G	3G	19.667	28.57	1860	142					C, D
132	100	112	132	22.164	28.57	2096	126					C, D
300	250	250	250	24.111	31.48	2512	116					C, D
				27.173	28.39	2553	103					C, D
				32.667	25.52	2759	86					C, D
				36.815	22.86	2784	76					C, D
				39.667	21.84	2867	71					C, D
				44.704	18.88	2793	63					C, D
					<b>n<sub>1</sub> = 1400 rpm</b>			<b>n<sub>1</sub> = 1680 rpm</b>				
GFL09 - 2N □□□ □D				51.333	2.31	784	27	2.77	784	33		
1D	2D	5D		57.852	2.31	884	24	2.77	884	29		
90	80	143/145TC		62.300	2.31	952	23	2.77	952	27		
160	160	Nema		70.211	2.31	1073	20	2.77	1073	24		
				78.750	1.93	1008	18	2.32	1008	21		
				88.750	1.93	1136	16	2.32	1136	19		
GFL09 - 2N □□□ □E				19.667	6.60	859	71	7.62	827	85		
1E	1E	2E	3E	22.164	6.60	968	63	7.62	932	76		
100	112	90	80	32.667	6.60	1426	43	7.92	1426	51		
160	160	160	160	36.815	6.60	1607	38	7.92	1607	46		
				39.667	6.06	1590	35	7.27	1590	42		
				44.704	6.06	1792	31	7.27	1792	38		
				51.333	4.86	1653	27	5.84	1653	33		
				57.852	4.86	1862	24	5.84	1862	29		
				62.300	4.06	1675	23	4.87	1675	27		
				70.211	4.06	1888	20	4.87	1888	24		
				78.750	3.13	1631	18	3.76	1631	21		
				88.750	3.03	1781	16	3.64	1781	19		

For dimensions, see page 4-92 onwards.

# Shaft-mounted helical gearbox selection table

## Gearbox with mounting flange

$M_2 \text{ perm} \leq 3107 \text{ Nm}$				GFL09-2N □□□								
Gearbox	Mounting flange size Motor frame size Flange diameter			i	50 Hz			60 Hz			50 Hz	60 Hz
					P <sub>1 perm</sub>	M <sub>2 perm</sub>	n <sub>2</sub>	P <sub>1 perm</sub>	M <sub>2 perm</sub>	n <sub>2</sub>		
					[kW]	[Nm]	[rpm]	[kW]	[Nm]	[rpm]		
					<b>n<sub>1</sub> = 1400 rpm</b>			<b>n<sub>1</sub> = 1680 rpm</b>				
GFL09 - 2N □□□ □F				9.010	6.60	393	155	7.62	379	187		C, D
1F	1F	2F	3F	9.799	6.60	428	143	7.62	412	171		C, D
100	112	90	90	11.167	6.60	488	125	7.62	469	150		C, D
160	160	160	200	14.333	6.60	626	98	7.62	603	117		C, D
				16.333	6.60	713	86	7.62	687	103		C, D
				18.407	6.60	804	76	7.62	774	91		C, D
				19.667	6.60	859	71	7.62	827	85		C, D
				22.164	6.60	968	63	7.62	932	76		C, D
				24.111	6.60	1053	58	7.92	1053	70		C, D
				27.173	6.60	1186	52	7.92	1186	62		C, D
				32.667	6.60	1426	43	7.92	1426	51		C, D
				36.815	6.60	1607	38	7.92	1607	46		C, D
				39.667	6.42	1686	35	7.71	1686	42		C, D
				44.704	6.42	1901	31	7.71	1901	38		C, D
				51.333	5.16	1752	27	6.19	1752	33		C, D
				57.852	5.16	1974	24	6.19	1974	29		C, D
				62.300	4.30	1774	23	5.16	1774	27		C, D
				70.211	4.30	1999	20	5.16	1999	24		C, D
GFL09 - 2N □□□ □G				6.864	17.59	799	204	20.33	770	245		C, D
1G	2G	2G	3G	7.466	17.59	869	188	20.33	837	225		C, D
132	100	112	132	9.010	17.59	1049	155	20.33	1010	187		C, D
300	250	250	250	9.799	17.59	1141	143	20.33	1099	171		C, D
			213/215TC	11.167	17.59	1300	125	20.33	1252	150		C, D
			Nema	12.307	17.59	1433	114	20.33	1380	137		C, D
				14.333	17.59	1669	98	20.33	1607	117		C, D
				16.333	17.59	1902	86	20.33	1831	103		C, D
				18.407	17.59	2143	76	20.33	2064	91		C, D
				19.667	17.59	2290	71	20.33	2205	85		C, D
				22.164	17.59	2580	63	20.33	2485	76		C, D
				24.111	17.06	2722	58	20.47	2722	70		C, D
				27.173	15.38	2767	52	18.46	2767	62		C, D
				32.667	13.83	2990	43	16.59	2990	51		C, D
				36.815	12.38	3018	38	14.86	3018	46		C, D
				39.667	11.83	3107	35	14.20	3107	42		C, D
				44.704	10.23	3027	31	12.28	3027	38		C, D
GFL09 - 2N □□□ □H				6.864	45.98	2089	204	53.14	2012	245		C, D
1H	2H	3H	5H	7.466	43.64	2156	188	50.43	2077	225		C, D
160	180	132	254/256TC	9.010	37.40	2230	155	43.22	2147	187		C, D
350	350	300	Nema	9.799	35.62	2310	143	41.16	2224	171		C, D
			Nema	11.167	31.16	2303	125	36.01	2218	150		C, D
				12.307	27.29	2223	114	31.54	2141	137		C, D
				14.333	25.03	2374	98	28.92	2286	117		C, D
				16.333	22.76	2461	86	26.30	2369	103		C, D
				18.407	20.35	2479	76	23.52	2388	91		C, D
				19.667	19.69	2563	71	22.75	2468	85		C, D
				22.164	17.81	2612	63	20.58	2515	76		C, D
				24.111	17.06	2722	58	20.47	2722	70		C, D
				27.173	15.38	2767	52	18.46	2767	62		C, D
GFL09 - 2N □□□ 1K				6.864	45.98	2089	204	53.14	2012	245		C, D
200				7.466	43.64	2156	188	50.43	2077	225		C, D
400				9.010	37.40	2230	155	43.22	2147	187		C, D
				9.799	35.62	2310	143	41.16	2224	171		C, D
				12.307	27.29	2223	114	31.54	2141	137		C, D
				14.333	25.03	2374	98	28.92	2286	117		C, D

For dimensions, see page 4-92 onwards.

# Shaft-mounted helical gearbox selection table

## Gearbox with mounting flange



$M_2 \text{ perm} \leq 3107 \text{ Nm}$				GFL09-2N □□□								
Gearbox	Mounting flange size Motor frame size Flange diameter			i	50 Hz			60 Hz			50 Hz	60 Hz
					$P_1 \text{ perm}$	$M_2 \text{ perm}$	$n_2$	$P_1 \text{ perm}$	$M_2 \text{ perm}$	$n_2$		
					[kW]	[Nm]	[rpm]	[kW]	[Nm]	[rpm]		
					<b><math>n_1 = 700 \text{ rpm}</math></b>			<b><math>n_1 = 840 \text{ rpm}</math></b>				
GFL09 - 2N □□□ □D				51.333	1.44	981	14	1.73	981	16		
1D	2D	5D		57.852	1.44	1105	12	1.73	1105	15		
90	80	143/145TC		62.300	1.21	994	11	1.45	994	14		
160	160	Nema		70.211	1.21	1121	10.0	1.45	1121	12		
				78.750	0.97	1008	8.9	1.16	1008	11		
				88.750	0.97	1136	7.9	1.16	1136	9.5		
GFL09 - 2N □□□ □E				19.667	4.40	1145	36	5.28	1145	43		
1E	1E	2E	3E	22.164	4.40	1290	32	5.28	1290	38		
100	112	90	80	32.667	3.53	1526	21	4.24	1526	26		
160	160	160	160	36.815	3.53	1720	19	4.24	1720	23		
				39.667	3.03	1590	18	3.63	1590	21		
				44.704	3.03	1792	16	3.63	1792	19		
				51.333	2.43	1653	14	2.92	1653	16		
				57.852	2.43	1862	12	2.92	1862	15		
				62.300	2.03	1675	11	2.44	1675	14		
				70.211	2.03	1888	10.0	2.44	1888	12		
				78.750	1.56	1631	8.9	1.88	1631	11		
				88.750	1.52	1781	7.9	1.82	1781	9.5		
GFL09 - 2N □□□ □F				9.010	4.40	524	78	5.28	524	93		
1F	1F	2F	3F	9.799	4.40	570	71	5.28	570	86		
100	112	90	90	11.167	4.40	650	63	5.28	650	75		
160	160	160	200	14.333	4.40	834	49	5.28	834	59		
				16.333	4.40	951	43	5.28	951	51		
				18.407	4.40	1072	38	5.28	1072	46		
				19.667	4.40	1145	36	5.28	1145	43		
				22.164	4.40	1290	32	5.28	1290	38		
				24.111	4.40	1404	29	5.28	1404	35		
				27.173	4.40	1582	26	5.28	1582	31		
				32.667	3.75	1620	21	4.50	1620	26		
				36.815	3.75	1826	19	4.50	1826	23		
				39.667	3.21	1686	18	3.85	1686	21		
				44.704	3.21	1901	16	3.85	1901	19		
				51.333	2.58	1752	14	3.09	1752	16		
				57.852	2.58	1974	12	3.09	1974	15		
				62.300	2.15	1774	11	2.58	1774	14		
				70.211	2.15	1999	10.0	2.58	1999	12		
GFL09 - 2N □□□ □G				6.864	11.73	1066	102	14.07	1066	122		
1G	2G	2G	3G	7.466	11.73	1159	94	14.07	1159	113		
132	100	112	132	9.010	11.73	1399	78	14.07	1399	93		
300	250	250	250	9.799	11.73	1521	71	14.07	1521	86		
				11.167	11.73	1733	63	14.07	1733	75		
				12.307	11.73	1910	57	14.07	1910	68		
				14.333	11.73	2225	49	14.07	2225	59		
				16.333	11.38	2461	43	13.66	2461	51		
				18.407	10.18	2479	38	12.21	2479	46		
				19.667	9.85	2563	36	11.81	2563	43		
				22.164	8.90	2612	32	10.68	2612	38		
				24.111	8.53	2722	29	10.23	2722	35		
				27.173	7.69	2767	26	9.23	2767	31		
				32.667	6.91	2990	21	8.30	2990	26		
				36.815	6.19	3018	19	7.43	3018	23		
				39.667	5.92	3107	18	7.10	3107	21		
				44.704	5.12	3027	16	6.14	3027	19		

For dimensions, see page 4-92 onwards.

# Shaft-mounted helical gearbox selection table

## Gearbox with mounting flange

$M_2 \text{ perm} \leq 3107 \text{ Nm}$					GFL09-2N □□□								
Gearbox	Mounting flange size Motor frame size Flange diameter				i	50 Hz			60 Hz			50 Hz	60 Hz
						$P_1 \text{ perm}$	$M_2 \text{ perm}$	$n_2$	$P_1 \text{ perm}$	$M_2 \text{ perm}$	$n_2$		
						[kW]	[Nm]	[rpm]	[kW]	[Nm]	[rpm]		
						<b><math>n_1 = 700 \text{ rpm}</math></b>			<b><math>n_1 = 840 \text{ rpm}</math></b>				
GFL09 - 2N □□□ □H					6.864	22.99	2089	102	27.59	2089	122		
1H	2H	3H	5H	6H	7.466	21.82	2156	94	26.19	2156	113		
160	180	132	254/256TC	284/286TC	9.010	18.70	2230	78	22.44	2230	93		
350	350	300	Nema	Nema	9.799	17.81	2310	71	21.37	2310	86		
					11.167	15.58	2303	63	18.70	2303	75		
					12.307	13.65	2223	57	16.38	2223	68		
					14.333	12.51	2374	49	15.02	2374	59		
					16.333	11.38	2461	43	13.66	2461	51		
					18.407	10.18	2479	38	12.21	2479	46		
					19.667	9.85	2563	36	11.81	2563	43		
					22.164	8.90	2612	32	10.68	2612	38		
					24.111	8.53	2722	29	10.23	2722	35		
					27.173	7.69	2767	26	9.23	2767	31		
GFL09 - 2N □□□ 1K					6.864	22.99	2089	102	27.59	2089	122		
200					7.466	21.82	2156	94	26.19	2156	113		
400					9.010	18.70	2230	78	22.44	2230	93		
					9.799	17.81	2310	71	21.37	2310	86		
					12.307	13.65	2223	57	16.38	2223	68		
					14.333	12.51	2374	49	15.02	2374	59		

For dimensions, see page 4-92 onwards.

# Shaft-mounted helical gearbox selection table

## Gearbox with mounting flange



$M_2 \text{ perm} \leq 3170 \text{ Nm}$				GFL09-3N □□□								
Gearbox	Mounting flange size Motor frame size Flange diameter			i	50 Hz			60 Hz			50 Hz	60 Hz
					$P_1 \text{ perm}$	$M_2 \text{ perm}$	$n_2$	$P_1 \text{ perm}$	$M_2 \text{ perm}$	$n_2$		
					[kW]	[Nm]	[rpm]	[kW]	[Nm]	[rpm]		
					$n_1 = 1400 \text{ rpm}$			$n_1 = 1680 \text{ rpm}$				
GFL09 - 3N □□□ □B	1B 5B 71 56C 105 Nema			290.889	0.88	1671	4.8	1.06	1671	5.8		
				327.827	0.88	1883	4.3	1.06	1883	5.1		
				353.033	0.74	1694	4.0	0.88	1694	4.8		
				397.863	0.74	1909	3.5	0.88	1909	4.2		
				424.247	0.88	2437	3.3	1.06	2437	4.0		
				514.881	0.74	2470	2.7	0.88	2470	3.3		
				554.470	0.58	2113	2.5	0.70	2113	3.0		
				624.879	0.56	2273	2.2	0.67	2273	2.7		
				700.875	0.46	2113	2.0	0.55	2113	2.4		
				789.875	0.44	2273	1.8	0.53	2273	2.1		
GFL09 - 3N □□□ □C	1C 2C 3C 4C 5C 6C 7C 80 71 71 71 56C 63 80 160 160 105 120 Nema 160 120			63.326	1.87	772	22	2.24	772	27		
				93.333	1.87	1137	15	2.24	1137	18		
				105.185	1.87	1282	13	2.24	1282	16		
				148.815	1.87	1813	9.4	2.24	1813	11		
				167.712	1.87	2044	8.4	2.24	2044	10		
				185.111	1.71	2064	7.6	2.05	2064	9.1		
				208.617	1.71	2326	6.7	2.05	2326	8.1		
				224.778	1.64	2407	6.2	1.97	2407	7.5		
				253.321	1.64	2712	5.5	1.97	2712	6.6		
				290.889	1.37	2603	4.8	1.65	2603	5.8		
				327.827	1.37	2934	4.3	1.65	2934	5.1		
				353.033	1.15	2636	4.0	1.37	2636	4.8		
				397.863	1.15	2971	3.5	1.37	2971	4.2		
				424.247	0.98	2724	3.3	1.18	2724	4.0		
				514.881	0.81	2724	2.7	0.97	2724	3.3		
				554.470	0.58	2113	2.5	0.70	2113	3.0		
				624.879	0.56	2273	2.2	0.67	2273	2.7		
				700.875	0.46	2113	2.0	0.55	2113	2.4		
		789.875	0.44	2273	1.8	0.53	2273	2.1				
GFL09 - 3N □□□ □D	1D 2D 5D 90 80 143/145TC 160 160 Nema			63.326	2.31	953	22	2.77	953	27		
				73.173	2.31	1101	19	2.77	1101	23		
				82.465	2.31	1241	17	2.77	1241	20		
				93.333	2.31	1405	15	2.77	1405	18		
				105.185	2.31	1583	13	2.77	1583	16		
				114.333	2.31	1721	12	2.77	1721	15		
				128.852	2.31	1939	11	2.77	1939	13		
				148.815	2.12	2053	9.4	2.54	2053	11		
				167.712	2.12	2314	8.4	2.54	2314	10		
				185.111	1.85	2231	7.6	2.22	2231	9.1		
				208.617	1.85	2515	6.7	2.22	2515	8.1		
				224.778	1.64	2407	6.2	1.97	2407	7.5		
				253.321	1.64	2712	5.5	1.97	2712	6.6		
				290.889	1.39	2640	4.8	1.67	2640	5.8		
				327.827	1.39	2975	4.3	1.67	2975	5.1		
				353.033	1.22	2813	4.0	1.47	2813	4.8		
				397.863	1.22	3170	3.5	1.47	3170	4.2		
				424.247	0.98	2724	3.3	1.18	2724	4.0		
		514.881	0.81	2724	2.7	0.97	2724	3.3				
		554.470	0.58	2113	2.5	0.70	2113	3.0				
		624.879	0.56	2273	2.2	0.67	2273	2.7				
GFL09 - 3N □□□ □E	1E 1E 2E 3E 4E 5E 100 112 90 80 90 182/184TC 160 160 160 160 200 Nema			63.326	3.66	1510	22	4.39	1510	27		
				73.173	3.18	1517	19	3.82	1517	23		
				82.465	3.18	1710	17	3.82	1710	20		
				93.333	2.78	1692	15	3.34	1692	18		
				105.185	2.78	1907	13	3.34	1907	16		
				114.333	2.48	1847	12	2.97	1847	15		
				128.852	2.48	2082	11	2.97	2082	13		
				148.815	2.12	2053	9.4	2.54	2053	11		
				167.712	2.12	2314	8.4	2.54	2314	10		
				185.111	1.85	2231	7.6	2.22	2231	9.1		
				208.617	1.85	2515	6.7	2.22	2515	8.1		
				224.778	1.64	2407	6.2	1.97	2407	7.5		
				253.321	1.64	2712	5.5	1.97	2712	6.6		

For dimensions, see page 4-92 onwards.

# Shaft-mounted helical gearbox selection table

## Gearbox with mounting flange

$M_2 \text{ perm} \leq 3170 \text{ Nm}$				GFL09-3N □□□								
Gearbox	Mounting flange size Motor frame size Flange diameter			i	50 Hz			60 Hz			50 Hz	60 Hz
					$P_1 \text{ perm}$	$M_2 \text{ perm}$	$n_2$	$P_1 \text{ perm}$	$M_2 \text{ perm}$	$n_2$		
					[kW]	[Nm]	[rpm]	[kW]	[Nm]	[rpm]		
					<b><math>n_1 = 1400 \text{ rpm}</math></b>			<b><math>n_1 = 1680 \text{ rpm}</math></b>				
GFL09 - 3N □□□ □F				63.326	3.66	1510	22	4.39	1510	27		C, D
	<b>1F</b>	<b>1F</b>	<b>2F 3F</b>	73.173	3.18	1517	19	3.82	1517	23		C, D
	<b>100</b>	<b>112</b>	<b>90 90</b>	82.465	3.18	1710	17	3.82	1710	20		C, D
	<b>160</b>	<b>160</b>	<b>160 200</b>	93.333	2.78	1692	15	3.34	1692	18		C, D
				105.185	2.78	1907	13	3.34	1907	16		C, D
				114.333	2.48	1847	12	2.97	1847	15		C, D
				128.852	2.48	2082	11	2.97	2082	13		C, D
					<b><math>n_1 = 700 \text{ rpm}</math></b>			<b><math>n_1 = 840 \text{ rpm}</math></b>				
GFL09 - 3N □□□ □B				290.889	0.44	1671	2.4	0.53	1671	2.9		
	<b>1B</b>	<b>5B</b>		327.827	0.44	1883	2.1	0.53	1883	2.6		
	<b>71</b>	<b>56C</b>		353.033	0.37	1694	2.0	0.44	1694	2.4		
	<b>105</b>	<b>Nema</b>		397.863	0.37	1909	1.8	0.44	1909	2.1		
				424.247	0.44	2437	1.7	0.53	2437	2.0		
				514.881	0.37	2470	1.4	0.44	2470	1.6		
				554.470	0.29	2113	1.3	0.35	2113	1.5		
				624.879	0.28	2273	1.1	0.33	2273	1.3		
				700.875	0.23	2113	1.0	0.28	2113	1.2		
				789.875	0.22	2273	0.9	0.26	2273	1.1		
GFL09 - 3N □□□ □C				63.326	1.25	1029	11	1.50	1029	13		
	<b>1C</b>	<b>2C 3C 4C 5C 6C 7C</b>		93.333	1.25	1516	7.5	1.50	1516	9.0		
	<b>80</b>	<b>71 71 71 56C 63 80</b>		105.185	1.25	1709	6.7	1.50	1709	8.0		
	<b>160</b>	<b>160 105 120 Nema 160 120</b>		148.815	1.02	1984	4.7	1.23	1984	5.6		
				167.712	1.02	2236	4.2	1.23	2236	5.0		
				185.111	0.86	2064	3.8	1.03	2064	4.5		
				208.617	0.86	2326	3.4	1.03	2326	4.0		
				224.778	0.82	2407	3.1	0.99	2407	3.7		
				253.321	0.82	2712	2.8	0.99	2712	3.3		
				290.889	0.69	2603	2.4	0.82	2603	2.9		
				327.827	0.69	2934	2.1	0.82	2934	2.6		
				353.033	0.57	2636	2.0	0.69	2636	2.4		
				397.863	0.57	2971	1.8	0.69	2971	2.1		
				424.247	0.49	2724	1.7	0.59	2724	2.0		
				514.881	0.41	2724	1.4	0.49	2724	1.6		
				554.470	0.29	2113	1.3	0.35	2113	1.5		
				624.879	0.28	2273	1.1	0.33	2273	1.3		
				700.875	0.23	2113	1.0	0.28	2113	1.2		
				789.875	0.22	2273	0.9	0.26	2273	1.1		
GFL09 - 3N □□□ □D				63.326	1.54	1271	11	1.85	1271	13		
	<b>1D</b>	<b>2D 5D</b>		73.173	1.54	1469	9.6	1.85	1469	12		
	<b>90</b>	<b>80 143/145TC</b>		82.465	1.54	1655	8.5	1.85	1655	10		
	<b>160</b>	<b>160 Nema</b>		93.333	1.39	1692	7.5	1.67	1692	9.0		
				105.185	1.39	1907	6.7	1.67	1907	8.0		
				114.333	1.24	1847	6.1	1.49	1847	7.4		
				128.852	1.24	2082	5.4	1.49	2082	6.5		
				148.815	1.06	2053	4.7	1.27	2053	5.6		
				167.712	1.06	2314	4.2	1.27	2314	5.0		
				185.111	0.92	2231	3.8	1.11	2231	4.5		
				208.617	0.92	2515	3.4	1.11	2515	4.0		
				224.778	0.82	2407	3.1	0.99	2407	3.7		
				253.321	0.82	2712	2.8	0.99	2712	3.3		
				290.889	0.70	2640	2.4	0.84	2640	2.9		
				327.827	0.70	2975	2.1	0.84	2975	2.6		
				353.033	0.61	2813	2.0	0.73	2813	2.4		
				397.863	0.61	3170	1.8	0.73	3170	2.1		
				424.247	0.49	2724	1.7	0.59	2724	2.0		
				514.881	0.41	2724	1.4	0.49	2724	1.6		
				554.470	0.29	2113	1.3	0.35	2113	1.5		
				624.879	0.28	2273	1.1	0.33	2273	1.3		

For dimensions, see page 4-92 onwards.



# Shaft-mounted helical gearbox selection table

## Gearbox with mounting flange



$M_2 \text{ perm} \leq 3170 \text{ Nm}$						GFL09-3N □□□								
Gearbox	Mounting flange size Motor frame size Flange diameter					i	50 Hz			60 Hz			50 Hz	60 Hz
							P <sub>1 perm</sub>	M <sub>2 perm</sub>	n <sub>2</sub>	P <sub>1 perm</sub>	M <sub>2 perm</sub>	n <sub>2</sub>		
							[kW]	[Nm]	[rpm]	[kW]	[Nm]	[rpm]		
						<b>n<sub>1</sub> = 700 rpm</b>			<b>n<sub>1</sub> = 840 rpm</b>					
GFL09 - 3N □□□ □E						63.326	1.83	1510	11	2.19	1510	13		
1E	1E	2E	3E	4E	5E	73.173	1.59	1517	9.6	1.91	1517	12		
100	112	90	80	90	182/184TC	82.465	1.59	1710	8.5	1.91	1710	10		
160	160	160	160	200	Nema	93.333	1.39	1692	7.5	1.67	1692	9.0		
						105.185	1.39	1907	6.7	1.67	1907	8.0		
						114.333	1.24	1847	6.1	1.49	1847	7.4		
						128.852	1.24	2082	5.4	1.49	2082	6.5		
						148.815	1.06	2053	4.7	1.27	2053	5.6		
						167.712	1.06	2314	4.2	1.27	2314	5.0		
						185.111	0.92	2231	3.8	1.11	2231	4.5		
						208.617	0.92	2515	3.4	1.11	2515	4.0		
						224.778	0.82	2407	3.1	0.99	2407	3.7		
						253.321	0.82	2712	2.8	0.99	2712	3.3		
						<b>n<sub>1</sub> = 700 rpm</b>			<b>n<sub>1</sub> = 840 rpm</b>					
GFL09 - 3N □□□ □F						63.326	1.83	1510	11	2.19	1510	13		
1F	1F	2F	3F			73.173	1.59	1517	9.6	1.91	1517	12		
100	112	90	90			82.465	1.59	1710	8.5	1.91	1710	10		
160	160	160	200			93.333	1.39	1692	7.5	1.67	1692	9.0		
						105.185	1.39	1907	6.7	1.67	1907	8.0		
						114.333	1.24	1847	6.1	1.49	1847	7.4		
						128.852	1.24	2082	5.4	1.49	2082	6.5		

For dimensions, see page 4-92 onwards.

# Shaft-mounted helical gearbox selection table

## Gearbox with mounting flange

$M_2 \text{ perm} \leq 4882 \text{ Nm}$							GFL11-2N □□□							
Gearbox	Mounting flange size					i	50 Hz			60 Hz			50 Hz	60 Hz
	Motor frame size						P <sub>1 perm</sub>	M <sub>2 perm</sub>	n <sub>2</sub>	P <sub>1 perm</sub>	M <sub>2 perm</sub>	n <sub>2</sub>		
	Flange diameter					[kW]							[Nm]	[rpm]
							<b>n<sub>1</sub> = 2800 rpm</b>			<b>n<sub>1</sub> = 3360 rpm</b>				
GFL11 - 2N □□□ □E						52.067	10.90	1878	54	10.90	1565	65		C, D
1E	1E	2E	3E	4E	5E	58.667	10.90	2116	48	10.90	1763	57		C, D
100	112	90	80	90	182/184TC	63.190	9.10	1904	44	9.10	1586	53		C, D
160	160	160	160	200	Nema	71.200	9.87	2325	39	10.10	1982	47		C, D
						79.875	7.92	2092	35	8.10	1784	42		C, D
						90.000	7.92	2358	31	8.10	2010	37		C, D
GFL11 - 2N □□□ □F						20.286	10.72	719	138					C, D
1F	1F	2F	3F			22.857	10.72	810	123					C, D
100	112	90	90			32.739	12.17	1319	86					C, D
160	160	160	200			36.889	12.17	1486	76					C, D
						40.233	12.17	1621	70					C, D
						45.333	12.17	1826	62					C, D
						52.067	11.62	2003	54					C, D
						58.667	11.62	2256	48					C, D
						63.190	9.70	2029	44					C, D
						71.200	10.52	2478	39					C, D
						79.875	8.43	2229	35					C, D
						90.000	8.43	2511	31					C, D
GFL11 - 2N □□□ □G						17.920	28.57	1694	156					C, D
1G	2G	2G	3G	5G		20.286	28.57	1918	138					C, D
132	100	112	132	213/215TC		22.857	28.57	2161	123					C, D
300	250	250	250	Nema		24.850	32.47	2670	113					C, D
						28.000	32.47	3008	100					C, D
						32.739	32.47	3517	86					C, D
						36.889	32.47	3963	76					C, D
						40.233	27.60	3674	70					C, D
						45.333	27.60	4140	62					C, D
						52.067	22.16	3817	54					C, D
						58.667	22.16	4301	48					C, D
						63.190	18.50	3868	44					C, D
						71.200	20.05	4723	39					C, D
							<b>n<sub>1</sub> = 1400 rpm</b>			<b>n<sub>1</sub> = 1680 rpm</b>				
GFL11 - 2N □□□ □E						52.067	5.90	2035	27	7.09	2035	32		
1E	1E	2E	3E	4E	5E	58.667	5.90	2293	24	7.09	2293	29		
100	112	90	80	90	182/184TC	63.190	4.93	2063	22	5.92	2063	27		
160	160	160	160	200	Nema	71.200	4.93	2325	20	5.92	2325	24		
						79.875	3.96	2092	18	4.75	2092	21		
						90.000	3.96	2358	16	4.75	2358	19		
GFL11 - 2N □□□ □F						20.286	6.60	886	69	7.62	853	83		C, D
1F	1F	2F	3F			22.857	6.60	998	61	7.62	961	74		C, D
100	112	90	90			32.739	6.60	1429	43	7.92	1429	51		C, D
160	160	160	200			36.889	6.60	1611	38	7.92	1611	46		C, D
						40.233	6.60	1757	35	7.92	1757	42		C, D
						45.333	6.60	1979	31	7.92	1979	37		C, D
						52.067	6.30	2170	27	7.56	2170	32		C, D
						58.667	6.30	2445	24	7.56	2445	29		C, D
						63.190	5.26	2199	22	6.31	2199	27		C, D
						71.200	5.26	2478	20	6.31	2478	24		C, D
						79.875	4.22	2229	18	5.06	2229	21		C, D
						90.000	4.22	2511	16	5.06	2511	19		C, D
GFL11 - 2N □□□ □G						10.720	17.59	1248	131	20.33	1202	157		C, D
1G	2G	2G	3G	5G		15.904	17.59	1852	88	20.33	1783	106		C, D
132	100	112	132	213/215TC		17.920	17.59	2086	78	20.33	2009	94		C, D
300	250	250	250	Nema		20.286	17.59	2362	69	20.33	2274	83		C, D
						22.857	17.59	2661	61	20.33	2563	74		C, D
						24.850	17.59	2893	56	21.11	2893	68		C, D
						28.000	17.59	3260	50	21.11	3260	60		C, D
						32.739	17.59	3812	43	21.11	3812	51		C, D
						36.889	17.59	4295	38	21.11	4295	46		C, D

For dimensions, see page 4-92 onwards.

# Shaft-mounted helical gearbox selection table

## Gearbox with mounting flange



$M_2 \text{ perm} \leq 4882 \text{ Nm}$					GFL11-2N □□□								
Gearbox	Mounting flange size Motor frame size Flange diameter				i	50 Hz			60 Hz			50 Hz	60 Hz
						P <sub>1 perm</sub>	M <sub>2 perm</sub>	n <sub>2</sub>	P <sub>1 perm</sub>	M <sub>2 perm</sub>	n <sub>2</sub>		
						[kW]	[Nm]	[rpm]	[kW]	[Nm]	[rpm]		
						<b>n<sub>1</sub> = 1400 rpm</b>			<b>n<sub>1</sub> = 1680 rpm</b>				
GFL11 - 2N □□□ □G					40.233	14.95	3982	35	17.94	3982	42		C, D
1G	2G	2G	3G	5G	45.333	14.95	4486	31	17.94	4486	37		C, D
132	100	112	132	213/215TC	52.067	12.00	4137	27	14.41	4137	32		C, D
300	250	250	250	Nema	58.667	12.00	4661	24	14.41	4661	29		C, D
					63.190	10.02	4192	22	12.03	4192	27		C, D
					71.200	10.02	4723	20	12.03	4723	24		C, D
GFL11 - 2N □□□ □H					6.864	49.48	2248	204	57.17	2164	245		C, D
1H	2H	3H	5H	6H	7.466	49.48	2445	188	57.17	2354	225		C, D
160	180	132	254/256TC	284/286TC	9.010	49.48	2950	155	57.17	2841	187		C, D
350	350	300	Nema	Nema	9.799	49.48	3209	143	57.17	3090	171		C, D
					10.720	49.48	3510	131	57.17	3380	157		C, D
					12.480	41.97	3466	112	48.49	3338	135		C, D
					14.538	38.64	3718	96	44.65	3580	116		C, D
					15.904	36.10	3800	88	41.72	3659	106		C, D
					17.920	31.95	3789	78	36.91	3648	94		C, D
					20.286	30.13	4045	69	34.81	3895	83		C, D
					22.857	26.69	4037	61	30.83	3887	74		C, D
					24.850	25.95	4268	56	31.14	4268	68		C, D
					28.000	23.01	4263	50	27.61	4263	60		C, D
					32.739	21.24	4603	43	25.49	4603	51		C, D
					36.889	18.84	4601	38	22.61	4601	46		C, D
					40.233	18.33	4882	35	22.00	4882	42		C, D
					45.333	16.27	4881	31	19.52	4881	37		C, D
GFL11 - 2N □□□ □K					6.864	57.72	2622	204	66.70	2525	245		C, D
1K	2K				7.466	57.72	2852	188	66.70	2746	225		C, D
200	225				9.010	57.72	3442	155	66.70	3314	187		C, D
400	450				9.799	57.72	3744	143	66.70	3605	171		C, D
					10.720	53.81	3818	131	62.18	3676	157		C, D
					12.480	41.97	3466	112	48.49	3338	135		C, D
					14.538	38.64	3718	96	44.65	3580	116		C, D
					15.904	36.10	3800	88	41.72	3659	106		C, D
					17.920	31.95	3789	78	36.91	3648	94		C, D
					20.286	30.13	4045	69	34.81	3895	83		C, D
					22.857	26.69	4037	61	30.83	3887	74		C, D
					24.850	25.95	4268	56	31.14	4268	68		C, D
					28.000	23.01	4263	50	27.61	4263	60		C, D
						<b>n<sub>1</sub> = 700 rpm</b>			<b>n<sub>1</sub> = 840 rpm</b>				
GFL11 - 2N □□□ □E					52.067	2.95	2035	13	3.54	2035	16		
1E	1E	2E	3E	4E	5E	58.667	2.95	2293	12	3.54	2293	14	
100	112	90	80	90	182/184TC	63.190	2.47	2063	11	2.96	2063	13	
160	160	160	160	200	Nema	71.200	2.47	2325	9.8	2.96	2325	12	
					79.875	1.98	2092	8.8	2.37	2092	11		
					90.000	1.98	2358	7.8	2.37	2358	9.3		
GFL11 - 2N □□□ □F					20.286	4.40	1181	35	5.28	1181	41		
1F	1F	2F	3F		22.857	4.40	1331	31	5.28	1331	37		
100	112	90	90		32.739	4.40	1906	21	5.28	1906	26		
160	160	160	200		36.889	4.40	2147	19	5.28	2147	23		
					40.233	3.92	2087	17	4.70	2087	21		
					45.333	3.92	2352	15	4.70	2352	19		
					52.067	3.15	2170	13	3.78	2170	16		
					58.667	3.15	2445	12	3.78	2445	14		
					63.190	2.63	2199	11	3.16	2199	13		
					71.200	2.63	2478	9.8	3.16	2478	12		
					79.875	2.11	2229	8.8	2.53	2229	11		
					90.000	2.11	2511	7.8	2.53	2511	9.3		

For dimensions, see page 4-92 onwards.

# Shaft-mounted helical gearbox selection table

## Gearbox with mounting flange

$M_2 \text{ perm} \leq 4882 \text{ Nm}$					GFL11-2N □□□								
Gearbox	Mounting flange size				i	50 Hz			60 Hz			50 Hz	60 Hz
	Motor frame size					P <sub>1 perm</sub>	M <sub>2 perm</sub>	n <sub>2</sub>	P <sub>1 perm</sub>	M <sub>2 perm</sub>	n <sub>2</sub>		
	Flange diameter				[kW]							[Nm]	[rpm]
					<b>n<sub>1</sub> = 700 rpm</b>			<b>n<sub>1</sub> = 840 rpm</b>					
GFL11 - 2N □□□ □G					10.720	11.73	1664	65	14.07	1664	78		
1G	2G	2G	3G	5G	15.904	11.73	2469	44	14.07	2469	53		
132	100	112	132	213/215TC	17.920	11.73	2782	39	14.07	2782	47		
300	250	250	250	Nema	20.286	11.73	3149	35	14.07	3149	41		
					22.857	11.73	3548	31	14.07	3548	37		
					24.850	11.11	3655	28	13.33	3655	34		
					28.000	11.11	4118	25	13.33	4118	30		
					32.739	8.94	3872	21	10.72	3872	26		
					36.889	8.94	4363	19	10.72	4363	23		
					40.233	7.48	3982	17	8.97	3982	21		
					45.333	7.48	4486	15	8.97	4486	19		
					52.067	6.00	4137	13	7.20	4137	16		
					58.667	6.00	4661	12	7.20	4661	14		
					63.190	5.01	4192	11	6.01	4192	13		
					71.200	5.01	4723	9.8	6.01	4723	12		
					<b>n<sub>1</sub> = 700 rpm</b>			<b>n<sub>1</sub> = 840 rpm</b>					
GFL11 - 2N □□□ □H					6.864	32.48	2951	102	38.97	2951	122		
1H	2H	3H	5H	6H	7.466	32.48	3210	94	38.97	3210	113		
160	180	132	254/256TC	284/286TC	9.010	27.87	3323	78	33.44	3323	93		
350	350	300	Nema	Nema	9.799	27.87	3615	71	33.44	3615	86		
					10.720	26.39	3745	65	31.67	3745	78		
					12.480	20.98	3466	56	25.18	3466	67		
					14.538	19.32	3718	48	23.19	3718	58		
					15.904	18.05	3800	44	21.66	3800	53		
					17.920	15.97	3789	39	19.17	3789	47		
					20.286	15.06	4045	35	18.08	4045	41		
					22.857	13.34	4037	31	16.01	4037	37		
					24.850	12.97	4268	28	15.57	4268	34		
					28.000	11.50	4263	25	13.80	4263	30		
					32.739	10.62	4603	21	12.75	4603	26		
					36.889	9.42	4601	19	11.31	4601	23		
					40.233	9.17	4882	17	11.00	4882	21		
					45.333	8.13	4881	15	9.76	4881	19		
					<b>n<sub>1</sub> = 700 rpm</b>			<b>n<sub>1</sub> = 840 rpm</b>					
GFL11 - 2N □□□ □K					6.864	37.03	3364	102	44.43	3364	122		
1K	2K				7.466	35.75	3533	94	42.90	3533	113		
200	225				9.010	31.33	3736	78	37.59	3736	93		
400	450				9.799	29.04	3767	71	34.85	3767	86		
					10.720	26.91	3818	65	32.29	3818	78		
					12.480	20.98	3466	56	25.18	3466	67		
					14.538	19.32	3718	48	23.19	3718	58		
					15.904	18.05	3800	44	21.66	3800	53		
					17.920	15.97	3789	39	19.17	3789	47		
					20.286	15.06	4045	35	18.08	4045	41		
					22.857	13.34	4037	31	16.01	4037	37		
					24.850	12.97	4268	28	15.57	4268	34		
					28.000	11.50	4263	25	13.80	4263	30		

For dimensions, see page 4-92 onwards.

# Shaft-mounted helical gearbox selection table

## Gearbox with mounting flange



$M_2 \text{ perm} \leq 5952 \text{ Nm}$								GFL11-3N □□□								
Gearbox	Mounting flange size							i	50 Hz			60 Hz			50 Hz	60 Hz
	Motor frame size								P <sub>1 perm</sub>	M <sub>2 perm</sub>	n <sub>2</sub>	P <sub>1 perm</sub>	M <sub>2 perm</sub>	n <sub>2</sub>		
Flange diameter							[kW]	[Nm]							[rpm]	[kW]
								<b>n<sub>1</sub> = 1400 rpm</b>			<b>n<sub>1</sub> = 1680 rpm</b>					
GFL11 - 3N □□□ □C								358.077	1.41	3283	3.9	1.69	3283	4.7		
1C	2C	3C	4C	5C	6C	7C		403.467	1.41	3699	3.5	1.69	3699	4.2		
80	71	71	71	56C	63	80		430.222	1.68	4725	3.3	2.02	4725	3.9		
160	160	105	120	Nema	160	120		522.133	1.41	4787	2.7	1.69	4787	3.2		
								562.391	1.41	5156	2.5	1.69	5156	3.0		
								633.680	1.41	5810	2.2	1.69	5810	2.7		
								710.887	1.13	5227	2.0	1.35	5227	2.4		
								801.000	1.12	5844	1.8	1.34	5844	2.1		
GFL11 - 3N □□□ □D								65.306	2.31	983	21	2.77	983	26		
1D	2D	5D						93.540	2.31	1408	15	2.77	1408	18		
90	80	143/145TC						105.397	2.31	1586	13	2.77	1586	16		
160	160	Nema						149.144	2.31	2245	9.4	2.77	2245	11		
								168.049	2.31	2529	8.3	2.77	2529	10.0		
								182.792	2.31	2751	7.7	2.77	2751	9.2		
								205.963	2.31	3100	6.8	2.77	3100	8.2		
								224.636	2.31	3381	6.2	2.77	3381	7.5		
								253.111	2.31	3810	5.5	2.77	3810	6.6		
								267.259	2.31	4023	5.2	2.77	4023	6.3		
								327.556	2.31	4930	4.3	2.77	4930	5.1		
								358.077	1.87	4370	3.9	2.25	4370	4.7		
								403.467	1.87	4924	3.5	2.25	4924	4.2		
								430.222	2.12	5942	3.3	2.54	5942	3.9		
								522.133	1.75	5942	2.7	2.09	5942	3.2		
								562.391	1.45	5319	2.5	1.74	5319	3.0		
								633.680	1.41	5844	2.2	1.70	5844	2.7		
								710.887	1.15	5319	2.0	1.38	5319	2.4		
								801.000	1.12	5844	1.8	1.34	5844	2.1		
GFL11 - 3N □□□ □E								65.306	6.60	2809	21	7.92	2809	26		
1E	1E	2E	3E	4E	5E			73.335	6.01	2875	19	7.22	2875	23		
100	112	90	80	90	182/184TC			82.631	6.01	3240	17	7.22	3240	20		
160	160	160	160	200	Nema			93.540	5.26	3206	15	6.31	3206	18		
								105.397	5.26	3613	13	6.31	3613	16		
								114.586	4.69	3501	12	5.62	3501	15		
								129.111	4.69	3945	11	5.62	3945	13		
								149.144	4.00	3894	9.4	4.81	3894	11		
								168.049	4.00	4387	8.3	4.81	4387	10.0		
								182.792	3.55	4232	7.7	4.26	4232	9.2		
								205.963	3.55	4769	6.8	4.26	4769	8.2		
								224.636	3.09	4523	6.2	3.71	4523	7.5		
								253.111	3.09	5097	5.5	3.71	5097	6.6		
								267.259	2.93	5106	5.2	3.52	5106	6.3		
								327.556	2.59	5523	4.3	3.10	5523	5.1		
GFL11 - 3N □□□ □F								65.306	6.60	2809	21	7.92	2809	26	C, D	
1F	1F	2F	3F					73.335	6.01	2875	19	7.22	2875	23	C, D	
100	112	90	90					82.631	6.01	3240	17	7.22	3240	20	C, D	
160	160	160	200					93.540	5.26	3206	15	6.31	3206	18	C, D	
								105.397	5.26	3613	13	6.31	3613	16	C, D	
								114.586	4.69	3501	12	5.62	3501	15	C, D	
								129.111	4.69	3945	11	5.62	3945	13	C, D	
								149.144	4.00	3894	9.4	4.81	3894	11	C, D	
								168.049	4.00	4387	8.3	4.81	4387	10.0	C, D	
								182.792	3.55	4232	7.7	4.26	4232	9.2	C, D	
								205.963	3.55	4769	6.8	4.26	4769	8.2	C, D	
								224.636	3.09	4523	6.2	3.71	4523	7.5	C, D	
								253.111	3.09	5097	5.5	3.71	5097	6.6	C, D	
								267.259	2.93	5106	5.2	3.52	5106	6.3	C, D	
								327.556	2.59	5523	4.3	3.10	5523	5.1	C, D	

For dimensions, see page 4-92 onwards.

# Shaft-mounted helical gearbox selection table

## Gearbox with mounting flange

$M_2 \text{ perm} \leq 5952 \text{ Nm}$				GFL11-3N □□□								
Gearbox	Mounting flange size Motor frame size Flange diameter			i	50 Hz			60 Hz			50 Hz	60 Hz
					$P_1 \text{ perm}$	$M_2 \text{ perm}$	$n_2$	$P_1 \text{ perm}$	$M_2 \text{ perm}$	$n_2$		
					[kW]	[Nm]	[rpm]	[kW]	[Nm]	[rpm]		
					<b><math>n_1 = 1400 \text{ rpm}</math></b>			<b><math>n_1 = 1680 \text{ rpm}</math></b>				
GFL11 - 3N □□□ □G				65.306	6.79	2891	21	8.15	2891	26		C, D
1G	2G	2G	3G 5G	73.335	6.01	2875	19	7.22	2875	23		C, D
132	100	112	132 213/215TC	82.631	6.01	3240	17	7.22	3240	20		C, D
300	250	250	250 Nema	93.540	5.26	3206	15	6.31	3206	18		C, D
				105.397	5.26	3613	13	6.31	3613	16		C, D
				114.586	4.69	3501	12	5.62	3501	15		C, D
				129.111	4.69	3945	11	5.62	3945	13		C, D
GFL11 - 3N □□□ □H				73.335	6.01	2875	19	7.22	2875	23		C, D
1H	2H	3H	5H 6H	82.631	6.01	3240	17	7.22	3240	20		C, D
160	180	132	254/256TC 284/286TC									
350	350	300	Nema Nema									
					<b><math>n_1 = 700 \text{ rpm}</math></b>			<b><math>n_1 = 840 \text{ rpm}</math></b>				
GFL11 - 3N □□□ □C				358.077	0.70	3283	2.0	0.84	3283	2.4		
1C	2C	3C	4C 5C 6C 7C	403.467	0.70	3699	1.7	0.84	3699	2.1		
80	71	71	71 56C 63 80	430.222	0.84	4725	1.6	1.01	4725	2.0		
160	160	105	120 Nema 160 120	522.133	0.70	4787	1.3	0.84	4787	1.6		
				562.391	0.70	5156	1.2	0.84	5156	1.5		
				633.680	0.70	5810	1.1	0.84	5810	1.3		
				710.887	0.56	5227	1.0	0.68	5227	1.2		
				801.000	0.56	5844	0.9	0.67	5844	1.1		
GFL11 - 3N □□□ □D				65.306	1.54	1311	11	1.85	1311	13		
1D	2D	5D		93.540	1.54	1877	7.5	1.85	1877	9.0		
90	80	143/145TC		105.397	1.54	2115	6.6	1.85	2115	8.0		
160	160	Nema		149.144	1.54	2993	4.7	1.85	2993	5.6		
				168.049	1.54	3373	4.2	1.85	3373	5.0		
				182.792	1.43	3410	3.8	1.72	3410	4.6		
				205.963	1.43	3842	3.4	1.72	3842	4.1		
				224.636	1.43	4191	3.1	1.72	4191	3.7		
				253.111	1.43	4722	2.8	1.72	4722	3.3		
				267.259	1.47	5106	2.6	1.76	5106	3.1		
				327.556	1.29	5523	2.1	1.55	5523	2.6		
				358.077	0.94	4370	2.0	1.12	4370	2.4		
				403.467	0.94	4924	1.7	1.12	4924	2.1		
				430.222	1.06	5942	1.6	1.27	5942	2.0		
				522.133	0.87	5942	1.3	1.05	5942	1.6		
				562.391	0.73	5319	1.2	0.87	5319	1.5		
				633.680	0.71	5844	1.1	0.85	5844	1.3		
				710.887	0.57	5319	1.0	0.69	5319	1.2		
				801.000	0.56	5844	0.9	0.67	5844	1.1		
GFL11 - 3N □□□ □E				65.306	3.40	2891	11	4.07	2891	13		
1E	1E	2E	3E 4E 5E	73.335	3.01	2875	9.6	3.61	2875	12		
100	112	90	80 90 182/184TC	82.631	3.01	3240	8.5	3.61	3240	10		
160	160	160	160 200 Nema	93.540	2.63	3206	7.5	3.15	3206	9.0		
				105.397	2.63	3613	6.6	3.15	3613	8.0		
				114.586	2.34	3501	6.1	2.81	3501	7.3		
				129.111	2.34	3945	5.4	2.81	3945	6.5		
				149.144	2.00	3894	4.7	2.40	3894	5.6		
				168.049	2.00	4387	4.2	2.40	4387	5.0		
				182.792	1.78	4232	3.8	2.13	4232	4.6		
				205.963	1.78	4769	3.4	2.13	4769	4.1		
				224.636	1.54	4523	3.1	1.85	4523	3.7		
				253.111	1.54	5097	2.8	1.85	5097	3.3		
				267.259	1.47	5106	2.6	1.76	5106	3.1		
				327.556	1.29	5523	2.1	1.55	5523	2.6		
				358.077	1.13	5283	2.0	1.36	5283	2.4		
				403.467	1.13	5952	1.7	1.36	5952	2.1		
				430.222	1.06	5942	1.6	1.27	5942	2.0		
				522.133	0.87	5942	1.3	1.05	5942	1.6		
				562.391	0.73	5319	1.2	0.87	5319	1.5		
				633.680	0.71	5844	1.1	0.85	5844	1.3		

For dimensions, see page 4-92 onwards.

# Shaft-mounted helical gearbox selection table

## Gearbox with mounting flange



$M_2 \text{ perm} \leq 5952 \text{ Nm}$				GFL11-3N □□□								
Gearbox	Mounting flange size Motor frame size Flange diameter			i	50 Hz			60 Hz			50 Hz	60 Hz
					P <sub>1 perm</sub>	M <sub>2 perm</sub>	n <sub>2</sub>	P <sub>1 perm</sub>	M <sub>2 perm</sub>	n <sub>2</sub>		
				n <sub>1</sub> = 700 rpm			n <sub>1</sub> = 840 rpm					
				[kW]	[Nm]	[rpm]	[kW]	[Nm]	[rpm]			
GFL11 - 3N □□□ □F				65.306	3.40	2891	11	4.07	2891	13		
	1F	1F	2F 3F	73.335	3.01	2875	9.6	3.61	2875	12		
	100	112	90 90	82.631	3.01	3240	8.5	3.61	3240	10		
	160	160	160 200	93.540	2.63	3206	7.5	3.15	3206	9.0		
				105.397	2.63	3613	6.6	3.15	3613	8.0		
				114.586	2.34	3501	6.1	2.81	3501	7.3		
				129.111	2.34	3945	5.4	2.81	3945	6.5		
				149.144	2.00	3894	4.7	2.40	3894	5.6		
				168.049	2.00	4387	4.2	2.40	4387	5.0		
				182.792	1.78	4232	3.8	2.13	4232	4.6		
				205.963	1.78	4769	3.4	2.13	4769	4.1		
				224.636	1.54	4523	3.1	1.85	4523	3.7		
				253.111	1.54	5097	2.8	1.85	5097	3.3		
				267.259	1.47	5106	2.6	1.76	5106	3.1		
				327.556	1.29	5523	2.1	1.55	5523	2.6		
GFL11 - 3N □□□ □G				65.306	3.40	2891	11	4.07	2891	13		
	1G	2G	2G 3G 5G	73.335	3.01	2875	9.6	3.61	2875	12		
	132	100	112 132 213/215TC	82.631	3.01	3240	8.5	3.61	3240	10		
	300	250	250 Nema	93.540	2.63	3206	7.5	3.15	3206	9.0		
				105.397	2.63	3613	6.6	3.15	3613	8.0		
				114.586	2.34	3501	6.1	2.81	3501	7.3		
				129.111	2.34	3945	5.4	2.81	3945	6.5		
GFL11 - 3N □□□ □H				73.335	3.01	2875	9.6	3.61	2875	12		
	1H	2H	3H 5H 6H	82.631	3.01	3240	8.5	3.61	3240	10		
	160	180	132 254/256TC 284/286TC									
	350	350	300 Nema Nema									

For dimensions, see page 4-92 onwards.

# Shaft-mounted helical gearbox selection table

## Gearbox with mounting flange

$M_2 \text{ perm} \leq 11344 \text{ Nm}$					GFL14-2N □□□								
Gearbox	Mounting flange size Motor frame size Flange diameter				i	50 Hz			60 Hz			50 Hz	60 Hz
						P <sub>1 perm</sub>	M <sub>2 perm</sub>	n <sub>2</sub>	P <sub>1 perm</sub>	M <sub>2 perm</sub>	n <sub>2</sub>		
						[kW]	[Nm]	[rpm]	[kW]	[Nm]	[rpm]		
						<b>n<sub>1</sub> = 2800 rpm</b>			<b>n<sub>1</sub> = 3360 rpm</b>				
GFL14 - 2N □□□ □G					32.344	32.47	3475	87				C, D	
1G	2G	2G	3G	5G	36.444	32.47	3915	77				C, D	
132	100	112	132	213/215TC	39.642	32.47	4259	71				C, D	
300	250	250	250	Nema	44.667	32.47	4799	63				C, D	
					52.067	26.80	4618	54				C, D	
					58.667	26.80	5203	48				C, D	
					63.190	22.39	4683	44				C, D	
					71.200	24.27	5718	39				C, D	
					79.875	19.48	5148	35				C, D	
					90.000	19.48	5801	31				C, D	
						<b>n<sub>1</sub> = 1400 rpm</b>			<b>n<sub>1</sub> = 1680 rpm</b>				
GFL14 - 2N □□□ □G					32.344	17.59	3766	43	21.11	3766	52	C, D	
1G	2G	2G	3G	5G	36.444	17.59	4243	38	21.11	4243	46	C, D	
132	100	112	132	213/215TC	39.642	17.59	4615	35	21.11	4615	42	C, D	
300	250	250	250	Nema	44.667	17.59	5200	31	21.11	5200	38	C, D	
					52.067	14.52	5005	27	17.43	5005	32	C, D	
					58.667	14.52	5639	24	17.43	5639	29	C, D	
					63.190	12.13	5075	22	14.56	5075	27	C, D	
					71.200	12.13	5718	20	14.56	5718	24	C, D	
					79.875	9.74	5148	18	11.69	5148	21	C, D	
					90.000	9.74	5801	16	11.69	5801	19	C, D	
GFL14 - 2N □□□ □H					8.800	49.48	2882	159	57.17	2775	191	C, D	
1H	2H	3H	5H	6H	9.571	49.48	3134	146	57.17	3018	176	C, D	
160	180	132	254/256TC	284/286TC	14.200	49.48	4650	99	57.17	4477	118	C, D	
350	350	300	Nema	Nema	15.620	49.48	5115	90	57.17	4925	108	C, D	
					17.600	49.48	5763	80	57.17	5549	96	C, D	
					19.948	49.48	6532	70	57.17	6290	84	C, D	
					22.476	49.48	7360	62	57.17	7087	75	C, D	
					24.456	46.75	7567	57	56.10	7567	69	C, D	
					27.556	46.75	8526	51	56.10	8526	61	C, D	
					32.344	37.54	8037	43	45.05	8037	52	C, D	
					36.444	37.54	9056	38	45.05	9056	46	C, D	
					39.642	32.09	8419	35	38.51	8419	42	C, D	
					44.667	32.09	9486	31	38.51	9486	38	C, D	
					52.067	25.33	8729	27	30.40	8729	32	C, D	
					58.667	25.33	9836	24	30.40	9836	29	C, D	
					63.190	21.27	8896	22	25.53	8896	27	C, D	
					71.200	21.27	10024	20	25.53	10024	24	C, D	
GFL14 - 2N □□□ □K					7.150	57.72	2731	196	66.70	2630	235	C, D	
1K	2K				7.777	57.72	2971	180	66.70	2861	216	C, D	
200	225				8.800	57.72	3362	159	66.70	3237	191	C, D	
400	450				9.571	57.72	3657	146	66.70	3521	176	C, D	
					11.537	57.72	4408	121	66.70	4244	146	C, D	
					13.000	57.72	4966	108	66.70	4782	129	C, D	
					14.200	57.72	5425	99	66.70	5224	118	C, D	
					15.620	57.72	5967	90	66.70	5746	108	C, D	
					17.600	57.72	6724	80	66.70	6474	96	C, D	
					19.948	57.72	7621	70	66.70	7338	84	C, D	
					22.476	57.72	8586	62	66.70	8268	75	C, D	
					24.456	57.72	9343	57	69.27	9343	69	C, D	
					27.556	57.47	10480	51	68.96	10480	61	C, D	
					32.344	47.97	10268	43	57.56	10268	52	C, D	
					36.444	47.03	11344	38	56.44	11344	46	C, D	

For dimensions, see page 4-92 onwards.



# Shaft-mounted helical gearbox selection table

## Gearbox with mounting flange



$M_2 \text{ perm} \leq 11344 \text{ Nm}$					GFL14-2N □□□							
					50 Hz			60 Hz			50 Hz	60 Hz
Gearbox	Mounting flange size Motor frame size Flange diameter				i	P <sub>1 perm</sub>	M <sub>2 perm</sub>	n <sub>2</sub>	P <sub>1 perm</sub>	M <sub>2 perm</sub>	n <sub>2</sub>	Consultation required for mounting position
						[kW]	[Nm]	[rpm]	[kW]	[Nm]	[rpm]	
					<b>n<sub>1</sub> = 700 rpm</b>			<b>n<sub>1</sub> = 840 rpm</b>				
GFL14 - 2N □□□ □G					32.344	10.78	4616	22	12.94	4616	26	
1G	2G	2G	3G	5G	36.444	10.78	5201	19	12.94	5201	23	
132	100	112	132	213/215TC	39.642	9.26	4858	18	11.11	4858	21	
300	250	250	250	Nema	44.667	9.26	5473	16	11.11	5473	19	
					52.067	7.26	5005	13	8.71	5005	16	
					58.667	7.26	5639	12	8.71	5639	14	
					63.190	6.07	5075	11	7.28	5075	13	
					71.200	6.07	5718	9.8	7.28	5718	12	
					79.875	4.87	5148	8.8	5.84	5148	11	
					90.000	4.87	5801	7.8	5.84	5801	9.3	
					<b>n<sub>1</sub> = 700 rpm</b>			<b>n<sub>1</sub> = 840 rpm</b>				
GFL14 - 2N □□□ □H					8.800	32.98	3842	80	39.58	3842	96	
1H	2H	3H	5H	6H	9.571	32.98	4179	73	39.58	4179	88	
160	180	132	254/256TC	284/286TC	14.200	32.98	6200	49	39.58	6200	59	
350	350	300	Nema	Nema	15.620	31.86	6588	45	38.24	6588	54	
					17.600	31.86	7423	40	38.24	7423	48	
					19.948	27.05	7143	35	32.47	7143	42	
					22.476	27.05	8049	31	32.47	8049	37	
					24.456	23.37	7567	29	28.05	7567	34	
					27.556	23.37	8526	25	28.05	8526	31	
					32.344	18.77	8037	22	22.53	8037	26	
					36.444	18.77	9056	19	22.53	9056	23	
					39.642	16.05	8419	18	19.25	8419	21	
					44.667	16.05	9486	16	19.25	9486	19	
					52.067	12.67	8729	13	15.20	8729	16	
					58.667	12.67	9836	12	15.20	9836	14	
					63.190	10.64	8896	11	12.76	8896	13	
					71.200	10.64	10024	9.8	12.76	10024	12	
					<b>n<sub>1</sub> = 700 rpm</b>			<b>n<sub>1</sub> = 840 rpm</b>				
GFL14 - 2N □□□ □K					7.150	38.48	3642	98	46.18	3642	118	
1K	2K				7.777	38.48	3961	90	46.18	3961	108	
200	225				8.800	38.48	4482	80	46.18	4482	96	
400	450				9.571	38.48	4875	73	46.18	4875	88	
					11.537	38.48	5877	61	46.18	5877	73	
					13.000	38.48	6622	54	46.18	6622	65	
					14.200	38.48	7233	49	46.18	7233	59	
					15.620	38.48	7956	45	46.18	7956	54	
					17.600	38.48	8965	40	46.18	8965	48	
					19.948	34.66	9152	35	41.60	9152	42	
					22.476	33.26	9896	31	39.92	9896	37	
					24.456	29.91	9681	29	35.89	9681	34	
					27.556	28.73	10480	25	34.48	10480	31	
					32.344	23.98	10268	22	28.78	10268	26	
					36.444	23.52	11344	19	28.22	11344	23	

For dimensions, see page 4-92 onwards.

# Shaft-mounted helical gearbox selection table

## Gearbox with mounting flange

$M_2 \text{ perm} \leq 11150 \text{ Nm}$				GFL14-3N □□□								
Gearbox	Mounting flange size Motor frame size Flange diameter			i	50 Hz			60 Hz			50 Hz	60 Hz
					P <sub>1 perm</sub>	M <sub>2 perm</sub>	n <sub>2</sub>	P <sub>1 perm</sub>	M <sub>2 perm</sub>	n <sub>2</sub>		
					[kW]	[Nm]	[rpm]	[kW]	[Nm]	[rpm]		
					<b>n<sub>1</sub> = 1400 rpm</b>			<b>n<sub>1</sub> = 1680 rpm</b>				
GFL14 - 3N □□□ □D				202.074	2.31	3042	6.9	2.77	3042	8.3		
1D	2D	5D		352.811	2.31	5310	4.0	2.77	5310	4.8		
90	80	143/145TC		397.533	2.31	5984	3.5	2.77	5984	4.2		
160	160	Nema		430.222	2.31	6476	3.3	2.77	6476	3.9		
				522.133	2.31	7859	2.7	2.77	7859	3.2		
				562.391	2.31	8465	2.5	2.77	8465	3.0		
				633.680	2.31	9538	2.2	2.77	9538	2.7		
				710.887	1.93	8961	2.0	2.32	8961	2.4		
				801.000	1.88	9811	1.8	2.25	9811	2.1		
GFL14 - 3N □□□ □E				68.708	6.60	2955	20	7.92	2955	25		
1E	1E	2E	3E	77.418	6.60	3329	18	7.92	3329	22		
100	112	90	80	104.889	6.60	4511	13	7.92	4511	16		
160	160	160	160	114.126	6.60	4908	12	7.92	4908	15		
				128.593	6.60	5530	11	7.92	5530	13		
				156.148	6.06	6166	9.0	7.27	6166	11		
				170.074	6.60	7314	8.2	7.92	7314	9.9		
				202.074	4.86	6408	6.9	5.84	6408	8.3		
				224.636	5.97	8739	6.2	7.16	8739	7.5		
				253.111	5.97	9846	5.5	7.16	9846	6.6		
				273.778	5.46	9753	5.1	6.56	9753	6.1		
				332.444	4.87	10550	4.2	5.84	10550	5.1		
				352.811	4.06	9343	4.0	4.87	9343	4.8		
				397.533	4.06	10527	3.5	4.87	10527	4.2		
				430.222	3.77	10560	3.3	4.52	10560	3.9		
				522.133	3.10	10560	2.7	3.72	10560	3.2		
				562.391	2.46	9036	2.5	2.96	9036	3.0		
				633.680	2.37	9811	2.2	2.85	9811	2.7		
				710.887	1.95	9036	2.0	2.34	9036	2.4		
				801.000	1.88	9811	1.8	2.25	9811	2.1		
GFL14 - 3N □□□ □F				64.296	6.60	2765	22	7.92	2765	26		C, D
1F	1F	2F	3F	68.708	6.60	2955	20	7.92	2955	25		C, D
100	112	90	90	77.418	6.60	3329	18	7.92	3329	22		C, D
160	160	160	200	85.037	6.60	3657	17	7.92	3657	20		C, D
				104.889	6.60	4511	13	7.92	4511	16		C, D
				114.126	6.60	4908	12	7.92	4908	15		C, D
				128.593	6.60	5530	11	7.92	5530	13		C, D
				136.889	6.60	5887	10	7.92	5887	12		C, D
				156.148	6.42	6539	9.0	7.71	6539	11		C, D
				170.074	6.60	7314	8.2	7.92	7314	9.9		C, D
				202.074	5.16	6792	6.9	6.19	6792	8.3		C, D
				224.636	5.97	8739	6.2	7.16	8739	7.5		C, D
				253.111	5.97	9846	5.5	7.16	9846	6.6		C, D
				273.778	5.46	9753	5.1	6.56	9753	6.1		C, D
				332.444	4.87	10550	4.2	5.84	10550	5.1		C, D
				352.811	4.30	9896	4.0	5.16	9896	4.8		C, D
				397.533	4.30	11150	3.5	5.16	11150	4.2		C, D
				430.222	3.77	10560	3.3	4.52	10560	3.9		C, D
				522.133	3.10	10560	2.7	3.72	10560	3.2		C, D
				562.391	2.46	9036	2.5	2.96	9036	3.0		C, D
				633.680	2.37	9811	2.2	2.85	9811	2.7		C, D
GFL14 - 3N □□□ □G				64.296	13.38	5609	22	16.06	5609	26		C, D
1G	2G	2G	3G	68.708	12.09	5416	20	14.51	5416	25		C, D
132	100	112	132	77.418	12.09	6102	18	14.51	6102	22		C, D
300	250	250	250	85.037	11.32	6276	17	13.59	6276	20		C, D
				104.889	10.07	6888	13	12.09	6888	16		C, D
				114.126	9.03	6719	12	10.84	6719	15		C, D
				128.593	9.03	7571	11	10.84	7571	13		C, D
				136.889	8.25	7359	10	9.90	7359	12		C, D
				156.148	8.08	8227	9.0	9.70	8227	11		C, D
				170.074	7.58	8408	8.2	9.10	8408	9.9		C, D

For dimensions, see page 4-92 onwards.

# Shaft-mounted helical gearbox selection table

## Gearbox with mounting flange



$M_2 \text{ perm} \leq 11150 \text{ Nm}$					GFL14-3N □□□								
Gearbox	Mounting flange size Motor frame size Flange diameter				i	50 Hz			60 Hz			50 Hz	60 Hz
						$P_1 \text{ perm}$	$M_2 \text{ perm}$	$n_2$	$P_1 \text{ perm}$	$M_2 \text{ perm}$	$n_2$		
					$n_1 = 1400 \text{ rpm}$			$n_1 = 1680 \text{ rpm}$					
					[kW]	[Nm]	[rpm]	[kW]	[Nm]	[rpm]			
GFL14 - 3N □□□ □G	1G 2G 2G 3G 5G				224.636	5.97	8739	6.2	7.16	8739	7.5	C, D	
	132 100 112 132 213/215TC				253.111	5.97	9846	5.5	7.16	9846	6.6		
	300 250 250 250 Nema				273.778	5.46	9753	5.1	6.56	9753	6.1		
					332.444	4.87	10550	4.2	5.84	10550	5.1		
GFL14 - 3N □□□ □H	1H 2H 3H 5H 6H				64.296	13.38	5609	22	16.06	5609	26	C, D	
	160 180 132 254/256TC 284/286TC				68.708	12.09	5416	20	14.51	5416	25		
	350 350 300 Nema Nema				77.418	12.09	6102	18	14.51	6102	22		
					85.037	11.32	6276	17	13.59	6276	20		
					136.889	8.25	7359	10	9.90	7359	12	C, D	
GFL14 - 3N □□□ □D	1D 2D 5D				202.074	$n_1 = 700 \text{ rpm}$			$n_1 = 840 \text{ rpm}$				
	90 80 143/145TC				352.811	1.44	3802	3.5	1.73	3802	4.2		
	160 160 Nema				397.533	1.21	5546	2.0	1.45	5546	2.4		
					430.222	1.21	6250	1.8	1.45	6250	2.1		
					522.133	1.44	8096	1.6	1.73	8096	2.0		
					562.391	1.21	8208	1.3	1.45	8208	1.6		
					633.680	1.21	8841	1.2	1.45	8841	1.5		
					710.887	1.19	9811	1.1	1.42	9811	1.3		
GFL14 - 3N □□□ □E	1E 1E 2E 3E 4E 5E				68.708	4.40	3940	10	5.28	3940	12		
	100 112 90 80 90 182/184TC				77.418	4.40	4439	9.0	5.28	4439	11		
	160 160 160 160 200 Nema				104.889	3.53	4827	6.7	4.24	4827	8.0		
					114.126	3.53	5252	6.1	4.24	5252	7.4		
					128.593	3.53	5917	5.4	4.24	5917	6.5		
					156.148	3.03	6166	4.5	3.63	6166	5.4		
					170.074	3.53	7826	4.1	4.24	7826	4.9		
					202.074	2.43	6408	3.5	2.92	6408	4.2		
					224.636	2.98	8739	3.1	3.58	8739	3.7		
					253.111	2.98	9846	2.8	3.58	9846	3.3		
					273.778	2.73	9753	2.6	3.28	9753	3.1		
					332.444	2.43	10550	2.1	2.92	10550	2.5		
					352.811	2.03	9343	2.0	2.44	9343	2.4		
					397.533	2.03	10527	1.8	2.44	10527	2.1		
					430.222	1.88	10560	1.6	2.26	10560	2.0		
					522.133	1.55	10560	1.3	1.86	10560	1.6		
				562.391	1.23	9036	1.2	1.48	9036	1.5			
				633.680	1.19	9811	1.1	1.42	9811	1.3			
				710.887	0.97	9036	1.0	1.17	9036	1.2			
				801.000	0.94	9811	0.9	1.13	9811	1.1			
GFL14 - 3N □□□ □F	1F 1F 2F 3F				64.296	4.40	3687	11	5.28	3687	13		
	100 112 90 90				68.708	4.40	3940	10	5.28	3940	12		
	160 160 160 200				77.418	4.40	4439	9.0	5.28	4439	11		
					85.037	4.40	4876	8.2	5.28	4876	9.9		
					104.889	3.75	5123	6.7	4.50	5123	8.0		
					114.126	3.75	5574	6.1	4.50	5574	7.4		
					128.593	3.75	6281	5.4	4.50	6281	6.5		
					136.889	4.12	7359	5.1	4.95	7359	6.1		
					156.148	3.21	6539	4.5	3.85	6539	5.4		
					170.074	3.75	8307	4.1	4.50	8307	4.9		
					202.074	2.58	6792	3.5	3.09	6792	4.2		
					224.636	2.98	8739	3.1	3.58	8739	3.7		
					253.111	2.98	9846	2.8	3.58	9846	3.3		
					273.778	2.73	9753	2.6	3.28	9753	3.1		
					332.444	2.43	10550	2.1	2.92	10550	2.5		
					352.811	2.15	9896	2.0	2.58	9896	2.4		
					397.533	2.15	11150	1.8	2.58	11150	2.1		
					430.222	1.88	10560	1.6	2.26	10560	2.0		
					522.133	1.55	10560	1.3	1.86	10560	1.6		
					562.391	1.23	9036	1.2	1.48	9036	1.5		
					633.680	1.19	9811	1.1	1.42	9811	1.3		

For dimensions, see page 4-92 onwards.

# Shaft-mounted helical gearbox selection table

## Gearbox with mounting flange

$M_2 \text{ perm} \leq 11150 \text{ Nm}$					GFL14-3N □□□								
Gearbox	Mounting flange size Motor frame size Flange diameter				i	50 Hz			60 Hz			50 Hz	60 Hz
						$P_1 \text{ perm}$	$M_2 \text{ perm}$	$n_2$	$P_1 \text{ perm}$	$M_2 \text{ perm}$	$n_2$	Consultation required for mounting position	
						[kW]	[Nm]	[rpm]	[kW]	[Nm]	[rpm]		
						<b><math>n_1 = 700 \text{ rpm}</math></b>			<b><math>n_1 = 840 \text{ rpm}</math></b>				
GFL14 - 3N □□□ □G					64.296	6.69	5609	11	8.03	5609	13		
1G	2G	2G	3G	5G	68.708	6.05	5416	10	7.25	5416	12		
132	100	112	132	213/215TC	77.418	6.05	6102	9.0	7.25	6102	11		
300	250	250	250	Nema	85.037	5.66	6276	8.2	6.79	6276	9.9		
					104.889	5.04	6888	6.7	6.04	6888	8.0		
					114.126	4.52	6719	6.1	5.42	6719	7.4		
					128.593	4.52	7571	5.4	5.42	7571	6.5		
					136.889	4.12	7359	5.1	4.95	7359	6.1		
					156.148	4.04	8227	4.5	4.85	8227	5.4		
					170.074	3.79	8408	4.1	4.55	8408	4.9		
					224.636	2.98	8739	3.1	3.58	8739	3.7		
					253.111	2.98	9846	2.8	3.58	9846	3.3		
					273.778	2.73	9753	2.6	3.28	9753	3.1		
					332.444	2.43	10550	2.1	2.92	10550	2.5		
						<b><math>n_1 = 700 \text{ rpm}</math></b>			<b><math>n_1 = 840 \text{ rpm}</math></b>				
GFL14 - 3N □□□ □H					64.296	6.69	5609	11	8.03	5609	13		
1H	2H	3H	5H	6H	68.708	6.05	5416	10	7.25	5416	12		
160	180	132	254/256TC	284/286TC	77.418	6.05	6102	9.0	7.25	6102	11		
350	350	300	Nema	Nema	85.037	5.66	6276	8.2	6.79	6276	9.9		
					136.889	4.12	7359	5.1	4.95	7359	6.1		

For dimensions, see page 4-92 onwards.



# Shaft-mounted helical gearbox selection table

## Gearbox with free input shaft

$M_2 \text{ perm} \leq 190 \text{ Nm}$		GFL04-2W □□□							
Gearbox with free input shaft	i	50 Hz			60 Hz			50 Hz	60 Hz
		$P_{1 \text{ perm}}$	$M_2 \text{ perm}$	$n_2$	$P_{1 \text{ perm}}$	$M_2 \text{ perm}$	$n_2$	Consultation required for mounting position	
		[kW]	[Nm]	[rpm]	[kW]	[Nm]	[rpm]		
		<b><math>n_1 = 2800 \text{ rpm}</math></b>			<b><math>n_1 = 3360 \text{ rpm}</math></b>				
GFL04 - 2W □□□ 1A	7.025	1.03	24	399	1.03	20	478		C, D
	16.087	1.03	55	174	1.03	46	209		C, D
	17.920	1.03	61	156	1.03	51	188		C, D
	20.519	0.96	65	137	0.96	54	164		C, D
	22.857	0.96	72	123	0.96	60	147		C, D
	31.600	1.05	110	89	1.05	92	106		C, D
	35.200	1.05	122	80	1.05	102	96		C, D
	40.697	0.88	118	69	0.88	99	83		C, D
	45.333	0.88	132	62	0.88	110	74		C, D
	51.579	0.77	131	54	0.77	109	65		C, D
	57.455	0.74	141	49	0.74	118	59		C, D
	64.636	0.62	133	43	0.62	111	52		C, D
	72.000	0.60	144	39	0.60	120	47		C, D
	85.156	0.30	84	33	0.30	70	40		C, D
	94.857	0.30	95	30	0.30	79	35		C, D
	GFL04 - 2W □□□ 1B	3.659	2.36	29	765	2.36	24	918	
5.018		2.36	39	558	2.36	33	670		C, D
5.833		2.36	46	480	2.36	38	576		C, D
6.422		2.71	58	436	2.71	48	523		C, D
7.025		2.68	62	399	2.68	52	478		C, D
8.379		2.36	65	334	2.36	55	401		C, D
9.333		2.36	73	300	2.36	61	360		C, D
10.238		2.71	92	274	2.71	77	328		C, D
11.491		2.36	90	244	2.36	75	292		C, D
12.800		2.36	100	219	2.36	83	263		C, D
14.706		2.71	132	190	2.71	110	229		C, D
16.087		2.68	143	174	2.68	119	209		C, D
17.920		2.29	136	156	2.29	113	188		C, D
20.519		2.19	149	137	2.19	124	164		C, D
22.857		1.79	136	123	1.79	113	147		C, D
25.136		1.79	149	111	1.79	124	134		C, D
28.000		1.47	136	100	1.47	114	120		C, D
31.600		1.44	150	89	1.44	125	106		C, D
35.200		1.19	138	80	1.19	115	96		C, D
40.697		1.13	152	69	1.13	127	83		C, D
45.333		0.93	140	62	0.93	116	74		C, D
51.579		0.90	154	54	0.90	129	65		C, D
57.455		0.74	141	49	0.74	118	59		C, D
64.636		0.62	133	43	0.62	111	52		C, D
72.000	0.60	144	39	0.60	120	47		C, D	
GFL04 - 2W □□□ 1C	3.659	3.88	47	765	3.88	39	918		C, D
	5.018	3.88	64	558	3.88	54	670		C, D
	5.833	3.88	75	480	3.88	62	576		C, D
	6.422	3.27	69	436	3.27	58	523		C, D
	7.025	3.12	73	399	3.12	60	478		C, D
	8.379	3.88	108	334	3.88	90	401		C, D
	9.333	3.88	120	300	3.88	100	360		C, D
	10.238	3.27	111	274	3.27	92	328		C, D
	11.491	3.87	147	244	3.87	123	292		C, D
	12.800	3.18	135	219	3.18	112	263		C, D
	14.706	3.04	148	190	3.04	123	229		C, D
	16.087	2.78	148	174	2.78	123	209		C, D
	17.920	2.29	136	156	2.29	113	188		C, D
	20.519	2.19	149	137	2.19	124	164		C, D
	22.857	1.79	136	123	1.79	113	147		C, D
	25.136	1.79	149	111	1.79	124	134		C, D
	28.000	1.47	136	100	1.47	114	120		C, D
	31.600	1.44	150	89	1.44	125	106		C, D
	35.200	1.19	138	80	1.19	115	96		C, D
	40.697	1.13	152	69	1.13	127	83		C, D
	45.333	0.93	140	62	0.93	116	74		C, D

For dimensions. see page 4-110 onwards.

# Shaft-mounted helical gearbox selection table

## Gearbox with free input shaft



$M_2 \text{ perm} \leq 190 \text{ Nm}$		GFL04-2W □□□							
Gearbox with free input shaft	i	50 Hz			60 Hz			50 Hz	60 Hz
		$P_1 \text{ perm}$	$M_2 \text{ perm}$	$n_2$	$P_1 \text{ perm}$	$M_2 \text{ perm}$	$n_2$	Consultation required for mounting position	
		[kW]	[Nm]	[rpm]	[kW]	[Nm]	[rpm]		
		<b><math>n_1 = 1400 \text{ rpm}</math></b>			<b><math>n_1 = 1680 \text{ rpm}</math></b>				
GFL04 - 2W □□□ 1A	7.025	0.63	30	199	0.73	28	239		
	16.087	0.63	68	87	0.73	65	104		
	17.920	0.63	75	78	0.73	73	94		
	20.519	0.59	80	68	0.68	77	82		
	22.857	0.59	89	61	0.68	86	74		
	31.600	0.65	135	44	0.75	130	53		
	35.200	0.65	151	40	0.75	145	48		
	40.697	0.54	146	34	0.63	140	41		
	45.333	0.54	162	31	0.63	156	37		
	51.579	0.47	162	27	0.55	156	33		
	57.455	0.46	174	24	0.53	168	29		
	64.636	0.38	164	22	0.44	158	26		
	72.000	0.37	177	19	0.43	170	23		
	85.156	0.18	103	16	0.21	99	20		
94.857	0.19	116	15	0.21	112	18			
GFL04 - 2W □□□ 1B	3.659	1.45	35	383	1.68	34	459		
	5.018	1.45	48	279	1.68	46	335		
	5.833	1.45	56	240	1.68	54	288		
	6.422	1.67	71	218	1.93	68	262		
	7.025	1.65	77	199	1.91	74	239		
	8.379	1.45	81	167	1.68	78	201		
	9.333	1.45	90	150	1.68	86	180		
	10.238	1.67	113	137	1.93	109	164		
	11.491	1.45	110	122	1.68	106	146		
	12.800	1.45	123	109	1.68	118	131		
	14.706	1.67	162	95	1.93	156	114		
	16.087	1.65	176	87	1.91	169	104		
	17.920	1.41	167	78	1.63	161	94		
	20.519	1.35	183	68	1.56	176	82		
	22.857	1.10	167	61	1.28	161	74		
	25.136	1.10	183	56	1.27	176	67		
	28.000	0.91	168	50	1.05	162	60		
	31.600	0.88	185	44	1.02	178	53		
	35.200	0.73	170	40	0.84	164	48		
	40.697	0.69	187	34	0.80	180	41		
45.333	0.57	172	31	0.66	166	37			
GFL04 - 2W □□□ 1C	3.659	2.39	58	383	2.76	56	459		
	5.018	2.39	79	279	2.76	76	335		
	5.833	2.39	92	240	2.76	89	288		
	6.422	2.01	86	218	2.33	82	262		
	7.025	1.92	89	199	2.22	86	239		
	8.379	2.39	133	167	2.76	128	201		
	9.333	2.39	148	150	2.76	142	180		
	10.238	2.01	136	137	2.33	131	164		
	11.491	2.38	181	122	2.75	174	146		
	12.800	1.96	166	109	2.26	160	131		
	14.706	1.87	182	95	2.16	175	114		
	16.087	1.71	182	87	1.98	175	104		
	17.920	1.41	167	78	1.63	161	94		
	20.519	1.35	183	68	1.56	176	82		
	22.857	1.10	167	61	1.28	161	74		
	25.136	1.10	183	56	1.27	176	67		
	28.000	0.91	168	50	1.05	162	60		
	31.600	0.88	185	44	1.02	178	53		
	35.200	0.73	170	40	0.84	164	48		
	40.697	0.69	187	34	0.80	180	41		
45.333	0.57	172	31	0.66	166	37			

For dimensions, see page 4-110 onwards.

# Shaft-mounted helical gearbox selection table

## Gearbox with free input shaft

$M_2 \text{ perm} \leq 190 \text{ Nm}$		GFL04-2W □□□							
Gearbox with free input shaft	i	50 Hz			60 Hz			50 Hz	60 Hz
		$P_{1 \text{ perm}}$	$M_2 \text{ perm}$	$n_2$	$P_{1 \text{ perm}}$	$M_2 \text{ perm}$	$n_2$	Consultation required for mounting position	
		[kW]	[Nm]	[rpm]	[kW]	[Nm]	[rpm]		
		<b><math>n_1 = 700 \text{ rpm}</math></b>			<b><math>n_1 = 840 \text{ rpm}</math></b>				
GFL04 - 2W □□□ 1A	7.025	0.32	30	100	0.38	30	120		
	16.087	0.32	68	44	0.38	68	52		
	17.920	0.32	75	39	0.38	75	47		
	20.519	0.30	80	34	0.35	80	41		
	22.857	0.30	89	31	0.35	89	37		
	31.600	0.32	135	22	0.39	135	27		
	35.200	0.32	151	20	0.39	151	24		
	40.697	0.27	146	17	0.32	146	21		
	45.333	0.27	162	15	0.32	162	19		
	51.579	0.24	162	14	0.28	162	16		
	57.455	0.23	174	12	0.27	174	15		
	64.636	0.19	164	11	0.23	164	13		
	72.000	0.19	177	9.7	0.22	177	12		
	85.156	0.09	103	8.2	0.11	103	9.9		
	94.857	0.09	116	7.4	0.11	116	8.9		
GFL04 - 2W □□□ 1B	3.659	0.73	35	191	0.87	35	230		
	5.018	0.73	48	140	0.87	48	167		
	5.833	0.73	56	120	0.87	56	144		
	6.422	0.83	71	109	1.00	71	131		
	7.025	0.82	77	100	0.99	77	120		
	8.379	0.73	81	84	0.87	81	100		
	9.333	0.73	90	75	0.87	90	90		
	10.238	0.83	113	68	1.00	113	82		
	11.491	0.73	110	61	0.87	110	73		
	12.800	0.73	123	55	0.87	123	66		
	14.706	0.83	162	48	1.00	162	57		
	16.087	0.82	176	44	0.99	176	52		
	17.920	0.70	167	39	0.84	167	47		
	20.519	0.67	183	34	0.81	183	41		
	22.857	0.55	167	31	0.66	167	37		
	25.136	0.55	183	28	0.66	183	33		
	28.000	0.45	168	25	0.54	168	30		
	31.600	0.44	185	22	0.53	185	27		
	35.200	0.36	170	20	0.44	170	24		
	40.697	0.35	187	17	0.42	187	21		
45.333	0.29	172	15	0.34	172	19			
GFL04 - 2W □□□ 1C	3.659	1.20	58	191	1.43	58	230		
	5.018	1.20	79	140	1.43	79	167		
	5.833	1.20	92	120	1.43	92	144		
	6.422	1.01	86	109	1.21	86	131		
	7.025	0.96	89	100	1.15	89	120		
	8.379	1.20	133	84	1.43	133	100		
	9.333	1.20	148	75	1.43	148	90		
	10.238	1.01	136	68	1.21	136	82		
	11.491	1.19	181	61	1.43	181	73		
	12.800	0.98	166	55	1.18	166	66		
	14.706	0.93	182	48	1.12	182	57		
	16.087	0.85	182	44	1.03	182	52		
	17.920	0.70	167	39	0.84	167	47		
	20.519	0.67	183	34	0.81	183	41		
	22.857	0.55	167	31	0.66	167	37		
	25.136	0.55	183	28	0.66	183	33		
	28.000	0.45	168	25	0.54	168	30		
	31.600	0.44	185	22	0.53	185	27		
	35.200	0.36	170	20	0.44	170	24		
	40.697	0.35	187	17	0.42	187	21		
45.333	0.29	172	15	0.34	172	19			

For dimensions, see page 4-110 onwards.



# Shaft-mounted helical gearbox selection table

## Gearbox with free input shaft



$M_2 \text{ perm} \leq 345 \text{ Nm}$		GFL05-2W □□□							
Gearbox with free input shaft	i	50 Hz			60 Hz			50 Hz	60 Hz
		$P_1 \text{ perm}$	$M_2 \text{ perm}$	$n_2$	$P_1 \text{ perm}$	$M_2 \text{ perm}$	$n_2$	Consultation required for mounting position	
		[kW]	[Nm]	[rpm]	[kW]	[Nm]	[rpm]		
		<b><math>n_1 = 2800 \text{ rpm}</math></b>			<b><math>n_1 = 3360 \text{ rpm}</math></b>				
GFL05 - 2W □□□ 1B	6.400	2.36	50	438	2.36	42	525		C, D
	15.904	2.36	124	176	2.36	103	211		C, D
	17.920	2.36	140	156	2.36	117	188		C, D
	20.286	2.31	155	138	2.31	129	166		C, D
	22.857	2.31	175	123	2.31	146	147		C, D
	32.344	1.61	172	87	1.61	144	104		C, D
	36.444	1.61	194	77	1.61	162	92		C, D
	40.233	1.35	180	70	1.35	150	84		C, D
	45.333	1.35	203	62	1.35	169	74		C, D
	52.067	1.09	187	54	1.09	156	65		C, D
	58.667	1.09	211	48	1.09	176	57		C, D
	63.190	0.91	190	44	0.91	158	53		C, D
	71.200	0.91	214	39	0.91	178	47		C, D
	80.763	0.66	177	35	0.66	147	42		C, D
	91.000	0.64	192	31	0.64	160	37		C, D
	GFL05 - 2W □□□ 1C	6.400	3.86	82	438	3.86	68	525	
9.010		4.04	120	311	4.04	100	373		C, D
9.946		4.04	133	282	4.04	111	338		C, D
14.538		4.04	194	193	4.04	162	231		C, D
15.904		3.86	203	176	3.86	169	211		C, D
17.920		3.86	229	156	3.86	191	188		C, D
20.286		3.26	219	138	3.26	182	166		C, D
22.857		3.26	246	123	3.26	205	147		C, D
24.850		2.80	230	113	2.80	192	135		C, D
28.000		2.75	255	100	2.75	213	120		C, D
32.344		2.25	241	87	2.25	200	104		C, D
36.444		2.13	257	77	2.13	214	92		C, D
40.233		1.88	250	70	1.88	208	84		C, D
45.333		1.73	259	62	1.73	216	74		C, D
52.067		1.46	251	54	1.46	209	65		C, D
58.667		1.35	262	48	1.35	218	57		C, D
63.190	1.10	229	44	1.10	191	53		C, D	
71.200	1.05	248	39	1.05	207	47		C, D	
GFL05 - 2W □□□ 1D	3.333	7.41	82	840	7.41	68	1008		C, D
	4.571	7.41	112	613	7.41	93	735		C, D
	5.133	7.41	126	546	7.41	105	655		C, D
	5.667	7.41	139	494	7.41	116	593		C, D
	6.400	6.01	127	438	6.01	106	525		C, D
	7.040	7.41	173	398	7.41	144	477		C, D
	7.771	7.41	191	360	7.41	159	432		C, D
	9.010	6.28	187	311	6.28	156	373		C, D
	9.946	6.28	207	282	6.28	172	338		C, D
	11.360	6.01	226	247	6.01	188	296		C, D
	12.800	5.46	231	219	5.46	193	263		C, D
	14.538	5.09	245	193	5.09	204	231		C, D
	15.904	4.78	252	176	4.78	210	211		C, D
	17.920	4.27	253	156	4.27	211	188		C, D
	20.286	4.03	270	138	4.03	225	166		C, D
	22.857	3.36	254	123	3.36	212	147		C, D
	24.850	3.40	279	113	3.40	233	135		C, D
	28.000	2.75	255	100	2.75	213	120		C, D
	32.344	2.62	280	87	2.62	233	104		C, D
	36.444	2.13	257	77	2.13	214	92		C, D
	40.233	2.10	280	70	2.10	233	84		C, D
	45.333	1.73	259	62	1.73	216	74		C, D

For dimensions. see page 4-110 onwards.

# Shaft-mounted helical gearbox selection table

## Gearbox with free input shaft

$M_{2 \text{ perm}} \leq 345 \text{ Nm}$		GFL05-2W □□□							
Gearbox with free input shaft	i	50 Hz			60 Hz			50 Hz	60 Hz
		$P_{1 \text{ perm}}$	$M_{2 \text{ perm}}$	$n_2$	$P_{1 \text{ perm}}$	$M_{2 \text{ perm}}$	$n_2$	Consultation required for mounting position	
		[kW]	[Nm]	[rpm]	[kW]	[Nm]	[rpm]		
		<b><math>n_1 = 1400 \text{ rpm}</math></b>			<b><math>n_1 = 1680 \text{ rpm}</math></b>				
GFL05 - 2W □□□ 1B	6.400	1.45	62	219	1.68	59	263		
	15.904	1.45	153	88	1.68	147	106		
	17.920	1.45	172	78	1.68	166	94		
	20.286	1.42	191	69	1.64	184	83		
	22.857	1.42	215	61	1.64	207	74		
	32.344	0.99	212	43	1.14	204	52		
	36.444	0.99	239	38	1.14	230	46		
	40.233	0.83	221	35	0.96	213	42		
	45.333	0.83	249	31	0.96	240	37		
	52.067	0.67	231	27	0.77	222	32		
	58.667	0.67	260	24	0.77	250	29		
	63.190	0.56	234	22	0.65	225	27		
	71.200	0.56	264	20	0.65	254	24		
	80.763	0.41	217	17	0.47	209	21		
91.000	0.39	236	15	0.45	228	19			
GFL05 - 2W □□□ 1C	6.400	2.38	101	219	2.75	97	263		
	9.010	2.49	148	155	2.87	143	187		
	9.946	2.49	164	141	2.87	158	169		
	14.538	2.49	239	96	2.87	230	116		
	15.904	2.38	250	88	2.75	241	106		
	17.920	2.38	282	78	2.75	271	94		
	20.286	2.01	269	69	2.32	259	83		
	22.857	2.01	303	61	2.32	292	74		
	24.850	1.72	284	56	1.99	273	68		
	28.000	1.69	314	50	1.96	302	60		
	32.344	1.38	296	43	1.60	285	52		
	36.444	1.31	316	38	1.51	304	46		
	40.233	1.16	308	35	1.34	296	42		
	45.333	1.06	319	31	1.23	307	37		
52.067	0.90	309	27	1.04	298	32			
58.667	0.83	322	24	0.96	310	29			
63.190	0.67	282	22	0.78	272	27			
71.200	0.65	305	20	0.75	294	24			
GFL05 - 2W □□□ 1D	3.333	4.56	101	420	5.27	97	504		
	4.571	4.56	138	306	5.27	133	368		
	5.133	4.56	155	273	5.27	149	327		
	5.667	4.56	171	247	5.27	165	297		
	6.400	3.70	157	219	4.28	151	263		
	7.040	4.56	213	199	5.27	205	239		
	7.771	4.56	235	180	5.27	226	216		
	9.010	3.87	231	155	4.47	222	187		
	9.946	3.87	254	141	4.47	245	169		
	11.360	3.70	278	123	4.28	268	148		
	12.800	3.36	285	109	3.88	274	131		
	14.538	3.13	301	96	3.62	290	116		
	15.904	2.94	310	88	3.40	298	106		
	17.920	2.63	312	78	3.04	300	94		
	20.286	2.48	333	69	2.87	321	83		
	22.857	2.07	313	61	2.39	301	74		
	24.850	2.09	344	56	2.42	331	68		
	28.000	1.69	314	50	1.96	302	60		
32.344	1.61	345	43	1.86	332	52			
36.444	1.31	316	38	1.51	304	46			
40.233	1.30	345	35	1.50	332	42			
45.333	1.06	319	31	1.23	307	37			

For dimensions. see page 4-110 onwards.

# Shaft-mounted helical gearbox selection table

## Gearbox with free input shaft



$M_{2 \text{ perm}} \leq 345 \text{ Nm}$		GFL05-2W □□□							
Gearbox with free input shaft	i	50 Hz			60 Hz			50 Hz	60 Hz
		$P_{1 \text{ perm}}$	$M_{2 \text{ perm}}$	$n_2$	$P_{1 \text{ perm}}$	$M_{2 \text{ perm}}$	$n_2$	Consultation required for mounting position	
		[kW]	[Nm]	[rpm]	[kW]	[Nm]	[rpm]		
		<b><math>n_1 = 700 \text{ rpm}</math></b>			<b><math>n_1 = 840 \text{ rpm}</math></b>				
GFL05 - 2W □□□ 1B	6.400	0.73	62	109	0.87	62	131		
	15.904	0.73	153	44	0.87	153	53		
	17.920	0.73	172	39	0.87	172	47		
	20.286	0.71	191	35	0.85	191	41		
	22.857	0.71	215	31	0.85	215	37		
	32.344	0.50	212	22	0.59	212	26		
	36.444	0.50	239	19	0.59	239	23		
	40.233	0.42	221	17	0.50	221	21		
	45.333	0.42	249	15	0.50	249	19		
	52.067	0.33	231	13	0.40	231	16		
	58.667	0.33	260	12	0.40	260	14		
	63.190	0.28	234	11	0.34	234	13		
	71.200	0.28	264	9.8	0.34	264	12		
	80.763	0.20	217	8.7	0.24	217	10		
91.000	0.20	236	7.7	0.24	236	9.2			
GFL05 - 2W □□□ 1C	6.400	1.19	101	109	1.43	101	131		
	9.010	1.24	148	78	1.49	148	93		
	9.946	1.24	164	70	1.49	164	85		
	14.538	1.24	239	48	1.49	239	58		
	15.904	1.19	250	44	1.43	250	53		
	17.920	1.19	282	39	1.43	282	47		
	20.286	1.00	269	35	1.20	269	41		
	22.857	1.00	303	31	1.20	303	37		
	24.850	0.86	284	28	1.03	284	34		
	28.000	0.85	314	25	1.02	314	30		
	32.344	0.69	296	22	0.83	296	26		
	36.444	0.66	316	19	0.79	316	23		
	40.233	0.58	308	17	0.69	308	21		
	45.333	0.53	319	15	0.64	319	19		
	52.067	0.45	309	13	0.54	309	16		
	58.667	0.41	322	12	0.50	322	14		
63.190	0.34	282	11	0.40	282	13			
71.200	0.32	305	9.8	0.39	305	12			
GFL05 - 2W □□□ 1D	3.333	2.28	101	210	2.74	101	252		
	4.571	2.28	138	153	2.74	138	184		
	5.133	2.28	155	136	2.74	155	164		
	5.667	2.28	171	124	2.74	171	148		
	6.400	1.85	157	109	2.22	157	131		
	7.040	2.28	213	99	2.74	213	119		
	7.771	2.28	235	90	2.74	235	108		
	9.010	1.93	231	78	2.32	231	93		
	9.946	1.93	254	70	2.32	254	85		
	11.360	1.85	278	62	2.22	278	74		
	12.800	1.68	285	55	2.02	285	66		
	14.538	1.57	301	48	1.88	301	58		
	15.904	1.47	310	44	1.77	310	53		
	17.920	1.32	312	39	1.58	312	47		
	20.286	1.24	333	35	1.49	333	41		
	22.857	1.03	313	31	1.24	313	37		
	24.850	1.05	344	28	1.25	344	34		
	28.000	0.85	314	25	1.02	314	30		
	32.344	0.81	345	22	0.97	345	26		
	36.444	0.66	316	19	0.79	316	23		
40.233	0.65	345	17	0.78	345	21			
45.333	0.53	319	15	0.64	319	19			

For dimensions, see page 4-110 onwards.

# Shaft-mounted helical gearbox selection table

## Gearbox with free input shaft

$M_2 \text{ perm} \leq 345 \text{ Nm}$		GFL05-3W □□□								
Gearbox with free input shaft	i	50 Hz			60 Hz			50 Hz	60 Hz	
		$P_1 \text{ perm}$	$M_2 \text{ perm}$	$n_2$	$P_1 \text{ perm}$	$M_2 \text{ perm}$	$n_2$	Consultation required for mounting position		
		[kW]	[Nm]	[rpm]	[kW]	[Nm]	[rpm]			
		<b><math>n_1 = 1400 \text{ rpm}</math></b>			<b><math>n_1 = 1680 \text{ rpm}</math></b>					
GFL05 - 3W □□□ 1A	61.653	0.51	207	23	0.60	199	27			
	78.639	0.44	225	18	0.51	217	21			
	90.123	0.51	303	16	0.60	291	19			
	101.547	0.50	328	14	0.57	316	17			
	114.952	0.44	329	12	0.51	317	15			
	129.524	0.39	328	11	0.45	316	13			
	177.027	0.30	345	7.9	0.35	332	9.5			
	199.467	0.25	328	7.0	0.29	316	8.4			
	227.989	0.23	345	6.1	0.27	332	7.4			
	256.889	0.20	328	5.5	0.23	316	6.5			
	288.948	0.18	345	4.9	0.21	332	5.8			
	325.576	0.15	328	4.3	0.18	316	5.2			
	362.100	0.15	345	3.9	0.17	332	4.6			
	408.000	0.12	328	3.4	0.14	316	4.1			
477.052	0.11	345	2.9	0.13	332	3.5				
537.524	0.09	328	2.6	0.11	316	3.1				
GFL05 - 3W □□□ 1B	61.653	0.51	207	23	0.60	199	27			
	78.639	0.44	225	18	0.51	217	21			
	90.123	0.51	303	16	0.60	291	19			
	101.547	0.50	328	14	0.57	316	17			
	114.952	0.44	329	12	0.51	317	15			
	129.524	0.39	328	11	0.45	316	13			
	140.817	0.38	345	9.9	0.43	332	12			
	158.667	0.32	328	8.8	0.37	316	11			
	177.027	0.30	345	7.9	0.35	332	9.5			
	199.467	0.25	328	7.0	0.29	316	8.4			
	227.989	0.23	345	6.1	0.27	332	7.4			
	256.889	0.20	328	5.5	0.23	316	6.5			
	288.948	0.18	345	4.9	0.21	332	5.8			
	325.576	0.15	328	4.3	0.18	316	5.2			
362.100	0.15	345	3.9	0.17	332	4.6				
408.000	0.12	328	3.4	0.14	316	4.1				
GFL05 - 3W □□□ 1C	61.653	0.51	207	23	0.60	199	27			
	78.639	0.44	225	18	0.51	217	21			
	90.123	0.51	303	16	0.60	291	19			
	101.547	0.50	328	14	0.57	316	17			
	114.952	0.44	329	12	0.51	317	15			
	129.524	0.39	328	11	0.45	316	13			
	140.817	0.38	345	9.9	0.43	332	12			
	158.667	0.32	328	8.8	0.37	316	11			
	177.027	0.30	345	7.9	0.35	332	9.5			
	199.467	0.25	328	7.0	0.29	316	8.4			
	227.989	0.23	345	6.1	0.27	332	7.4			
	256.889	0.20	328	5.5	0.23	316	6.5			
	GFL05 - 3W □□□ 1A		<b><math>n_1 = 700 \text{ rpm}</math></b>			<b><math>n_1 = 840 \text{ rpm}</math></b>				
		61.653	0.26	207	11	0.31	207	14		
78.639		0.22	225	8.9	0.26	225	11			
90.123		0.26	303	7.8	0.31	303	9.3			
101.547		0.25	328	6.9	0.30	328	8.3			
114.952		0.22	329	6.1	0.26	329	7.3			
129.524		0.19	328	5.4	0.23	328	6.5			
177.027		0.15	345	4.0	0.18	345	4.8			
199.467		0.13	328	3.5	0.15	328	4.2			
227.989		0.12	345	3.1	0.14	345	3.7			
256.889		0.10	328	2.7	0.12	328	3.3			
288.948		0.09	345	2.4	0.11	345	2.9			
325.576		0.08	328	2.2	0.09	328	2.6			
362.100		0.07	345	1.9	0.09	345	2.3			
408.000	0.06	328	1.7	0.07	328	2.1				
477.052	0.06	345	1.5	0.07	345	1.8				
537.524	0.05	328	1.3	0.06	328	1.6				

For dimensions, see page 4-110 onwards.

# Shaft-mounted helical gearbox selection table

## Gearbox with free input shaft



$M_{2 \text{ perm}} \leq 345 \text{ Nm}$		GFL05-3W □□□							
Gearbox with free input shaft	i	50 Hz			60 Hz			50 Hz	60 Hz
		$P_{1 \text{ perm}}$	$M_{2 \text{ perm}}$	$n_2$	$P_{1 \text{ perm}}$	$M_{2 \text{ perm}}$	$n_2$	Consultation required for mounting position	
		[kW]	[Nm]	[rpm]	[kW]	[Nm]	[rpm]		
		<b><math>n_1 = 700 \text{ rpm}</math></b>			<b><math>n_1 = 840 \text{ rpm}</math></b>				
GFL05 - 3W □□□ <b>1B</b>	61.653	0.26	207	11	0.31	207	14		
	78.639	0.22	225	8.9	0.26	225	11		
	90.123	0.26	303	7.8	0.31	303	9.3		
	101.547	0.25	328	6.9	0.30	328	8.3		
	114.952	0.22	329	6.1	0.26	329	7.3		
	129.524	0.19	328	5.4	0.23	328	6.5		
	140.817	0.19	345	5.0	0.23	345	6.0		
	158.667	0.16	328	4.4	0.19	328	5.3		
	177.027	0.15	345	4.0	0.18	345	4.8		
	199.467	0.13	328	3.5	0.15	328	4.2		
	227.989	0.12	345	3.1	0.14	345	3.7		
	256.889	0.10	328	2.7	0.12	328	3.3		
	288.948	0.09	345	2.4	0.11	345	2.9		
	325.576	0.08	328	2.2	0.09	328	2.6		
362.100	0.07	345	1.9	0.09	345	2.3			
408.000	0.06	328	1.7	0.07	328	2.1			
GFL05 - 3W □□□ <b>1C</b>	61.653	0.26	207	11	0.31	207	14		
	78.639	0.22	225	8.9	0.26	225	11		
	90.123	0.26	303	7.8	0.31	303	9.3		
	101.547	0.25	328	6.9	0.30	328	8.3		
	114.952	0.22	329	6.1	0.26	329	7.3		
	129.524	0.19	328	5.4	0.23	328	6.5		
	140.817	0.19	345	5.0	0.23	345	6.0		
	158.667	0.16	328	4.4	0.19	328	5.3		
	177.027	0.15	345	4.0	0.18	345	4.8		
	199.467	0.13	328	3.5	0.15	328	4.2		
	227.989	0.12	345	3.1	0.14	345	3.7		
	256.889	0.10	328	2.7	0.12	328	3.3		

For dimensions, see page 4-110 onwards.

# Shaft-mounted helical gearbox selection table

## Gearbox with free input shaft

$M_2 \text{ perm} \leq 657 \text{ Nm}$		GFL06-2W □□□							
Gearbox with free input shaft	i	50 Hz			60 Hz			50 Hz	60 Hz
		$P_1 \text{ perm}$	$M_2 \text{ perm}$	$n_2$	$P_1 \text{ perm}$	$M_2 \text{ perm}$	$n_2$	Consultation required for mounting position	
		[kW]	[Nm]	[rpm]	[kW]	[Nm]	[rpm]		
		<b><math>n_1 = 2800 \text{ rpm}</math></b>			<b><math>n_1 = 3360 \text{ rpm}</math></b>				
GFL06 - 2W □□□ 1C	20.571	4.01	273	136	4.01	227	163		C, D
	23.175	4.01	307	121	4.01	256	145		C, D
	32.800	2.77	301	85	2.77	251	102		C, D
	36.951	2.77	339	76	2.77	282	91		C, D
	40.800	2.32	313	69	2.32	261	82		C, D
	45.963	2.32	352	61	2.32	293	73		C, D
	52.800	1.79	312	53	1.79	260	64		C, D
	59.481	1.79	352	47	1.79	293	57		C, D
	64.080	1.55	329	44	1.55	274	52		C, D
	72.189	1.55	370	39	1.55	309	47		C, D
	81.000	1.24	333	35	1.24	278	42		C, D
91.250	1.24	375	31	1.24	313	37		C, D	
GFL06 - 2W □□□ 1D	6.450	7.56	161	434	7.56	135	521		C, D
	10.092	7.56	253	278	7.56	210	333		C, D
	14.743	7.56	369	190	7.56	307	228		C, D
	16.128	7.27	388	174	7.27	323	208		C, D
	18.169	7.27	437	154	7.27	364	185		C, D
	20.571	6.18	421	136	6.18	351	163		C, D
	23.175	6.18	474	121	6.18	395	145		C, D
	25.200	5.34	446	111	5.34	371	133		C, D
	28.389	5.25	493	99	5.25	411	118		C, D
	32.800	4.31	468	85	4.31	390	102		C, D
	36.951	4.06	496	76	4.06	413	91		C, D
	40.800	3.62	488	69	3.62	407	82		C, D
	45.963	3.27	497	61	3.27	415	73		C, D
	52.800	2.91	509	53	2.91	424	64		C, D
	59.481	2.54	499	47	2.54	416	57		C, D
	64.080	2.21	468	44	2.21	390	52		C, D
72.189	2.09	500	39	2.09	417	47		C, D	
GFL06 - 2W □□□ 1E	3.675	14.32	174	762	14.32	145	914		C, D
	5.211	14.32	247	537	14.32	206	645		C, D
	5.750	14.32	273	487	14.32	227	584		C, D
	6.450	12.19	260	434	12.19	217	521		C, D
	7.147	14.32	339	392	14.32	282	470		C, D
	8.400	14.32	398	333	14.32	332	400		C, D
	9.463	14.32	449	296	14.32	374	355		C, D
	10.092	11.16	373	278	11.16	311	333		C, D
	11.520	13.46	513	243	13.46	428	292		C, D
	12.978	11.19	480	216	11.19	400	259		C, D
	14.743	10.66	520	190	10.66	434	228		C, D
	16.128	9.78	522	174	9.78	435	208		C, D
	18.169	8.10	487	154	8.10	406	185		C, D
	20.571	7.70	524	136	7.70	437	163		C, D
	23.175	6.39	490	121	6.39	409	145		C, D
	25.200	6.34	528	111	6.34	440	133		C, D
	28.389	5.25	493	99	5.25	411	118		C, D
	32.800	4.79	520	85	4.79	434	102		C, D
	36.951	4.06	496	76	4.06	413	91		C, D
	40.800	3.95	533	69	3.95	445	82		C, D
45.963	3.27	497	61	3.27	415	73		C, D	
GFL06 - 2W □□□ 1F	3.675	21.67	263	762					C, D
	5.211	19.94	344	537					C, D
	5.750	18.86	359	487					C, D
	6.450	13.38	286	434					C, D
	7.147	14.88	352	392					C, D
	8.400	17.64	490	333					C, D
	9.463	15.08	472	296					C, D
	10.092	11.16	373	278					C, D
	11.520	13.46	513	243					C, D
	12.978	11.19	480	216					C, D

For dimensions. see page 4-110 onwards.

# Shaft-mounted helical gearbox selection table

## Gearbox with free input shaft



$M_2 \text{ perm} \leq 657 \text{ Nm}$		GFL06-2W □□□							
Gearbox with free input shaft	i	50 Hz			60 Hz			50 Hz	60 Hz
		$P_1 \text{ perm}$	$M_2 \text{ perm}$	$n_2$	$P_1 \text{ perm}$	$M_2 \text{ perm}$	$n_2$	Consultation required for mounting position	
		[kW]	[Nm]	[rpm]	[kW]	[Nm]	[rpm]		
GFL06 - 2W □□□ 1F		<b><math>n_1 = 2800 \text{ rpm}</math></b>			<b><math>n_1 = 3360 \text{ rpm}</math></b>				
	14.743	10.66	520	190				C, D	
	16.128	9.78	522	174				C, D	
	18.169	8.10	487	154				C, D	
	20.571	7.70	524	136				C, D	
	23.175	6.39	490	121				C, D	
	25.200	6.34	528	111				C, D	
	28.389	5.25	493	99				C, D	
GFL06 - 2W □□□ 1C		<b><math>n_1 = 1400 \text{ rpm}</math></b>			<b><math>n_1 = 1680 \text{ rpm}</math></b>				
	20.571	2.47	336	68	2.85	324	82		
	23.175	2.47	379	60	2.85	364	73		
	32.800	1.71	370	43	1.97	356	51		
	36.951	1.71	417	38	1.97	402	46		
	40.800	1.43	385	34	1.65	371	41		
	45.963	1.43	434	31	1.65	418	37		
	52.800	1.10	385	27	1.27	370	32		
	59.481	1.10	433	24	1.27	417	28		
	64.080	0.95	405	22	1.10	390	26		
	72.189	0.95	456	19	1.10	439	23		
	81.000	0.77	410	17	0.88	395	21		
	91.250	0.77	462	15	0.88	445	18		
GFL06 - 2W □□□ 1D	6.450	4.66	199	217	5.38	191	261		
	10.092	4.66	311	139	5.38	299	167		
	14.743	4.66	454	95	5.38	437	114		
	16.128	4.48	478	87	5.17	460	104		
	18.169	4.48	538	77	5.17	518	93		
	20.571	3.80	518	68	4.40	499	82		
	23.175	3.80	583	60	4.40	562	73		
	25.200	3.29	549	56	3.80	528	67		
	28.389	3.23	607	49	3.73	585	59		
	32.800	2.65	576	43	3.06	554	51		
	36.951	2.50	611	38	2.89	588	46		
	40.800	2.23	601	34	2.57	579	41		
	45.963	2.01	613	31	2.33	590	37		
	52.800	1.79	627	27	2.07	603	32		
	59.481	1.56	615	24	1.80	592	28		
	64.080	1.36	576	22	1.57	555	26		
		72.189	1.29	616	19	1.49	593	23	
GFL06 - 2W □□□ 1E	3.675	8.82	214	381	10.19	207	457		
	5.211	8.82	304	269	10.19	293	322		
	5.750	8.82	336	244	10.19	323	292		
	6.450	7.50	320	217	8.67	308	261		
	7.147	8.82	417	196	10.19	402	235		
	8.400	8.82	490	167	10.19	472	200		
	9.463	8.82	552	148	10.19	532	178		
	10.092	6.87	459	139	7.94	442	167		
	11.520	8.29	632	122	9.57	608	146		
	12.978	6.89	592	108	7.96	570	130		
	14.743	6.57	641	95	7.59	617	114		
	16.128	6.02	643	87	6.96	619	104		
	18.169	4.99	600	77	5.76	577	93		
	20.571	4.74	645	68	5.47	621	82		
	23.175	3.94	604	60	4.55	581	73		
	25.200	3.90	651	56	4.51	626	67		
	28.389	3.23	607	49	3.73	585	59		
	32.800	2.95	641	43	3.41	617	51		
	36.951	2.50	611	38	2.89	588	46		
	40.800	2.43	657	34	2.81	632	41		
	45.963	2.01	613	31	2.33	590	37		

For dimensions. see page 4-110 onwards.

# Shaft-mounted helical gearbox selection table

## Gearbox with free input shaft

$M_2 \text{ perm} \leq 657 \text{ Nm}$		GFL06-2W □□□							
Gearbox with free input shaft	i	50 Hz			60 Hz			50 Hz	60 Hz
		$P_1 \text{ perm}$	$M_2 \text{ perm}$	$n_2$	$P_1 \text{ perm}$	$M_2 \text{ perm}$	$n_2$	Consultation required for mounting position	
		[kW]	[Nm]	[rpm]	[kW]	[Nm]	[rpm]		
GFL06 - 2W □□□ 1F		<b><math>n_1 = 1400 \text{ rpm}</math></b>			<b><math>n_1 = 1680 \text{ rpm}</math></b>				
	3.675	13.34	324	381	15.41	312	457		C, D
	5.211	12.28	423	269	14.19	408	322		C, D
	5.750	11.61	442	244	13.41	425	292		C, D
	6.450	8.24	352	217	9.52	339	261		C, D
	7.147	9.16	433	196	10.59	417	235		C, D
	8.400	10.86	604	167	12.55	581	200		C, D
	9.463	9.28	581	148	10.73	560	178		C, D
	10.092	6.87	459	139	7.94	442	167		C, D
	11.520	8.29	632	122	9.57	608	146		C, D
	12.978	6.89	592	108	7.96	570	130		C, D
	14.743	6.57	641	95	7.59	617	114		C, D
	16.128	6.02	643	87	6.96	619	104		C, D
	18.169	4.99	600	77	5.76	577	93		C, D
	20.571	4.74	645	68	5.47	621	82		C, D
	23.175	3.94	604	60	4.55	581	73		C, D
	25.200	3.90	651	56	4.51	626	67		C, D
28.389	3.23	607	49	3.73	585	59		C, D	
GFL06 - 2W □□□ 1C		<b><math>n_1 = 700 \text{ rpm}</math></b>			<b><math>n_1 = 840 \text{ rpm}</math></b>				
	20.571	1.23	336	34	1.48	336	41		
	23.175	1.23	379	30	1.48	379	36		
	32.800	0.85	370	21	1.02	370	26		
	36.951	0.85	417	19	1.02	417	23		
	40.800	0.71	385	17	0.86	385	21		
	45.963	0.71	434	15	0.86	434	18		
	52.800	0.55	385	13	0.66	385	16		
	59.481	0.55	433	12	0.66	433	14		
	64.080	0.48	405	11	0.57	405	13		
	72.189	0.48	456	9.7	0.57	456	12		
	81.000	0.38	410	8.6	0.46	410	10		
	91.250	0.38	462	7.7	0.46	462	9.2		
	GFL06 - 2W □□□ 1D								
6.450		2.33	199	109	2.79	199	130		
10.092		2.33	311	69	2.79	311	83		
14.743		2.33	454	48	2.79	454	57		
16.128		2.24	478	43	2.69	478	52		
18.169		2.24	538	39	2.69	538	46		
20.571		1.90	518	34	2.28	518	41		
23.175		1.90	583	30	2.28	583	36		
25.200		1.64	549	28	1.97	549	33		
28.389		1.62	607	25	1.94	607	30		
32.800		1.33	576	21	1.59	576	26		
36.951		1.25	611	19	1.50	611	23		
40.800		1.11	601	17	1.34	601	21		
45.963		1.01	613	15	1.21	613	18		
GFL06 - 2W □□□ 1E									
	3.675	4.41	214	191	5.29	214	229		
	5.211	4.41	304	134	5.29	304	161		
	5.750	4.41	336	122	5.29	336	146		
	6.450	3.75	320	109	4.50	320	130		
	7.147	4.41	417	98	5.29	417	118		
	8.400	4.41	490	83	5.29	490	100		
	9.463	4.41	552	74	5.29	552	89		
	10.092	3.44	459	69	4.12	459	83		
	11.520	4.14	632	61	4.97	632	73		
	12.978	3.44	592	54	4.13	592	65		
	14.743	3.28	641	48	3.94	641	57		
	16.128	3.01	643	43	3.61	643	52		

For dimensions. see page 4-110 onwards.



# Shaft-mounted helical gearbox selection table

## Gearbox with free input shaft



$M_2 \text{ perm} \leq 657 \text{ Nm}$		GFL06-2W □□□							
Gearbox with free input shaft	i	50 Hz			60 Hz			50 Hz	60 Hz
		$P_{1 \text{ perm}}$	$M_2 \text{ perm}$	$n_2$	$P_{1 \text{ perm}}$	$M_2 \text{ perm}$	$n_2$	Consultation required for mounting position	
		[kW]	[Nm]	[rpm]	[kW]	[Nm]	[rpm]		
		<b><math>n_1 = 700 \text{ rpm}</math></b>			<b><math>n_1 = 840 \text{ rpm}</math></b>				
GFL06 - 2W □□□ 1E	18.169	2.49	600	39	2.99	600	46		
	20.571	2.37	645	34	2.84	645	41		
	23.175	1.97	604	30	2.36	604	36		
	25.200	1.95	651	28	2.34	651	33		
	28.389	1.62	607	25	1.94	607	30		
	32.800	1.48	641	21	1.77	641	26		
	36.951	1.25	611	19	1.50	611	23		
	40.800	1.22	657	17	1.46	657	21		
	45.963	1.01	613	15	1.21	613	18		
GFL06 - 2W □□□ 1F	3.675	6.67	324	191	8.00	324	229		
	5.211	6.14	423	134	7.37	423	161		
	5.750	5.80	442	122	6.97	442	146		
	6.450	4.12	352	109	4.94	352	130		
	7.147	4.58	433	98	5.50	433	118		
	8.400	5.43	604	83	6.51	604	100		
	9.463	4.64	581	74	5.57	581	89		
	10.092	3.44	459	69	4.12	459	83		
	11.520	4.14	632	61	4.97	632	73		
	12.978	3.44	592	54	4.13	592	65		
	14.743	3.28	641	48	3.94	641	57		
	16.128	3.01	643	43	3.61	643	52		
	18.169	2.49	600	39	2.99	600	46		
	20.571	2.37	645	34	2.84	645	41		
	23.175	1.97	604	30	2.36	604	36		
	25.200	1.95	651	28	2.34	651	33		
	28.389	1.62	607	25	1.94	607	30		

For dimensions, see page 4-110 onwards.

# Shaft-mounted helical gearbox selection table

## Gearbox with free input shaft

$M_2 \text{ perm} \leq 657 \text{ Nm}$		GFL06-3W □□□							
Gearbox with free input shaft	i	50 Hz			60 Hz			50 Hz	60 Hz
		$P_{1 \text{ perm}}$	$M_2 \text{ perm}$	$n_2$	$P_{1 \text{ perm}}$	$M_2 \text{ perm}$	$n_2$	Consultation required for mounting position	
		[kW]	[Nm]	[rpm]	[kW]	[Nm]	[rpm]		
		<b><math>n_1 = 1400 \text{ rpm}</math></b>			<b><math>n_1 = 1680 \text{ rpm}</math></b>				
GFL06 - 3W □□□ 1A	66.213	0.59	255	21	0.68	245	25		
	72.000	0.59	277	19	0.68	267	23		
	81.111	0.59	312	17	0.68	300	21		
	116.571	0.54	411	12	0.63	396	14		
	131.323	0.59	505	11	0.68	486	13		
	144.320	0.59	560	9.7	0.69	539	12		
	162.583	0.58	613	8.6	0.67	590	10		
	179.520	0.52	605	7.8	0.60	583	9.4		
	202.237	0.46	611	6.9	0.54	588	8.3		
	231.200	0.42	634	6.1	0.49	611	7.3		
	260.457	0.36	613	5.4	0.42	590	6.5		
	293.018	0.34	657	4.8	0.40	632	5.7		
	299.200	0.31	613	4.7	0.36	590	5.6		
	367.200	0.27	657	3.8	0.32	632	4.6		
	413.667	0.23	614	3.4	0.26	591	4.1		
	475.200	0.21	657	3.0	0.24	632	3.5		
	535.333	0.18	613	2.6	0.20	590	3.1		
576.720	0.16	614	2.4	0.19	591	2.9			
649.700	0.15	615	2.2	0.17	592	2.6			
759.806	0.11	524	1.8	0.12	504	2.2			
855.954	0.10	563	1.6	0.12	542	2.0			
GFL06 - 3W □□□ 1B	66.213	1.15	496	21	1.33	478	25		
	72.000	1.06	496	19	1.22	478	23		
	81.111	0.94	496	17	1.08	478	21		
	88.200	0.85	488	16	0.98	470	19		
	99.361	0.85	550	14	0.98	529	17		
	116.571	0.70	528	12	0.80	509	14		
	131.323	0.70	595	11	0.80	573	13		
	144.320	0.59	560	9.7	0.69	539	12		
	162.583	0.58	613	8.6	0.67	590	10		
	179.520	0.52	605	7.8	0.60	583	9.4		
	202.237	0.46	611	6.9	0.54	588	8.3		
	231.200	0.42	634	6.1	0.49	611	7.3		
	260.457	0.36	613	5.4	0.42	590	6.5		
	293.018	0.34	657	4.8	0.40	632	5.7		
	299.200	0.31	613	4.7	0.36	590	5.6		
	367.200	0.27	657	3.8	0.32	632	4.6		
	413.667	0.23	614	3.4	0.26	591	4.1		
475.200	0.21	657	3.0	0.24	632	3.5			
535.333	0.18	613	2.6	0.20	590	3.1			
576.720	0.16	614	2.4	0.19	591	2.9			
649.700	0.15	615	2.2	0.17	592	2.6			
GFL06 - 3W □□□ 1C	66.213	1.15	496	21	1.33	478	25		
	72.000	1.06	496	19	1.22	478	23		
	81.111	0.94	496	17	1.08	478	21		
	88.200	0.85	488	16	0.98	470	19		
	99.361	0.85	550	14	0.98	529	17		
	116.571	0.70	528	12	0.80	509	14		
	131.323	0.70	595	11	0.80	573	13		
	144.320	0.59	560	9.7	0.69	539	12		
	162.583	0.58	613	8.6	0.67	590	10		
	179.520	0.52	605	7.8	0.60	583	9.4		
	202.237	0.46	611	6.9	0.54	588	8.3		
	231.200	0.42	634	6.1	0.49	611	7.3		
	260.457	0.36	613	5.4	0.42	590	6.5		
	293.018	0.34	657	4.8	0.40	632	5.7		
	299.200	0.31	613	4.7	0.36	590	5.6		

For dimensions. see page 4-110 onwards.

# Shaft-mounted helical gearbox selection table

## Gearbox with free input shaft



$M_2 \text{ perm} \leq 657 \text{ Nm}$		GFL06-3W □□□							
Gearbox with free input shaft	i	50 Hz			60 Hz			50 Hz	60 Hz
		$P_{1 \text{ perm}}$	$M_2 \text{ perm}$	$n_2$	$P_{1 \text{ perm}}$	$M_2 \text{ perm}$	$n_2$	Consultation required for mounting position	
		[kW]	[Nm]	[rpm]	[kW]	[Nm]	[rpm]		
		<b><math>n_1 = 700 \text{ rpm}</math></b>			<b><math>n_1 = 840 \text{ rpm}</math></b>				
GFL06 - 3W □□□ 1A	66.213	0.30	255	11	0.35	255	13		
	72.000	0.30	277	9.7	0.35	277	12		
	81.111	0.30	312	8.6	0.35	312	10		
	116.571	0.27	411	6.0	0.32	411	7.2		
	131.323	0.30	505	5.3	0.35	505	6.4		
	144.320	0.30	560	4.9	0.36	560	5.8		
	162.583	0.29	613	4.3	0.35	613	5.2		
	179.520	0.26	605	3.9	0.31	605	4.7		
	202.237	0.23	611	3.5	0.28	611	4.2		
	231.200	0.21	634	3.0	0.25	634	3.6		
	260.457	0.18	613	2.7	0.22	613	3.2		
	293.018	0.17	657	2.4	0.21	657	2.9		
	299.200	0.16	613	2.3	0.19	613	2.8		
	367.200	0.14	657	1.9	0.16	657	2.3		
	413.667	0.11	614	1.7	0.14	614	2.0		
	475.200	0.11	657	1.5	0.13	657	1.8		
	535.333	0.09	613	1.3	0.11	613	1.6		
	576.720	0.08	614	1.2	0.10	614	1.5		
	649.700	0.07	615	1.1	0.09	615	1.3		
	759.806	0.05	524	0.9	0.06	524	1.1		
855.954	0.05	563	0.8	0.06	563	1.0			
GFL06 - 3W □□□ 1B	66.213	0.58	496	11	0.69	496	13		
	72.000	0.53	496	9.7	0.63	496	12		
	81.111	0.47	496	8.6	0.56	496	10		
	88.200	0.42	488	7.9	0.51	488	9.5		
	99.361	0.42	550	7.1	0.51	550	8.5		
	116.571	0.35	528	6.0	0.42	528	7.2		
	131.323	0.35	595	5.3	0.42	595	6.4		
	144.320	0.30	560	4.9	0.36	560	5.8		
	162.583	0.29	613	4.3	0.35	613	5.2		
	179.520	0.26	605	3.9	0.31	605	4.7		
	202.237	0.23	611	3.5	0.28	611	4.2		
	231.200	0.21	634	3.0	0.25	634	3.6		
	260.457	0.18	613	2.7	0.22	613	3.2		
	293.018	0.17	657	2.4	0.21	657	2.9		
	299.200	0.16	613	2.3	0.19	613	2.8		
	367.200	0.14	657	1.9	0.16	657	2.3		
	413.667	0.11	614	1.7	0.14	614	2.0		
	475.200	0.11	657	1.5	0.13	657	1.8		
	535.333	0.09	613	1.3	0.11	613	1.6		
	576.720	0.08	614	1.2	0.10	614	1.5		
649.700	0.07	615	1.1	0.09	615	1.3			
GFL06 - 3W □□□ 1C	66.213	0.58	496	11	0.69	496	13		
	72.000	0.53	496	9.7	0.63	496	12		
	81.111	0.47	496	8.6	0.56	496	10		
	88.200	0.42	488	7.9	0.51	488	9.5		
	99.361	0.42	550	7.1	0.51	550	8.5		
	116.571	0.35	528	6.0	0.42	528	7.2		
	131.323	0.35	595	5.3	0.42	595	6.4		
	144.320	0.30	560	4.9	0.36	560	5.8		
	162.583	0.29	613	4.3	0.35	613	5.2		
	179.520	0.26	605	3.9	0.31	605	4.7		
	202.237	0.23	611	3.5	0.28	611	4.2		
	231.200	0.21	634	3.0	0.25	634	3.6		
	260.457	0.18	613	2.7	0.22	613	3.2		
	293.018	0.17	657	2.4	0.21	657	2.9		
	299.200	0.16	613	2.3	0.19	613	2.8		

For dimensions. see page 4-110 onwards.

# Shaft-mounted helical gearbox selection table

## Gearbox with free input shaft

$M_{2 \text{ perm}} \leq 1378 \text{ Nm}$		GFL07-2W □□□							
Gearbox with free input shaft	i	50 Hz			60 Hz			50 Hz	60 Hz
		$P_{1 \text{ perm}}$	$M_{2 \text{ perm}}$	$n_2$	$P_{1 \text{ perm}}$	$M_{2 \text{ perm}}$	$n_2$	Consultation required for mounting position	
		[kW]	[Nm]	[rpm]	[kW]	[Nm]	[rpm]		
		<b><math>n_1 = 2800 \text{ rpm}</math></b>			<b><math>n_1 = 3360 \text{ rpm}</math></b>				
GFL07 - 2W □□□ 1D	20.286	7.37	495	138	7.37	412	166	C, D	
	22.857	7.37	558	123	7.37	465	147	C, D	
	32.344	5.17	553	87	5.17	461	104	C, D	
	36.444	5.17	623	77	5.17	520	92	C, D	
	39.642	4.46	584	71	4.46	487	85	C, D	
	44.667	4.46	659	63	4.46	549	75	C, D	
	52.067	3.51	604	54	3.51	504	65	C, D	
	58.667	3.51	681	48	3.51	567	57	C, D	
	63.190	2.94	614	44	2.94	512	53	C, D	
	71.200	2.94	692	39	2.94	576	47	C, D	
	79.875	2.36	624	35	2.36	520	42	C, D	
90.000	2.36	703	31	2.36	586	37	C, D		
GFL07 - 2W □□□ 1E	6.400	14.18	300	438	14.18	250	525	C, D	
	9.714	15.25	490	288	15.25	409	346	C, D	
	14.200	15.25	717	197	15.25	597	237	C, D	
	15.904	14.18	747	176	14.18	622	211	C, D	
	17.920	14.18	841	156	14.18	701	188	C, D	
	20.286	11.98	804	138	11.98	670	166	C, D	
	22.857	11.98	906	123	11.98	755	147	C, D	
	24.850	10.31	848	113	10.31	707	135	C, D	
	28.000	10.31	956	100	10.31	796	120	C, D	
	32.344	8.35	894	87	8.35	745	104	C, D	
	36.444	8.35	1007	77	8.35	839	92	C, D	
	39.642	7.10	932	71	7.10	776	85	C, D	
	44.667	6.91	1022	63	6.91	851	75	C, D	
	52.067	5.60	965	54	5.60	804	65	C, D	
	58.667	5.31	1031	48	5.31	860	57	C, D	
	63.190	4.71	984	44	4.71	820	53	C, D	
	71.200	4.41	1040	39	4.41	866	47	C, D	
GFL07 - 2W □□□ 1F	3.350	26.20	290	836				C, D	
	4.643	26.20	403	603				C, D	
	5.159	26.20	447	543				C, D	
	5.695	26.20	494	492				C, D	
	6.400	21.44	454	438				C, D	
	7.150	26.20	620	392				C, D	
	8.324	26.20	722	336				C, D	
	9.379	26.15	812	299				C, D	
	9.714	23.03	740	288				C, D	
	11.537	22.98	877	243				C, D	
	13.000	20.56	884	215				C, D	
	14.200	19.76	929	197				C, D	
	15.904	18.19	957	176				C, D	
	17.920	16.29	966	156				C, D	
	20.286	15.27	1025	138				C, D	
	22.857	13.31	1007	123				C, D	
	24.850	13.20	1086	113				C, D	
	28.000	10.89	1009	100				C, D	
	32.344	10.40	1113	87				C, D	
36.444	8.40	1014	77				C, D		
39.642	8.53	1119	71				C, D		
44.667	6.91	1022	63				C, D		
GFL07 - 2W □□□ 1G	3.350	43.43	481	836				C, D	
	4.643	34.51	530	603				C, D	
	5.159	40.42	690	543				C, D	
	5.695	39.39	742	492				C, D	
	6.400	25.40	538	438				C, D	
	7.150	31.52	746	392				C, D	
	8.324	29.28	807	336				C, D	
	9.379	26.15	812	299				C, D	
	9.714	24.47	787	288				C, D	
	11.537	22.98	877	243				C, D	

For dimensions, see page 4-110 onwards.

# Shaft-mounted helical gearbox selection table

## Gearbox with free input shaft



$M_2 \text{ perm} \leq 1378 \text{ Nm}$		GFL07-2W □□□							
Gearbox with free input shaft	i	50 Hz			60 Hz			50 Hz	60 Hz
		$P_1 \text{ perm}$	$M_2 \text{ perm}$	$n_2$	$P_1 \text{ perm}$	$M_2 \text{ perm}$	$n_2$	Consultation required for mounting position	
		[kW]	[Nm]	[rpm]	[kW]	[Nm]	[rpm]		
GFL07 - 2W □□□ 1G		<b><math>n_1 = 2800 \text{ rpm}</math></b>			<b><math>n_1 = 3360 \text{ rpm}</math></b>				
	13.000	20.56	884	215				C, D	
	14.200	19.76	929	197				C, D	
	15.904	18.19	957	176				C, D	
	17.920	16.29	966	156				C, D	
	20.286	15.27	1025	138				C, D	
	22.857	13.31	1007	123				C, D	
	24.850	13.20	1086	113				C, D	
	28.000	10.89	1009	100				C, D	
GFL07 - 2W □□□ 1D		<b><math>n_1 = 1400 \text{ rpm}</math></b>			<b><math>n_1 = 1680 \text{ rpm}</math></b>				
	20.286	4.54	609	69	5.24	587	83		
	22.857	4.54	687	61	5.24	661	74		
	32.344	3.18	681	43	3.68	656	52		
	36.444	3.18	768	38	3.68	739	46		
	39.642	2.74	720	35	3.17	693	42		
	44.667	2.74	811	31	3.17	781	38		
	52.067	2.16	744	27	2.50	717	32		
	58.667	2.16	838	24	2.50	807	29		
	63.190	1.81	756	22	2.09	728	27		
	71.200	1.81	852	20	2.09	820	24		
	79.875	1.45	768	18	1.68	739	21		
	90.000	1.45	865	16	1.68	833	19		
	GFL07 - 2W □□□ 1E	6.400	8.73	370	219	10.09	356	263	
9.714		9.39	604	144	10.85	581	173		
14.200		9.39	882	99	10.85	850	118		
15.904		8.73	919	88	10.09	885	106		
17.920		8.73	1036	78	10.09	997	94		
20.286		7.38	990	69	8.52	954	83		
22.857		7.38	1116	61	8.52	1075	74		
24.850		6.35	1044	56	7.34	1005	68		
28.000		6.35	1177	50	7.34	1133	60		
32.344		5.14	1100	43	5.94	1059	52		
36.444		5.14	1240	38	5.94	1194	46		
39.642		4.37	1147	35	5.05	1105	42		
44.667		4.26	1258	31	4.92	1211	38		
52.067		3.45	1188	27	3.98	1144	32		
58.667		3.27	1270	24	3.78	1223	29		
63.190		2.90	1211	22	3.35	1167	27		
71.200	2.72	1280	20	3.14	1233	24			
GFL07 - 2W □□□ 1F	3.350	16.13	358	418	18.64	344	502	C, D	
	4.643	16.13	496	302	18.64	477	362	C, D	
	5.159	16.13	551	271	18.64	530	326	C, D	
	5.695	16.13	608	246	18.64	585	295	C, D	
	6.400	13.20	559	219	15.25	538	263	C, D	
	7.150	16.13	763	196	18.64	735	235	C, D	
	8.324	16.13	889	168	18.64	856	202	C, D	
	9.379	16.10	999	149	18.60	962	179	C, D	
	9.714	14.18	911	144	16.38	878	173	C, D	
	11.537	14.15	1080	121	16.35	1040	146	C, D	
	13.000	12.65	1089	108	14.62	1048	129	C, D	
	14.200	12.17	1143	99	14.06	1101	118	C, D	
	15.904	11.20	1179	88	12.94	1135	106	C, D	
	17.920	10.03	1189	78	11.59	1145	94	C, D	
	20.286	9.40	1262	69	10.86	1216	83	C, D	
	22.857	8.20	1240	61	9.47	1194	74	C, D	
	24.850	8.13	1337	56	9.39	1287	68	C, D	
	28.000	6.70	1242	50	7.74	1196	60	C, D	
	32.344	6.40	1370	43	7.40	1319	52	C, D	
	36.444	5.17	1248	38	5.98	1202	46	C, D	
39.642	5.25	1378	35	6.07	1327	42	C, D		
44.667	4.26	1258	31	4.92	1211	38	C, D		

For dimensions. see page 4-110 onwards.

# Shaft-mounted helical gearbox selection table

## Gearbox with free input shaft

$M_{2 \text{ perm}} \leq 1378 \text{ Nm}$		GFL07-2W □□□								
Gearbox with free input shaft	i	50 Hz			60 Hz			50 Hz	60 Hz	
		$P_{1 \text{ perm}}$	$M_{2 \text{ perm}}$	$n_2$	$P_{1 \text{ perm}}$	$M_{2 \text{ perm}}$	$n_2$	Consultation required for mounting position		
		[kW]	[Nm]	[rpm]	[kW]	[Nm]	[rpm]			
GFL07 - 2W □□□ 1G		<b><math>n_1 = 1400 \text{ rpm}</math></b>			<b><math>n_1 = 1680 \text{ rpm}</math></b>					
	3.350	26.74	593	418	30.90	571	502		C, D	
	4.643	21.25	653	302	24.55	629	362		C, D	
	5.159	24.88	850	271	28.75	818	326		C, D	
	5.695	24.25	914	246	28.02	880	295		C, D	
	6.400	15.64	662	219	18.07	638	263		C, D	
	7.150	19.41	918	196	22.43	884	235		C, D	
	8.324	18.03	993	168	20.83	956	202		C, D	
	9.379	16.10	999	149	18.60	962	179		C, D	
	9.714	15.06	969	144	17.41	933	173		C, D	
	11.537	14.15	1080	121	16.35	1040	146		C, D	
	13.000	12.65	1089	108	14.62	1048	129		C, D	
	14.200	12.17	1143	99	14.06	1101	118		C, D	
	15.904	11.20	1179	88	12.94	1135	106		C, D	
	17.920	10.03	1189	78	11.59	1145	94		C, D	
	20.286	9.40	1262	69	10.86	1216	83		C, D	
	22.857	8.20	1240	61	9.47	1194	74		C, D	
	24.850	8.13	1337	56	9.39	1287	68		C, D	
	28.000	6.70	1242	50	7.74	1196	60		C, D	
	GFL07 - 2W □□□ 1D		<b><math>n_1 = 700 \text{ rpm}</math></b>			<b><math>n_1 = 840 \text{ rpm}</math></b>				
20.286		2.27	609	35	2.72	609	41			
22.857		2.27	687	31	2.72	687	37			
32.344		1.59	681	22	1.91	681	26			
36.444		1.59	768	19	1.91	768	23			
39.642		1.37	720	18	1.65	720	21			
44.667		1.37	811	16	1.65	811	19			
52.067		1.08	744	13	1.30	744	16			
58.667		1.08	838	12	1.30	838	14			
63.190		0.90	756	11	1.08	756	13			
71.200		0.90	852	9.8	1.08	852	12			
79.875		0.73	768	8.8	0.87	768	11			
90.000		0.73	865	7.8	0.87	865	9.3			
GFL07 - 2W □□□ 1E		6.400	4.37	370	109	5.24	370	131		
		9.714	4.69	604	72	5.63	604	87		
		14.200	4.69	882	49	5.63	882	59		
	15.904	4.37	919	44	5.24	919	53			
	17.920	4.37	1036	39	5.24	1036	47			
	20.286	3.69	990	35	4.43	990	41			
	22.857	3.69	1116	31	4.43	1116	37			
	24.850	3.17	1044	28	3.81	1044	34			
	28.000	3.17	1177	25	3.81	1177	30			
	32.344	2.57	1100	22	3.08	1100	26			
	36.444	2.57	1240	19	3.08	1240	23			
	39.642	2.19	1147	18	2.62	1147	21			
	44.667	2.13	1258	16	2.55	1258	19			
	52.067	1.72	1188	13	2.07	1188	16			
58.667	1.64	1270	12	1.96	1270	14				
63.190	1.45	1211	11	1.74	1211	13				
71.200	1.36	1280	9.8	1.63	1280	12				
GFL07 - 2W □□□ 1F	3.350	8.07	358	209	9.68	358	251			
	4.643	8.07	496	151	9.68	496	181			
	5.159	8.07	551	136	9.68	551	163			
	5.695	8.07	608	123	9.68	608	148			
	6.400	6.60	559	109	7.92	559	131			
	7.150	8.07	763	98	9.68	763	118			
	8.324	8.07	889	84	9.68	889	101			
	9.379	8.05	999	75	9.66	999	90			
	9.714	7.09	911	72	8.51	911	87			
	11.537	7.07	1080	61	8.49	1080	73			
	13.000	6.33	1089	54	7.59	1089	65			
	14.200	6.08	1143	49	7.30	1143	59			
	15.904	5.60	1179	44	6.72	1179	53			

For dimensions, see page 4-110 onwards.

# Shaft-mounted helical gearbox selection table

## Gearbox with free input shaft



$M_{2 \text{ perm}} \leq 1378 \text{ Nm}$		GFL07-2W □□□							
Gearbox with free input shaft	i	50 Hz			60 Hz			50 Hz	60 Hz
		$P_{1 \text{ perm}}$	$M_{2 \text{ perm}}$	$n_2$	$P_{1 \text{ perm}}$	$M_{2 \text{ perm}}$	$n_2$	Consultation required for mounting position	
		[kW]	[Nm]	[rpm]	[kW]	[Nm]	[rpm]		
		<b><math>n_1 = 700 \text{ rpm}</math></b>			<b><math>n_1 = 840 \text{ rpm}</math></b>				
GFL07 - 2W □□□ 1F	17.920	5.01	1189	39	6.02	1189	47		
	20.286	4.70	1262	35	5.64	1262	41		
	22.857	4.10	1240	31	4.92	1240	37		
	24.850	4.06	1337	28	4.88	1337	34		
	28.000	3.35	1242	25	4.02	1242	30		
	32.344	3.20	1370	22	3.84	1370	26		
	36.444	2.59	1248	19	3.10	1248	23		
	39.642	2.63	1378	18	3.15	1378	21		
	44.667	2.13	1258	16	2.55	1258	19		
GFL07 - 2W □□□ 1G	3.350	13.37	593	209	16.04	593	251		
	4.643	10.62	653	151	12.75	653	181		
	5.159	12.44	850	136	14.93	850	163		
	5.695	12.12	914	123	14.55	914	148		
	6.400	7.82	662	109	9.38	662	131		
	7.150	9.70	918	98	11.64	918	118		
	8.324	9.01	993	84	10.82	993	101		
	9.379	8.05	999	75	9.66	999	90		
	9.714	7.53	969	72	9.04	969	87		
	11.537	7.07	1080	61	8.49	1080	73		
	13.000	6.33	1089	54	7.59	1089	65		
	14.200	6.08	1143	49	7.30	1143	59		
	15.904	5.60	1179	44	6.72	1179	53		
	17.920	5.01	1189	39	6.02	1189	47		
	20.286	4.70	1262	35	5.64	1262	41		
	22.857	4.10	1240	31	4.92	1240	37		
	24.850	4.06	1337	28	4.88	1337	34		
28.000	3.35	1242	25	4.02	1242	30			

For dimensions. see page 4-110 onwards.

# Shaft-mounted helical gearbox selection table

## Gearbox with free input shaft

$M_2 \text{ perm} \leq 1378 \text{ Nm}$		GFL07-3W □□□							
Gearbox with free input shaft	i	50 Hz			60 Hz			50 Hz	60 Hz
		$P_1 \text{ perm}$	$M_2 \text{ perm}$	$n_2$	$P_1 \text{ perm}$	$M_2 \text{ perm}$	$n_2$	Consultation required for mounting position	
		[kW]	[Nm]	[rpm]	[kW]	[Nm]	[rpm]		
		<b><math>n_1 = 1400 \text{ rpm}</math></b>			<b><math>n_1 = 1680 \text{ rpm}</math></b>				
GFL07 - 3W □□□ 1B	65.306	1.42	605	21	1.64	583	26		
	72.452	1.45	686	19	1.68	660	23		
	81.636	1.45	773	17	1.68	744	21		
	92.413	1.42	857	15	1.64	825	18		
	104.127	1.42	965	13	1.64	929	16		
	147.347	0.99	951	9.5	1.14	916	11		
	166.025	0.99	1072	8.4	1.14	1032	10		
	183.285	0.83	993	7.6	0.96	956	9.2		
	206.519	0.83	1119	6.8	0.96	1077	8.1		
	224.636	0.83	1217	6.2	0.96	1172	7.5		
	253.111	0.76	1258	5.5	0.88	1211	6.6		
	290.706	0.67	1268	4.8	0.77	1221	5.8		
	327.556	0.59	1258	4.3	0.68	1211	5.1		
	352.811	0.56	1287	4.0	0.65	1239	4.8		
	397.533	0.49	1258	3.5	0.56	1211	4.2		
	430.222	0.45	1270	3.3	0.52	1223	3.9		
	522.133	0.37	1270	2.7	0.43	1223	3.2		
562.391	0.31	1128	2.5	0.36	1086	3.0			
633.680	0.30	1220	2.2	0.34	1174	2.7			
718.786	0.24	1128	2.0	0.28	1086	2.3			
809.900	0.23	1220	1.7	0.27	1174	2.1			
GFL07 - 3W □□□ 1C	65.306	2.01	854	21	2.32	822	26		
	72.452	1.84	869	19	2.13	837	23		
	81.636	1.84	979	17	2.13	943	21		
	92.413	1.59	961	15	1.84	925	18		
	104.127	1.59	1082	13	1.84	1042	16		
	113.206	1.41	1040	12	1.63	1001	15		
	127.556	1.41	1171	11	1.63	1128	13		
	147.347	1.19	1140	9.5	1.37	1098	11		
	166.025	1.15	1248	8.4	1.33	1202	10		
	183.285	1.03	1236	7.6	1.19	1190	9.2		
	206.519	0.93	1248	6.8	1.07	1202	8.1		
	224.636	0.92	1343	6.2	1.06	1293	7.5		
	253.111	0.76	1258	5.5	0.88	1211	6.6		
	290.706	0.73	1378	4.8	0.84	1327	5.8		
	327.556	0.59	1258	4.3	0.68	1211	5.1		
	352.811	0.60	1378	4.0	0.69	1327	4.8		
	397.533	0.49	1258	3.5	0.56	1211	4.2		
430.222	0.45	1270	3.3	0.52	1223	3.9			
522.133	0.37	1270	2.7	0.43	1223	3.2			
562.391	0.31	1128	2.5	0.36	1086	3.0			
633.680	0.30	1220	2.2	0.34	1174	2.7			
GFL07 - 3W □□□ 1D	65.306	2.07	883	21	2.40	850	26		
	72.452	1.84	869	19	2.13	837	23		
	81.636	1.84	979	17	2.13	943	21		
	92.413	1.59	961	15	1.84	925	18		
	104.127	1.59	1082	13	1.84	1042	16		
	113.206	1.41	1040	12	1.63	1001	15		
	127.556	1.41	1171	11	1.63	1128	13		
	147.347	1.19	1140	9.5	1.37	1098	11		
	166.025	1.15	1248	8.4	1.33	1202	10		
	183.285	1.03	1236	7.6	1.19	1190	9.2		

For dimensions, see page 4-110 onwards.



# Shaft-mounted helical gearbox selection table

## Gearbox with free input shaft



$M_2 \text{ perm} \leq 1378 \text{ Nm}$		GFL07-3W □□□							
Gearbox with free input shaft	i	50 Hz			60 Hz			50 Hz	60 Hz
		$P_{1 \text{ perm}}$	$M_2 \text{ perm}$	$n_2$	$P_{1 \text{ perm}}$	$M_2 \text{ perm}$	$n_2$	Consultation required for mounting position	
		[kW]	[Nm]	[rpm]	[kW]	[Nm]	[rpm]		
		<b><math>n_1 = 700 \text{ rpm}</math></b>			<b><math>n_1 = 840 \text{ rpm}</math></b>				
GFL07 - 3W □□□ 1B	65.306	0.71	605	11	0.85	605	13		
	72.452	0.73	686	9.7	0.87	686	12		
	81.636	0.73	773	8.6	0.87	773	10		
	92.413	0.71	857	7.6	0.85	857	9.1		
	104.127	0.71	965	6.7	0.85	965	8.1		
	147.347	0.50	951	4.8	0.59	951	5.7		
	166.025	0.50	1072	4.2	0.59	1072	5.1		
	183.285	0.42	993	3.8	0.50	993	4.6		
	206.519	0.42	1119	3.4	0.50	1119	4.1		
	224.636	0.42	1217	3.1	0.50	1217	3.7		
	253.111	0.38	1258	2.8	0.46	1258	3.3		
	290.706	0.33	1268	2.4	0.40	1268	2.9		
	327.556	0.29	1258	2.1	0.35	1258	2.6		
	352.811	0.28	1287	2.0	0.34	1287	2.4		
	397.533	0.24	1258	1.8	0.29	1258	2.1		
	430.222	0.23	1270	1.6	0.27	1270	2.0		
	522.133	0.19	1270	1.3	0.22	1270	1.6		
562.391	0.15	1128	1.2	0.18	1128	1.5			
633.680	0.15	1220	1.1	0.18	1220	1.3			
718.786	0.12	1128	1.0	0.14	1128	1.2			
809.900	0.12	1220	0.9	0.14	1220	1.0			
GFL07 - 3W □□□ 1C	65.306	1.00	854	11	1.20	854	13		
	72.452	0.92	869	9.7	1.10	869	12		
	81.636	0.92	979	8.6	1.10	979	10		
	92.413	0.80	961	7.6	0.96	961	9.1		
	104.127	0.80	1082	6.7	0.96	1082	8.1		
	113.206	0.70	1040	6.2	0.85	1040	7.4		
	127.556	0.70	1171	5.5	0.85	1171	6.6		
	147.347	0.59	1140	4.8	0.71	1140	5.7		
	166.025	0.58	1248	4.2	0.69	1248	5.1		
	183.285	0.52	1236	3.8	0.62	1236	4.6		
	206.519	0.46	1248	3.4	0.56	1248	4.1		
	224.636	0.46	1343	3.1	0.55	1343	3.7		
	253.111	0.38	1258	2.8	0.46	1258	3.3		
	290.706	0.36	1378	2.4	0.44	1378	2.9		
	327.556	0.29	1258	2.1	0.35	1258	2.6		
	352.811	0.30	1378	2.0	0.36	1378	2.4		
	397.533	0.24	1258	1.8	0.29	1258	2.1		
430.222	0.23	1270	1.6	0.27	1270	2.0			
522.133	0.19	1270	1.3	0.22	1270	1.6			
562.391	0.15	1128	1.2	0.18	1128	1.5			
633.680	0.15	1220	1.1	0.18	1220	1.3			
GFL07 - 3W □□□ 1D	65.306	1.04	883	11	1.24	883	13		
	72.452	0.92	869	9.7	1.10	869	12		
	81.636	0.92	979	8.6	1.10	979	10		
	92.413	0.80	961	7.6	0.96	961	9.1		
	104.127	0.80	1082	6.7	0.96	1082	8.1		
	113.206	0.70	1040	6.2	0.85	1040	7.4		
	127.556	0.70	1171	5.5	0.85	1171	6.6		
	147.347	0.59	1140	4.8	0.71	1140	5.7		
	166.025	0.58	1248	4.2	0.69	1248	5.1		
	183.285	0.52	1236	3.8	0.62	1236	4.6		
	206.519	0.46	1248	3.4	0.56	1248	4.1		
	224.636	0.46	1343	3.1	0.55	1343	3.7		
253.111	0.38	1258	2.8	0.46	1258	3.3			

For dimensions, see page 4-110 onwards.

# Shaft-mounted helical gearbox selection table

## Gearbox with free input shaft

$M_{2 \text{ perm}} \leq 3107 \text{ Nm}$		GFL09-2W □□□								
Gearbox with free input shaft	i	50 Hz			60 Hz			50 Hz	60 Hz	
		$P_{1 \text{ perm}}$	$M_{2 \text{ perm}}$	$n_2$	$P_{1 \text{ perm}}$	$M_{2 \text{ perm}}$	$n_2$	Consultation required for mounting position		
		[kW]	[Nm]	[rpm]	[kW]	[Nm]	[rpm]			
		<b><math>n_1 = 2800 \text{ rpm}</math></b>			<b><math>n_1 = 3360 \text{ rpm}</math></b>					
GFL09 - 2W □□□ 1E	19.667	14.88	969	142	14.88	807	171		C, D	
	22.164	14.88	1092	126	14.88	910	152		C, D	
	32.667	10.10	1092	86	10.10	910	103		C, D	
	36.815	10.10	1230	76	10.10	1025	91		C, D	
	39.667	8.64	1134	71	8.64	945	85		C, D	
	44.704	8.64	1278	63	8.64	1065	75		C, D	
	51.333	6.94	1178	55	6.94	982	66		C, D	
	57.852	6.94	1328	48	6.94	1107	58		C, D	
	62.300	5.83	1201	45	5.83	1001	54		C, D	
	70.211	5.83	1354	40	5.83	1128	48		C, D	
	78.750	4.70	1225	36	4.70	1021	43		C, D	
	88.750	4.70	1380	32	4.70	1150	38		C, D	
	GFL09 - 2W □□□ 1F	18.407	25.60	1559	152					C, D
19.667		22.50	1464	142					C, D	
22.164		22.50	1650	126					C, D	
24.111		19.36	1545	116					C, D	
27.173		19.36	1741	103					C, D	
32.667		15.17	1640	86					C, D	
36.815		15.17	1848	76					C, D	
39.667		13.01	1708	71					C, D	
44.704		13.01	1925	63					C, D	
51.333		10.44	1774	55					C, D	
57.852		10.44	1999	48					C, D	
62.300		8.72	1797	45					C, D	
70.211		8.72	2025	40					C, D	
GFL09 - 2W □□□ 1G	18.407	33.06	2014	152					C, D	
	19.667	31.98	2082	142					C, D	
	22.164	28.92	2121	126					C, D	
	24.111	27.71	2211	116					C, D	
	27.173	24.99	2247	103					C, D	
	32.667	22.46	2428	86					C, D	
	36.815	20.12	2451	76					C, D	
	39.667	19.22	2523	71					C, D	
	44.704	16.62	2458	63					C, D	
			<b><math>n_1 = 1400 \text{ rpm}</math></b>			<b><math>n_1 = 1680 \text{ rpm}</math></b>				
	GFL09 - 2W □□□ 1E	19.667	9.16	1193	71	10.59	1148	85		
		22.164	9.16	1344	63	10.59	1294	76		
		32.667	6.22	1344	43	7.18	1294	51		
36.815		6.22	1515	38	7.18	1459	46			
39.667		5.32	1396	35	6.14	1344	42			
44.704		5.32	1573	31	6.14	1515	38			
51.333		4.27	1451	27	4.93	1397	33			
57.852		4.27	1635	24	4.93	1574	29			
62.300		3.59	1479	23	4.15	1424	27			
70.211		3.59	1667	20	4.15	1605	24			
78.750		2.89	1508	18	3.34	1452	21			
88.750		2.89	1700	16	3.34	1637	19			
GFL09 - 2W □□□ 1F		9.010	17.46	1041	155	20.18	1003	187		C, D
	9.799	17.46	1133	143	20.18	1091	171		C, D	
	11.167	15.76	1165	125	18.21	1122	150		C, D	
	14.333	17.46	1657	98	20.18	1595	117		C, D	
	16.333	15.76	1704	86	18.21	1641	103		C, D	
	18.407	15.76	1920	76	18.21	1849	91		C, D	
	19.667	13.85	1803	71	16.00	1736	85		C, D	
	22.164	13.85	2031	63	16.00	1956	76		C, D	
	24.111	11.92	1902	58	13.77	1831	70		C, D	
	27.173	11.92	2143	52	13.77	2064	62		C, D	
	32.667	9.34	2020	43	10.79	1945	51		C, D	
	36.815	9.34	2276	38	10.79	2192	46		C, D	
	39.667	8.01	2103	35	9.26	2025	42		C, D	

For dimensions. see page 4-110 onwards.

# Shaft-mounted helical gearbox selection table

## Gearbox with free input shaft



$M_{2 \text{ perm}} \leq 3107 \text{ Nm}$		GFL09-2W □□□								
Gearbox with free input shaft	i	50 Hz			60 Hz			50 Hz	60 Hz	
		$P_{1 \text{ perm}}$	$M_{2 \text{ perm}}$	$n_2$	$P_{1 \text{ perm}}$	$M_{2 \text{ perm}}$	$n_2$	Consultation required for mounting position		
		[kW]	[Nm]	[rpm]	[kW]	[Nm]	[rpm]			
		<b><math>n_1 = 1400 \text{ rpm}</math></b>			<b><math>n_1 = 1680 \text{ rpm}</math></b>					
GFL09 - 2W □□□ 1F	44.704	8.01	2370	31	9.26	2282	38		C, D	
	51.333	6.43	2184	27	7.43	2103	33		C, D	
	57.852	6.43	2461	24	7.43	2370	29		C, D	
	62.300	5.37	2213	23	6.20	2131	27		C, D	
	70.211	5.37	2494	20	6.20	2401	24		C, D	
GFL09 - 2W □□□ 1G	6.864	33.63	1528	204	38.86	1471	245		C, D	
	7.466	33.63	1662	188	38.86	1600	225		C, D	
	9.010	28.48	1698	155	32.91	1635	187		C, D	
	9.799	28.48	1847	143	32.91	1779	171		C, D	
	11.167	26.14	1932	125	30.20	1860	150		C, D	
	12.307	27.29	2223	114	31.54	2141	137		C, D	
	14.333	25.03	2374	98	28.92	2286	117		C, D	
	16.333	22.76	2461	86	26.30	2369	103		C, D	
	18.407	20.35	2479	76	23.52	2388	91		C, D	
	19.667	19.69	2563	71	22.75	2468	85		C, D	
	22.164	17.81	2612	63	20.58	2515	76		C, D	
	24.111	17.06	2722	58	19.71	2621	70		C, D	
	27.173	15.38	2767	52	17.78	2664	62		C, D	
	32.667	13.83	2990	43	15.98	2879	51		C, D	
	36.815	12.38	3018	38	14.31	2906	46		C, D	
39.667	11.83	3107	35	13.68	2992	42		C, D		
44.704	10.23	3027	31	11.82	2915	38		C, D		
GFL09 - 2W □□□ 1H	6.864	45.98	2089	204	53.14	2012	245		C, D	
	7.466	43.64	2156	188	50.43	2077	225		C, D	
	9.010	37.40	2230	155	43.22	2147	187		C, D	
	9.799	35.62	2310	143	41.16	2224	171		C, D	
	11.167	31.16	2303	125	36.01	2218	150		C, D	
	12.307	27.29	2223	114	31.54	2141	137		C, D	
	14.333	25.03	2374	98	28.92	2286	117		C, D	
	16.333	22.76	2461	86	26.30	2369	103		C, D	
	18.407	20.35	2479	76	23.52	2388	91		C, D	
	19.667	19.69	2563	71	22.75	2468	85		C, D	
	22.164	17.81	2612	63	20.58	2515	76		C, D	
	24.111	17.06	2722	58	19.71	2621	70		C, D	
	27.173	15.38	2767	52	17.78	2664	62		C, D	
			<b><math>n_1 = 700 \text{ rpm}</math></b>			<b><math>n_1 = 840 \text{ rpm}</math></b>				
	GFL09 - 2W □□□ 1E	19.667	4.58	1193	36	5.50	1193	43		
22.164		4.58	1344	32	5.50	1344	38			
32.667		3.11	1344	21	3.73	1344	26			
36.815		3.11	1515	19	3.73	1515	23			
39.667		2.66	1396	18	3.19	1396	21			
44.704		2.66	1573	16	3.19	1573	19			
51.333		2.14	1451	14	2.56	1451	16			
57.852		2.14	1635	12	2.56	1635	15			
62.300		1.79	1479	11	2.15	1479	14			
70.211		1.79	1667	10.0	2.15	1667	12			
78.750		1.45	1508	8.9	1.74	1508	11			
88.750		1.45	1700	7.9	1.74	1700	9.5			
GFL09 - 2W □□□ 1F		9.010	8.73	1041	78	10.48	1041	93		
	9.799	8.73	1133	71	10.48	1133	86			
	11.167	7.88	1165	63	9.46	1165	75			
	14.333	8.73	1657	49	10.48	1657	59			
	16.333	7.88	1704	43	9.46	1704	51			
	18.407	7.88	1920	38	9.46	1920	46			
	19.667	6.92	1803	36	8.31	1803	43			
	22.164	6.92	2031	32	8.31	2031	38			
	24.111	5.96	1902	29	7.15	1902	35			
	27.173	5.96	2143	26	7.15	2143	31			
	32.667	4.67	2020	21	5.60	2020	26			
	36.815	4.67	2276	19	5.60	2276	23			

For dimensions. see page 4-110 onwards.

# Shaft-mounted helical gearbox selection table

## Gearbox with free input shaft

$M_2 \text{ perm} \leq 3107 \text{ Nm}$		GFL09-2W □□□							
Gearbox with free input shaft	i	50 Hz			60 Hz			50 Hz	60 Hz
		$P_1 \text{ perm}$	$M_2 \text{ perm}$	$n_2$	$P_1 \text{ perm}$	$M_2 \text{ perm}$	$n_2$	Consultation required for mounting position	
		[kW]	[Nm]	[rpm]	[kW]	[Nm]	[rpm]		
		<b><math>n_1 = 700 \text{ rpm}</math></b>			<b><math>n_1 = 840 \text{ rpm}</math></b>				
GFL09 - 2W □□□ 1F	39.667	4.01	2103	18	4.81	2103	21		
	44.704	4.01	2370	16	4.81	2370	19		
	51.333	3.21	2184	14	3.86	2184	16		
	57.852	3.21	2461	12	3.86	2461	15		
	62.300	2.68	2213	11	3.22	2213	14		
	70.211	2.68	2494	10.0	3.22	2494	12		
GFL09 - 2W □□□ 1G	6.864	16.81	1528	102	20.18	1528	122		
	7.466	16.81	1662	94	20.18	1662	113		
	9.010	14.24	1698	78	17.09	1698	93		
	9.799	14.24	1847	71	17.09	1847	86		
	11.167	13.07	1932	63	15.68	1932	75		
	12.307	13.65	2223	57	16.38	2223	68		
	14.333	12.51	2374	49	15.02	2374	59		
	16.333	11.38	2461	43	13.66	2461	51		
	18.407	10.18	2479	38	12.21	2479	46		
	19.667	9.85	2563	36	11.81	2563	43		
	22.164	8.90	2612	32	10.68	2612	38		
	24.111	8.53	2722	29	10.23	2722	35		
	27.173	7.69	2767	26	9.23	2767	31		
	32.667	6.91	2990	21	8.30	2990	26		
	36.815	6.19	3018	19	7.43	3018	23		
39.667	5.92	3107	18	7.10	3107	21			
44.704	5.12	3027	16	6.14	3027	19			
GFL09 - 2W □□□ 1H	6.864	22.99	2089	102	27.59	2089	122		
	7.466	21.82	2156	94	26.19	2156	113		
	9.010	18.70	2230	78	22.44	2230	93		
	9.799	17.81	2310	71	21.37	2310	86		
	11.167	15.58	2303	63	18.70	2303	75		
	12.307	13.65	2223	57	16.38	2223	68		
	14.333	12.51	2374	49	15.02	2374	59		
	16.333	11.38	2461	43	13.66	2461	51		
	18.407	10.18	2479	38	12.21	2479	46		
	19.667	9.85	2563	36	11.81	2563	43		
	22.164	8.90	2612	32	10.68	2612	38		
	24.111	8.53	2722	29	10.23	2722	35		
27.173	7.69	2767	26	9.23	2767	31			

For dimensions, see page 4-110 onwards.

# Shaft-mounted helical gearbox selection table

## Gearbox with free input shaft



$M_2 \text{ perm} \leq 3170 \text{ Nm}$		GFL09-3W □□□							
Gearbox with free input shaft	i	50 Hz			60 Hz			50 Hz	60 Hz
		$P_1 \text{ perm}$	$M_2 \text{ perm}$	$n_2$	$P_1 \text{ perm}$	$M_2 \text{ perm}$	$n_2$	Consultation required for mounting position	
		[kW]	[Nm]	[rpm]	[kW]	[Nm]	[rpm]		
		<b><math>n_1 = 1400 \text{ rpm}</math></b>			<b><math>n_1 = 1680 \text{ rpm}</math></b>				
GFL09 - 3W □□□ 1C	63.326	2.47	1019	22	2.85	981	27		
	93.333	2.47	1502	15	2.85	1446	18		
	105.185	2.47	1692	13	2.85	1629	16		
	148.815	1.71	1654	9.4	1.97	1593	11		
	167.712	1.71	1864	8.4	1.97	1795	10		
	185.111	1.43	1720	7.6	1.65	1656	9.1		
	208.617	1.43	1939	6.7	1.65	1867	8.1		
	224.778	1.43	2089	6.2	1.65	2011	7.5		
	253.321	1.43	2354	5.5	1.65	2267	6.6		
	290.889	1.10	2087	4.8	1.27	2010	5.8		
	327.827	1.10	2352	4.3	1.27	2265	5.1		
	353.033	0.95	2197	4.0	1.10	2116	4.8		
	397.863	0.95	2476	3.5	1.10	2385	4.2		
	424.247	0.98	2724	3.3	1.14	2623	4.0		
	514.881	0.81	2724	2.7	0.94	2623	3.3		
	554.470	0.58	2113	2.5	0.68	2034	3.0		
	624.879	0.56	2273	2.2	0.64	2189	2.7		
700.875	0.46	2113	2.0	0.53	2034	2.4			
789.875	0.44	2273	1.8	0.51	2189	2.1			
GFL09 - 3W □□□ 1D	63.326	3.66	1510	22	4.23	1454	27		
	73.173	3.18	1517	19	3.68	1461	23		
	82.465	3.18	1710	17	3.68	1647	20		
	93.333	2.78	1692	15	3.21	1629	18		
	105.185	2.78	1907	13	3.21	1836	16		
	114.333	2.48	1847	12	2.86	1779	15		
	128.852	2.48	2082	11	2.86	2004	13		
	148.815	2.12	2053	9.4	2.45	1977	11		
	167.712	2.12	2314	8.4	2.45	2228	10		
	185.111	1.85	2231	7.6	2.14	2149	9.1		
	208.617	1.85	2515	6.7	2.14	2422	8.1		
	224.778	1.64	2407	6.2	1.90	2317	7.5		
	253.321	1.64	2712	5.5	1.90	2612	6.6		
	290.889	1.39	2640	4.8	1.61	2542	5.8		
	327.827	1.39	2975	4.3	1.61	2865	5.1		
	353.033	1.22	2813	4.0	1.41	2709	4.8		
	397.863	1.22	3170	3.5	1.41	3053	4.2		
424.247	0.98	2724	3.3	1.14	2623	4.0			
514.881	0.81	2724	2.7	0.94	2623	3.3			
554.470	0.58	2113	2.5	0.68	2034	3.0			
624.879	0.56	2273	2.2	0.64	2189	2.7			
GFL09 - 3W □□□ 1E	63.326	3.66	1510	22	4.23	1454	27		
	73.173	3.18	1517	19	3.68	1461	23		
	82.465	3.18	1710	17	3.68	1647	20		
	93.333	2.78	1692	15	3.21	1629	18		
	105.185	2.78	1907	13	3.21	1836	16		
	114.333	2.48	1847	12	2.86	1779	15		
	128.852	2.48	2082	11	2.86	2004	13		
	148.815	2.12	2053	9.4	2.45	1977	11		
	167.712	2.12	2314	8.4	2.45	2228	10		
	185.111	1.85	2231	7.6	2.14	2149	9.1		
GFL09 - 3W □□□ 1F	63.326	3.66	1510	22	4.23	1454	27	C, D	
	73.173	3.18	1517	19	3.68	1461	23	C, D	
	82.465	3.18	1710	17	3.68	1647	20	C, D	
	93.333	2.78	1692	15	3.21	1629	18	C, D	
	105.185	2.78	1907	13	3.21	1836	16	C, D	
	114.333	2.48	1847	12	2.86	1779	15	C, D	

For dimensions, see page 4-110 onwards.

# Shaft-mounted helical gearbox selection table

## Gearbox with free input shaft

$M_2 \text{ perm} \leq 3170 \text{ Nm}$		GFL09-3W □□□							
Gearbox with free input shaft	i	50 Hz			60 Hz			50 Hz	60 Hz
		$P_1 \text{ perm}$	$M_2 \text{ perm}$	$n_2$	$P_1 \text{ perm}$	$M_2 \text{ perm}$	$n_2$	Consultation required for mounting position	
		[kW]	[Nm]	[rpm]	[kW]	[Nm]	[rpm]		
		<b><math>n_1 = 700 \text{ rpm}</math></b>			<b><math>n_1 = 840 \text{ rpm}</math></b>				
GFL09 - 3W □□□ 1C	63.326	1.23	1019	11	1.48	1019	13		
	93.333	1.23	1502	7.5	1.48	1502	9.0		
	105.185	1.23	1692	6.7	1.48	1692	8.0		
	148.815	0.85	1654	4.7	1.02	1654	5.6		
	167.712	0.85	1864	4.2	1.02	1864	5.0		
	185.111	0.71	1720	3.8	0.86	1720	4.5		
	208.617	0.71	1939	3.4	0.86	1939	4.0		
	224.778	0.71	2089	3.1	0.86	2089	3.7		
	253.321	0.71	2354	2.8	0.86	2354	3.3		
	290.889	0.55	2087	2.4	0.66	2087	2.9		
	327.827	0.55	2352	2.1	0.66	2352	2.6		
	353.033	0.48	2197	2.0	0.57	2197	2.4		
	397.863	0.48	2476	1.8	0.57	2476	2.1		
	424.247	0.49	2724	1.7	0.59	2724	2.0		
	514.881	0.41	2724	1.4	0.49	2724	1.6		
	554.470	0.29	2113	1.3	0.35	2113	1.5		
624.879	0.28	2273	1.1	0.33	2273	1.3			
700.875	0.23	2113	1.0	0.28	2113	1.2			
789.875	0.22	2273	0.9	0.26	2273	1.1			
GFL09 - 3W □□□ 1D	63.326	1.83	1510	11	2.19	1510	13		
	73.173	1.59	1517	9.6	1.91	1517	12		
	82.465	1.59	1710	8.5	1.91	1710	10		
	93.333	1.39	1692	7.5	1.67	1692	9.0		
	105.185	1.39	1907	6.7	1.67	1907	8.0		
	114.333	1.24	1847	6.1	1.49	1847	7.4		
	128.852	1.24	2082	5.4	1.49	2082	6.5		
	148.815	1.06	2053	4.7	1.27	2053	5.6		
	167.712	1.06	2314	4.2	1.27	2314	5.0		
	185.111	0.92	2231	3.8	1.11	2231	4.5		
	208.617	0.92	2515	3.4	1.11	2515	4.0		
	224.778	0.82	2407	3.1	0.99	2407	3.7		
	253.321	0.82	2712	2.8	0.99	2712	3.3		
	290.889	0.70	2640	2.4	0.84	2640	2.9		
	327.827	0.70	2975	2.1	0.84	2975	2.6		
	353.033	0.61	2813	2.0	0.73	2813	2.4		
397.863	0.61	3170	1.8	0.73	3170	2.1			
424.247	0.49	2724	1.7	0.59	2724	2.0			
514.881	0.41	2724	1.4	0.49	2724	1.6			
554.470	0.29	2113	1.3	0.35	2113	1.5			
624.879	0.28	2273	1.1	0.33	2273	1.3			
GFL09 - 3W □□□ 1E	63.326	1.83	1510	11	2.19	1510	13		
	73.173	1.59	1517	9.6	1.91	1517	12		
	82.465	1.59	1710	8.5	1.91	1710	10		
	93.333	1.39	1692	7.5	1.67	1692	9.0		
	105.185	1.39	1907	6.7	1.67	1907	8.0		
	114.333	1.24	1847	6.1	1.49	1847	7.4		
	128.852	1.24	2082	5.4	1.49	2082	6.5		
	148.815	1.06	2053	4.7	1.27	2053	5.6		
	167.712	1.06	2314	4.2	1.27	2314	5.0		
	185.111	0.92	2231	3.8	1.11	2231	4.5		
	208.617	0.92	2515	3.4	1.11	2515	4.0		
	224.778	0.82	2407	3.1	0.99	2407	3.7		
	253.321	0.82	2712	2.8	0.99	2712	3.3		
	290.889	0.70	2640	2.4	0.84	2640	2.9		
	327.827	0.70	2975	2.1	0.84	2975	2.6		
	353.033	0.61	2813	2.0	0.73	2813	2.4		
397.863	0.61	3170	1.8	0.73	3170	2.1			
424.247	0.49	2724	1.7	0.59	2724	2.0			
514.881	0.41	2724	1.4	0.49	2724	1.6			
554.470	0.29	2113	1.3	0.35	2113	1.5			
624.879	0.28	2273	1.1	0.33	2273	1.3			
GFL09 - 3W □□□ 1F	63.326	1.83	1510	11	2.19	1510	13		
	73.173	1.59	1517	9.6	1.91	1517	12		
	82.465	1.59	1710	8.5	1.91	1710	10		
	93.333	1.39	1692	7.5	1.67	1692	9.0		
	105.185	1.39	1907	6.7	1.67	1907	8.0		
	114.333	1.24	1847	6.1	1.49	1847	7.4		
	128.852	1.24	2082	5.4	1.49	2082	6.5		

For dimensions, see page 4-110 onwards.

# Shaft-mounted helical gearbox selection table

## Gearbox with free input shaft



$M_2 \text{ perm} \leq 5159 \text{ Nm}$		GFL11-2W □□□							
Gearbox with free input shaft	i	50 Hz			60 Hz			50 Hz	60 Hz
		$P_1 \text{ perm}$	$M_2 \text{ perm}$	$n_2$	$P_1 \text{ perm}$	$M_2 \text{ perm}$	$n_2$	Consultation required for mounting position	
		[kW]	[Nm]	[rpm]	[kW]	[Nm]	[rpm]		
GFL11 - 2W □□□ 1F	20.286 22.857 32.739 36.889 40.233 45.333 52.067 58.667 63.190 71.200 79.875 90.000	<b><math>n_1 = 2800 \text{ rpm}</math></b>			<b><math>n_1 = 3360 \text{ rpm}</math></b>				
		27.29	1832	138				C, D	
		27.29	2064	123				C, D	
		18.99	2057	86				C, D	
		18.99	2318	76				C, D	
		15.87	2113	70				C, D	
		15.87	2381	62				C, D	
		12.75	2197	54				C, D	
		12.75	2476	48				C, D	
		10.65	2226	44				C, D	
		10.65	2508	39				C, D	
8.54	2257	35				C, D			
8.54	2543	31				C, D			
GFL11 - 2W □□□ 1G	17.920 20.286 22.857 24.850 28.000 32.739 36.889 40.233 45.333 52.067 58.667 63.190 71.200	51.89	3077	156				C, D	
		45.34	3044	138				C, D	
		43.35	3279	123				C, D	
		39.08	3213	113				C, D	
		37.37	3462	100				C, D	
		31.50	3413	86				C, D	
		30.61	3737	76				C, D	
		26.41	3517	70				C, D	
		26.41	3963	62				C, D	
		21.23	3658	54				C, D	
		21.23	4121	48				C, D	
17.78	3719	44				C, D			
17.78	4190	39				C, D			
GFL11 - 2W □□□ 1F	20.286 22.857 32.739 36.889 40.233 45.333 52.067 58.667 63.190 71.200 79.875 90.000	<b><math>n_1 = 1400 \text{ rpm}</math></b>			<b><math>n_1 = 1680 \text{ rpm}</math></b>				
		16.80	2255	69	19.41	2172	83		C, D
		16.80	2541	61	19.41	2447	74		C, D
		11.69	2533	43	13.51	2439	51		C, D
		11.69	2854	38	13.51	2748	46		C, D
		9.77	2602	35	11.29	2506	42		C, D
		9.77	2932	31	11.29	2823	37		C, D
		7.85	2705	27	9.07	2605	32		C, D
		7.85	3048	24	9.07	2935	29		C, D
		6.55	2741	22	7.57	2639	27		C, D
		6.55	3089	20	7.57	2974	24		C, D
5.26	2779	18	6.07	2676	21		C, D		
5.26	3131	16	6.07	3015	19		C, D		
GFL11 - 2W □□□ 1G	10.720 15.904 17.920 20.286 22.857 24.850 28.000 32.739 36.889 40.233 45.333 52.067 58.667 63.190 71.200	32.97	2339	131	38.10	2252	157		C, D
		32.97	3470	88	38.10	3342	106		C, D
		31.95	3789	78	36.91	3648	94		C, D
		27.91	3747	69	32.25	3608	83		C, D
		26.69	4037	61	30.83	3887	74		C, D
		24.06	3956	56	27.80	3810	68		C, D
		23.01	4263	50	26.58	4105	60		C, D
		19.39	4202	43	22.41	4047	51		C, D
		18.84	4601	38	21.78	4430	46		C, D
		16.26	4330	35	18.79	4170	42		C, D
		16.26	4879	31	18.79	4698	37		C, D
13.07	4504	27	15.10	4337	32		C, D		
13.07	5074	24	15.10	4886	29		C, D		
10.95	4579	22	12.65	4409	27		C, D		
10.95	5159	20	12.65	4968	24		C, D		
GFL11 - 2W □□□ 1H	6.864 7.466 9.010 9.799 10.720 12.480 14.538	64.96	2951	204	75.06	2841	245		C, D
		64.96	3210	188	75.06	3091	225		C, D
		57.55	3432	155	66.50	3305	187		C, D
		57.55	3733	143	66.50	3594	171		C, D
		53.81	3818	131	62.18	3676	157		C, D
		41.97	3466	112	48.49	3338	135		C, D
		38.64	3718	96	44.65	3580	116		C, D

For dimensions. see page 4-110 onwards.

# Shaft-mounted helical gearbox selection table

## Gearbox with free input shaft

$M_2 \text{ perm} \leq 5159 \text{ Nm}$		GFL11-2W □□□							
Gearbox with free input shaft	i	50 Hz			60 Hz			50 Hz	60 Hz
		$P_1 \text{ perm}$	$M_2 \text{ perm}$	$n_2$	$P_1 \text{ perm}$	$M_2 \text{ perm}$	$n_2$	Consultation required for mounting position	
		[kW]	[Nm]	[rpm]	[kW]	[Nm]	[rpm]		
		<b><math>n_1 = 1400 \text{ rpm}</math></b>			<b><math>n_1 = 1680 \text{ rpm}</math></b>				
GFL11 - 2W □□□ 1H	15.904	36.10	3800	88	41.72	3659	106		C, D
	17.920	31.95	3789	78	36.91	3648	94		C, D
	20.286	30.13	4045	69	34.81	3895	83		C, D
	22.857	26.69	4037	61	30.83	3887	74		C, D
	24.850	25.95	4268	56	29.99	4110	68		C, D
	28.000	23.01	4263	50	26.58	4105	60		C, D
	32.739	21.24	4603	43	24.55	4432	51		C, D
	36.889	18.84	4601	38	21.78	4430	46		C, D
	40.233	18.33	4882	35	21.19	4701	42		C, D
	45.333	16.27	4881	31	18.80	4700	37		C, D
GFL11 - 2W □□□ 1K	6.864	74.06	3364	204	85.57	3240	245		C, D
	7.466	71.50	3533	188	82.62	3402	225		C, D
	9.010	62.66	3736	155	72.40	3598	187		C, D
	9.799	58.09	3767	143	67.12	3628	171		C, D
	10.720	53.81	3818	131	62.18	3676	157		C, D
	12.480	41.97	3466	112	48.49	3338	135		C, D
	14.538	38.64	3718	96	44.65	3580	116		C, D
	15.904	36.10	3800	88	41.72	3659	106		C, D
	17.920	31.95	3789	78	36.91	3648	94		C, D
	20.286	30.13	4045	69	34.81	3895	83		C, D
	22.857	26.69	4037	61	30.83	3887	74		C, D
	24.850	25.95	4268	56	29.99	4110	68		C, D
	28.000	23.01	4263	50	26.58	4105	60		C, D
		<b><math>n_1 = 700 \text{ rpm}</math></b>			<b><math>n_1 = 840 \text{ rpm}</math></b>				
GFL11 - 2W □□□ 1F	20.286	8.40	2255	35	10.08	2255	41		
	22.857	8.40	2541	31	10.08	2541	37		
	32.739	5.84	2533	21	7.01	2533	26		
	36.889	5.84	2854	19	7.01	2854	23		
	40.233	4.89	2602	17	5.86	2602	21		
	45.333	4.89	2932	15	5.86	2932	19		
	52.067	3.93	2705	13	4.71	2705	16		
	58.667	3.93	3048	12	4.71	3048	14		
	63.190	3.28	2741	11	3.93	2741	13		
	71.200	3.28	3089	9.8	3.93	3089	12		
	79.875	2.63	2779	8.8	3.15	2779	11		
	90.000	2.63	3131	7.8	3.15	3131	9.3		
GFL11 - 2W □□□ 1G	10.720	16.48	2339	65	19.78	2339	78		
	15.904	16.48	3470	44	19.78	3470	53		
	17.920	15.97	3789	39	19.17	3789	47		
	20.286	13.96	3747	35	16.75	3747	41		
	22.857	13.34	4037	31	16.01	4037	37		
	24.850	12.03	3956	28	14.43	3956	34		
	28.000	11.50	4263	25	13.80	4263	30		
	32.739	9.70	4202	21	11.64	4202	26		
	36.889	9.42	4601	19	11.31	4601	23		
	40.233	8.13	4330	17	9.76	4330	21		
	45.333	8.13	4879	15	9.76	4879	19		
	52.067	6.53	4504	13	7.84	4504	16		
	58.667	6.53	5074	12	7.84	5074	14		
	63.190	5.47	4579	11	6.57	4579	13		
	71.200	5.47	5159	9.8	6.57	5159	12		
GFL11 - 2W □□□ 1H	6.864	32.48	2951	102	38.97	2951	122		
	7.466	32.48	3210	94	38.97	3210	113		
	9.010	28.78	3432	78	34.53	3432	93		
	9.799	28.78	3733	71	34.53	3733	86		
	10.720	26.91	3818	65	32.29	3818	78		
	12.480	20.98	3466	56	25.18	3466	67		
	14.538	19.32	3718	48	23.19	3718	58		
	15.904	18.05	3800	44	21.66	3800	53		
	17.920	15.97	3789	39	19.17	3789	47		

For dimensions. see page 4-110 onwards.



# Shaft-mounted helical gearbox selection table

Gearbox with free input shaft



$M_{2 \text{ perm}} \leq 5159 \text{ Nm}$		GFL11-2W □□□							
Gearbox with free input shaft	i	50 Hz			60 Hz			50 Hz	60 Hz
		$P_{1 \text{ perm}}$	$M_{2 \text{ perm}}$	$n_2$	$P_{1 \text{ perm}}$	$M_{2 \text{ perm}}$	$n_2$	Consultation required for mounting position	
		[kW]	[Nm]	[rpm]	[kW]	[Nm]	[rpm]		
		<b><math>n_1 = 700 \text{ rpm}</math></b>			<b><math>n_1 = 840 \text{ rpm}</math></b>				
GFL11 - 2W □□□ 1H	20.286	15.06	4045	35	18.08	4045	41		
	22.857	13.34	4037	31	16.01	4037	37		
	24.850	12.97	4268	28	15.57	4268	34		
	28.000	11.50	4263	25	13.80	4263	30		
	32.739	10.62	4603	21	12.75	4603	26		
	36.889	9.42	4601	19	11.31	4601	23		
	40.233	9.17	4882	17	11.00	4882	21		
	45.333	8.13	4881	15	9.76	4881	19		
GFL11 - 2W □□□ 1K	6.864	37.03	3364	102	44.43	3364	122		
	7.466	35.75	3533	94	42.90	3533	113		
	9.010	31.33	3736	78	37.59	3736	93		
	9.799	29.04	3767	71	34.85	3767	86		
	10.720	26.91	3818	65	32.29	3818	78		
	12.480	20.98	3466	56	25.18	3466	67		
	14.538	19.32	3718	48	23.19	3718	58		
	15.904	18.05	3800	44	21.66	3800	53		
	17.920	15.97	3789	39	19.17	3789	47		
	20.286	15.06	4045	35	18.08	4045	41		
	22.857	13.34	4037	31	16.01	4037	37		
	24.850	12.97	4268	28	15.57	4268	34		
	28.000	11.50	4263	25	13.80	4263	30		

For dimensions. see page 4-110 onwards.

# Shaft-mounted helical gearbox selection table

## Gearbox with free input shaft

$M_2 \text{ perm} \leq 5952 \text{ Nm}$		GFL11-3W □□□								
Gearbox with free input shaft	i	50 Hz			60 Hz			50 Hz	60 Hz	
		$P_1 \text{ perm}$	$M_2 \text{ perm}$	$n_2$	$P_1 \text{ perm}$	$M_2 \text{ perm}$	$n_2$	Consultation required for mounting position		
		[kW]	[Nm]	[rpm]	[kW]	[Nm]	[rpm]			
		<b><math>n_1 = 1400 \text{ rpm}</math></b>			<b><math>n_1 = 1680 \text{ rpm}</math></b>					
GFL11 - 3W □□□ 1D	65.306	4.54	1932	21	5.24	1861	26			
	93.540	4.54	2768	15	5.24	2665	18			
	105.397	4.54	3118	13	5.24	3003	16			
	149.144	3.18	3094	9.4	3.68	2980	11			
	168.049	3.18	3487	8.3	3.68	3357	10.0			
	182.792	2.74	3268	7.7	3.17	3147	9.2			
	205.963	2.74	3683	6.8	3.17	3546	8.2			
	224.636	2.74	4017	6.2	3.17	3868	7.5			
	253.111	2.74	4526	5.5	3.17	4358	6.6			
	267.259	2.93	5106	5.2	3.39	4916	6.3			
	327.556	2.59	5523	4.3	2.99	5318	5.1			
	358.077	1.81	4219	3.9	2.09	4062	4.7			
	403.467	1.81	4753	3.5	2.09	4577	4.2			
	430.222	2.12	5942	3.3	2.45	5722	3.9			
	522.133	1.75	5942	2.7	2.02	5722	3.2			
	562.391	1.45	5319	2.5	1.68	5122	3.0			
	633.680	1.41	5844	2.2	1.63	5627	2.7			
710.887	1.15	5319	2.0	1.33	5122	2.4				
801.000	1.12	5844	1.8	1.29	5627	2.1				
GFL11 - 3W □□□ 1E	65.306	6.79	2891	21	7.85	2784	26			
	73.335	6.01	2875	19	6.95	2769	23			
	82.631	6.01	3240	17	6.95	3119	20			
	93.540	5.26	3206	15	6.08	3087	18			
	105.397	5.26	3613	13	6.08	3479	16			
	114.586	4.69	3501	12	5.42	3371	15			
	129.111	4.69	3945	11	5.42	3799	13			
	149.144	4.00	3894	9.4	4.63	3749	11			
	168.049	4.00	4387	8.3	4.63	4225	10.0			
	182.792	3.55	4232	7.7	4.10	4076	9.2			
	205.963	3.55	4769	6.8	4.10	4592	8.2			
	224.636	3.09	4523	6.2	3.57	4356	7.5			
	253.111	3.09	5097	5.5	3.57	4908	6.6			
	267.259	2.93	5106	5.2	3.39	4916	6.3			
	327.556	2.59	5523	4.3	2.99	5318	5.1			
	358.077	2.26	5283	3.9	2.61	5087	4.7			
	403.467	2.26	5952	3.5	2.61	5732	4.2			
430.222	2.12	5942	3.3	2.45	5722	3.9				
522.133	1.75	5942	2.7	2.02	5722	3.2				
562.391	1.45	5319	2.5	1.68	5122	3.0				
633.680	1.41	5844	2.2	1.63	5627	2.7				
GFL11 - 3W □□□ 1F	65.306	6.79	2891	21	7.85	2784	26		C, D	
	73.335	6.01	2875	19	6.95	2769	23		C, D	
	82.631	6.01	3240	17	6.95	3119	20		C, D	
	93.540	5.26	3206	15	6.08	3087	18		C, D	
	105.397	5.26	3613	13	6.08	3479	16		C, D	
	114.586	4.69	3501	12	5.42	3371	15		C, D	
	129.111	4.69	3945	11	5.42	3799	13		C, D	
	149.144	4.00	3894	9.4	4.63	3749	11		C, D	
	168.049	4.00	4387	8.3	4.63	4225	10.0		C, D	
	182.792	3.55	4232	7.7	4.10	4076	9.2		C, D	
	205.963	3.55	4769	6.8	4.10	4592	8.2		C, D	
	224.636	3.09	4523	6.2	3.57	4356	7.5		C, D	
	253.111	3.09	5097	5.5	3.57	4908	6.6		C, D	
	267.259	2.93	5106	5.2	3.39	4916	6.3		C, D	
	327.556	2.59	5523	4.3	2.99	5318	5.1		C, D	
	GFL11 - 3W □□□ 1G	65.306	6.79	2891	21	7.85	2784	26		C, D
		73.335	6.01	2875	19	6.95	2769	23		C, D
82.631		6.01	3240	17	6.95	3119	20		C, D	
93.540		5.26	3206	15	6.08	3087	18		C, D	
105.397		5.26	3613	13	6.08	3479	16		C, D	
114.586		4.69	3501	12	5.42	3371	15		C, D	
129.111		4.69	3945	11	5.42	3799	13		C, D	

For dimensions. see page 4-110 onwards.

# Shaft-mounted helical gearbox selection table

## Gearbox with free input shaft



$M_2 \text{ perm} \leq 5952 \text{ Nm}$		GFL11-3W □□□								
Gearbox with free input shaft	i	50 Hz			60 Hz			50 Hz	60 Hz	
		$P_1 \text{ perm}$	$M_2 \text{ perm}$	$n_2$	$P_1 \text{ perm}$	$M_2 \text{ perm}$	$n_2$	Consultation required for mounting position		
		[kW]	[Nm]	[rpm]	[kW]	[Nm]	[rpm]			
		<b><math>n_1 = 700 \text{ rpm}</math></b>			<b><math>n_1 = 840 \text{ rpm}</math></b>					
GFL11 - 3W □□□ 1D	65.306	2.27	1932	11	2.72	1932	13			
	93.540	2.27	2768	7.5	2.72	2768	9.0			
	105.397	2.27	3118	6.6	2.72	3118	8.0			
	149.144	1.59	3094	4.7	1.91	3094	5.6			
	168.049	1.59	3487	4.2	1.91	3487	5.0			
	182.792	1.37	3268	3.8	1.65	3268	4.6			
	205.963	1.37	3683	3.4	1.65	3683	4.1			
	224.636	1.37	4017	3.1	1.65	4017	3.7			
	253.111	1.37	4526	2.8	1.65	4526	3.3			
	267.259	1.47	5106	2.6	1.76	5106	3.1			
	327.556	1.29	5523	2.1	1.55	5523	2.6			
	358.077	0.90	4219	2.0	1.08	4219	2.4			
	403.467	0.90	4753	1.7	1.08	4753	2.1			
	430.222	1.06	5942	1.6	1.27	5942	2.0			
	522.133	0.87	5942	1.3	1.05	5942	1.6			
	562.391	0.73	5319	1.2	0.87	5319	1.5			
	633.680	0.71	5844	1.1	0.85	5844	1.3			
710.887	0.57	5319	1.0	0.69	5319	1.2				
801.000	0.56	5844	0.9	0.67	5844	1.1				
GFL11 - 3W □□□ 1E	65.306	3.40	2891	11	4.07	2891	13			
	73.335	3.01	2875	9.6	3.61	2875	12			
	82.631	3.01	3240	8.5	3.61	3240	10			
	93.540	2.63	3206	7.5	3.15	3206	9.0			
	105.397	2.63	3613	6.6	3.15	3613	8.0			
	114.586	2.34	3501	6.1	2.81	3501	7.3			
	129.111	2.34	3945	5.4	2.81	3945	6.5			
	149.144	2.00	3894	4.7	2.40	3894	5.6			
	168.049	2.00	4387	4.2	2.40	4387	5.0			
	182.792	1.78	4232	3.8	2.13	4232	4.6			
	205.963	1.78	4769	3.4	2.13	4769	4.1			
	224.636	1.54	4523	3.1	1.85	4523	3.7			
	253.111	1.54	5097	2.8	1.85	5097	3.3			
	267.259	1.47	5106	2.6	1.76	5106	3.1			
	327.556	1.29	5523	2.1	1.55	5523	2.6			
	358.077	1.13	5283	2.0	1.36	5283	2.4			
	403.467	1.13	5952	1.7	1.36	5952	2.1			
430.222	1.06	5942	1.6	1.27	5942	2.0				
522.133	0.87	5942	1.3	1.05	5942	1.6				
562.391	0.73	5319	1.2	0.87	5319	1.5				
633.680	0.71	5844	1.1	0.85	5844	1.3				
GFL11 - 3W □□□ 1F	65.306	3.40	2891	11	4.07	2891	13			
	73.335	3.01	2875	9.6	3.61	2875	12			
	82.631	3.01	3240	8.5	3.61	3240	10			
	93.540	2.63	3206	7.5	3.15	3206	9.0			
	105.397	2.63	3613	6.6	3.15	3613	8.0			
	114.586	2.34	3501	6.1	2.81	3501	7.3			
	129.111	2.34	3945	5.4	2.81	3945	6.5			
	149.144	2.00	3894	4.7	2.40	3894	5.6			
	168.049	2.00	4387	4.2	2.40	4387	5.0			
	182.792	1.78	4232	3.8	2.13	4232	4.6			
	205.963	1.78	4769	3.4	2.13	4769	4.1			
	224.636	1.54	4523	3.1	1.85	4523	3.7			
	253.111	1.54	5097	2.8	1.85	5097	3.3			
	267.259	1.47	5106	2.6	1.76	5106	3.1			
	327.556	1.29	5523	2.1	1.55	5523	2.6			
	GFL11 - 3W □□□ 1G	65.306	3.40	2891	11	4.07	2891	13		
		73.335	3.01	2875	9.6	3.61	2875	12		
82.631		3.01	3240	8.5	3.61	3240	10			
93.540		2.63	3206	7.5	3.15	3206	9.0			
105.397		2.63	3613	6.6	3.15	3613	8.0			
114.586		2.34	3501	6.1	2.81	3501	7.3			
129.111		2.34	3945	5.4	2.81	3945	6.5			

For dimensions. see page 4-110 onwards.

# Shaft-mounted helical gearbox selection table

## Gearbox with free input shaft

$M_2 \text{ perm} \leq 11344 \text{ Nm}$		GFL14-2W □□□							
Gearbox with free input shaft	i	50 Hz			60 Hz			50 Hz	60 Hz
		$P_1 \text{ perm}$	$M_2 \text{ perm}$	$n_2$	$P_1 \text{ perm}$	$M_2 \text{ perm}$	$n_2$	Consultation required for mounting position	
		[kW]	[Nm]	[rpm]	[kW]	[Nm]	[rpm]		
GFL14 - 2W □□□ 1G		<b><math>n_1 = 2800 \text{ rpm}</math></b>			<b><math>n_1 = 3360 \text{ rpm}</math></b>				
	32.344	38.05	4073	87				C, D	
	36.444	38.05	4589	77				C, D	
	39.642	32.55	4270	71				C, D	
	44.667	32.55	4811	63				C, D	
	52.067	25.66	4420	54				C, D	
	58.667	25.66	4981	48				C, D	
	63.190	21.50	4497	44				C, D	
	71.200	21.50	5067	39				C, D	
	79.875	17.32	4577	35				C, D	
90.000	17.32	5157	31				C, D		
GFL14 - 2W □□□ 1G		<b><math>n_1 = 1400 \text{ rpm}</math></b>			<b><math>n_1 = 1680 \text{ rpm}</math></b>				
	32.344	23.43	5015	43	27.07	4829	52	C, D	
	36.444	23.43	5650	38	27.07	5441	46	C, D	
	39.642	20.04	5258	35	23.16	5063	42	C, D	
	44.667	20.04	5924	31	23.16	5705	38	C, D	
	52.067	15.79	5443	27	18.25	5241	32	C, D	
	58.667	15.79	6133	24	18.25	5905	29	C, D	
	63.190	13.24	5537	22	15.30	5332	27	C, D	
	71.200	13.24	6239	20	15.30	6007	24	C, D	
	79.875	10.66	5636	18	12.32	5427	21	C, D	
90.000	10.66	6350	16	12.32	6115	19	C, D		
GFL14 - 2W □□□ 1H	8.800	66.36	3865	159	76.68	3721	191	C, D	
	9.571	66.36	4204	146	76.68	4048	176	C, D	
	14.200	66.36	6236	99	76.68	6005	118	C, D	
	15.620	64.96	6715	90	75.06	6466	108	C, D	
	17.600	64.96	7566	80	75.06	7286	96	C, D	
	19.948	56.04	7399	70	64.76	7125	84	C, D	
	22.476	56.04	8337	62	64.76	8028	75	C, D	
	24.456	48.38	7830	57	55.90	7540	69	C, D	
	27.556	48.38	8823	51	55.90	8496	61	C, D	
	32.344	38.76	8297	43	44.79	7990	52	C, D	
	36.444	38.76	9349	38	44.79	9002	46	C, D	
	39.642	33.15	8696	35	38.30	8374	42	C, D	
	44.667	33.15	9798	31	38.30	9435	38	C, D	
	52.067	26.09	8992	27	30.15	8659	32	C, D	
	58.667	26.09	10132	24	30.15	9756	29	C, D	
	63.190	21.89	9153	22	25.29	8814	27	C, D	
71.200	21.89	10314	20	25.29	9931	24	C, D		
GFL14 - 2W □□□ 1K	7.150	115.33	5458	196	133.27	5255	235	C, D	
	7.777	115.33	5936	180	133.27	5716	216	C, D	
	8.800	110.40	6430	159	127.56	6191	191	C, D	
	9.571	110.40	6993	146	127.56	6734	176	C, D	
	11.537	108.32	8272	121	125.17	7965	146	C, D	
	13.000	98.28	8456	108	113.57	8143	129	C, D	
	14.200	93.98	8832	99	108.60	8505	118	C, D	
	15.620	87.98	9095	90	101.66	8758	108	C, D	
	17.600	79.39	9248	80	91.74	8905	96	C, D	
	19.948	74.32	9812	70	85.88	9448	84	C, D	
	22.476	66.53	9896	62	76.87	9529	75	C, D	
	24.456	64.18	10387	57	74.16	10002	69	C, D	
	27.556	57.47	10480	51	66.40	10091	61	C, D	
	32.344	52.13	11159	43	60.24	10745	52	C, D	
	36.444	47.03	11344	38	54.35	10923	46	C, D	

For dimensions. see page 4-110 onwards.

# Shaft-mounted helical gearbox selection table

## Gearbox with free input shaft



$M_2 \text{ perm} \leq 11344 \text{ Nm}$		GFL14-2W □□□							
Gearbox with free input shaft	i	50 Hz			60 Hz			50 Hz	60 Hz
		$P_1 \text{ perm}$	$M_2 \text{ perm}$	$n_2$	$P_1 \text{ perm}$	$M_2 \text{ perm}$	$n_2$	Consultation required for mounting position	
		[kW]	[Nm]	[rpm]	[kW]	[Nm]	[rpm]		
		<b><math>n_1 = 700 \text{ rpm}</math></b>			<b><math>n_1 = 840 \text{ rpm}</math></b>				
GFL14 - 2W □□□ 1G	32.344	11.71	5015	22	14.06	5015	26		
	36.444	11.71	5650	19	14.06	5650	23		
	39.642	10.02	5258	18	12.02	5258	21		
	44.667	10.02	5924	16	12.02	5924	19		
	52.067	7.90	5443	13	9.48	5443	16		
	58.667	7.90	6133	12	9.48	6133	14		
	63.190	6.62	5537	11	7.94	5537	13		
	71.200	6.62	6239	9.8	7.94	6239	12		
	79.875	5.33	5636	8.8	6.40	5636	11		
	90.000	5.33	6350	7.8	6.40	6350	9.3		
GFL14 - 2W □□□ 1H	8.800	33.18	3865	80	39.81	3865	96		
	9.571	33.18	4204	73	39.81	4204	88		
	14.200	33.18	6236	49	39.81	6236	59		
	15.620	32.48	6715	45	38.97	6715	54		
	17.600	32.48	7566	40	38.97	7566	48		
	19.948	28.02	7399	35	33.63	7399	42		
	22.476	28.02	8337	31	33.63	8337	37		
	24.456	24.19	7830	29	29.03	7830	34		
	27.556	24.19	8823	25	29.03	8823	31		
	32.344	19.38	8297	22	23.26	8297	26		
	36.444	19.38	9349	19	23.26	9349	23		
	39.642	16.57	8696	18	19.89	8696	21		
	44.667	16.57	9798	16	19.89	9798	19		
	52.067	13.05	8992	13	15.66	8992	16		
58.667	13.05	10132	12	15.66	10132	14			
63.190	10.94	9153	11	13.13	9153	13			
71.200	10.94	10314	9.8	13.13	10314	12			
GFL14 - 2W □□□ 1K	7.150	57.67	5458	98	69.20	5458	118		
	7.777	57.67	5936	90	69.20	5936	108		
	8.800	55.20	6430	80	66.24	6430	96		
	9.571	55.20	6993	73	66.24	6993	88		
	11.537	54.16	8272	61	64.99	8272	73		
	13.000	49.14	8456	54	58.97	8456	65		
	14.200	46.99	8832	49	56.39	8832	59		
	15.620	43.99	9095	45	52.79	9095	54		
	17.600	39.70	9248	40	47.64	9248	48		
	19.948	37.16	9812	35	44.59	9812	42		
	22.476	33.26	9896	31	39.92	9896	37		
	24.456	32.09	10387	29	38.51	10387	34		
	27.556	28.73	10480	25	34.48	10480	31		
	32.344	26.06	11159	22	31.28	11159	26		
36.444	23.52	11344	19	28.22	11344	23			

For dimensions. see page 4-110 onwards.

# Shaft-mounted helical gearbox selection table

## Gearbox with free input shaft

$M_2 \text{ perm} \leq 11615 \text{ Nm}$		GFL14-3W □□□								
Gearbox with free input shaft	i	50 Hz			60 Hz			50 Hz	60 Hz	
		$P_1 \text{ perm}$	$M_2 \text{ perm}$	$n_2$	$P_1 \text{ perm}$	$M_2 \text{ perm}$	$n_2$	Consultation required for mounting position		
		[kW]	[Nm]	[rpm]	[kW]	[Nm]	[rpm]			
		<b><math>n_1 = 1400 \text{ rpm}</math></b>			<b><math>n_1 = 1680 \text{ rpm}</math></b>					
GFL14 - 3W □□□ 1E	68.708	9.16	4104	20	10.59	3952	25			
	77.418	9.16	4624	18	10.59	4453	22			
	104.889	6.22	4251	13	7.18	4094	16			
	114.126	6.22	4626	12	7.18	4454	15			
	128.593	6.22	5212	11	7.18	5019	13			
	156.148	5.32	5412	9.0	6.14	5212	11			
	170.074	6.22	6893	8.2	7.18	6638	9.9			
	202.074	4.27	5625	6.9	4.93	5417	8.3			
	224.636	5.32	7786	6.2	6.14	7498	7.5			
	253.111	5.32	8773	5.5	6.14	8448	6.6			
	273.778	5.46	9753	5.1	6.31	9391	6.1			
	332.444	4.87	10550	4.2	5.63	10159	5.1			
	352.811	3.59	8251	4.0	4.15	7945	4.8			
	397.533	3.59	9296	3.5	4.15	8952	4.2			
	430.222	3.77	10560	3.3	4.35	10169	3.9			
	522.133	3.10	10560	2.7	3.58	10169	3.2			
	562.391	2.46	9036	2.5	2.85	8701	3.0			
	633.680	2.37	9811	2.2	2.74	9447	2.7			
	710.887	1.95	9036	2.0	2.25	8701	2.4			
	801.000	1.88	9811	1.8	2.17	9447	2.1			
GFL14 - 3W □□□ 1F	64.296	13.38	5609	22	15.46	5402	26		C, D	
	68.708	12.09	5416	20	13.97	5215	25		C, D	
	77.418	12.09	6102	18	13.97	5876	22		C, D	
	85.037	11.32	6276	17	13.08	6043	20		C, D	
	104.889	9.34	6387	13	10.79	6150	16		C, D	
	114.126	9.03	6719	12	10.44	6470	15		C, D	
	128.593	9.03	7571	11	10.44	7290	13		C, D	
	136.889	8.25	7359	10	9.53	7086	12		C, D	
	156.148	8.01	8155	9.0	9.26	7853	11		C, D	
	170.074	7.58	8408	8.2	8.76	8096	9.9		C, D	
	202.074	6.43	8468	6.9	7.43	8154	8.3		C, D	
	224.636	5.97	8739	6.2	6.90	8415	7.5		C, D	
	253.111	5.97	9846	5.5	6.90	9481	6.6		C, D	
	273.778	5.46	9753	5.1	6.31	9391	6.1		C, D	
	332.444	4.87	10550	4.2	5.63	10159	5.1		C, D	
	352.811	4.52	10389	4.0	5.22	10004	4.8		C, D	
	397.533	4.48	11615	3.5	5.18	11184	4.2		C, D	
	430.222	3.77	10560	3.3	4.35	10169	3.9		C, D	
	522.133	3.10	10560	2.7	3.58	10169	3.2		C, D	
	562.391	2.46	9036	2.5	2.85	8701	3.0		C, D	
633.680	2.37	9811	2.2	2.74	9447	2.7		C, D		
GFL14 - 3W □□□ 1G	64.296	13.38	5609	22	15.46	5402	26		C, D	
	68.708	12.09	5416	20	13.97	5215	25		C, D	
	77.418	12.09	6102	18	13.97	5876	22		C, D	
	85.037	11.32	6276	17	13.08	6043	20		C, D	
	104.889	10.07	6888	13	11.64	6632	16		C, D	
	114.126	9.03	6719	12	10.44	6470	15		C, D	
	128.593	9.03	7571	11	10.44	7290	13		C, D	
	136.889	8.25	7359	10	9.53	7086	12		C, D	
	156.148	8.08	8227	9.0	9.34	7922	11		C, D	
	170.074	7.58	8408	8.2	8.76	8096	9.9		C, D	
	202.074	5.97	8739	6.2	6.90	8415	7.5		C, D	
	253.111	5.97	9846	5.5	6.90	9481	6.6		C, D	
	273.778	5.46	9753	5.1	6.31	9391	6.1		C, D	
	332.444	4.87	10550	4.2	5.63	10159	5.1		C, D	
	GFL14 - 3W □□□ 1H	64.296	13.38	5609	22	15.46	5402	26		C, D
		68.708	12.09	5416	20	13.97	5215	25		C, D
		77.418	12.09	6102	18	13.97	5876	22		C, D
		85.037	11.32	6276	17	13.08	6043	20		C, D
		136.889	8.25	7359	10	9.53	7086	12		C, D

For dimensions. see page 4-110 onwards.

# Shaft-mounted helical gearbox selection table

## Gearbox with free input shaft

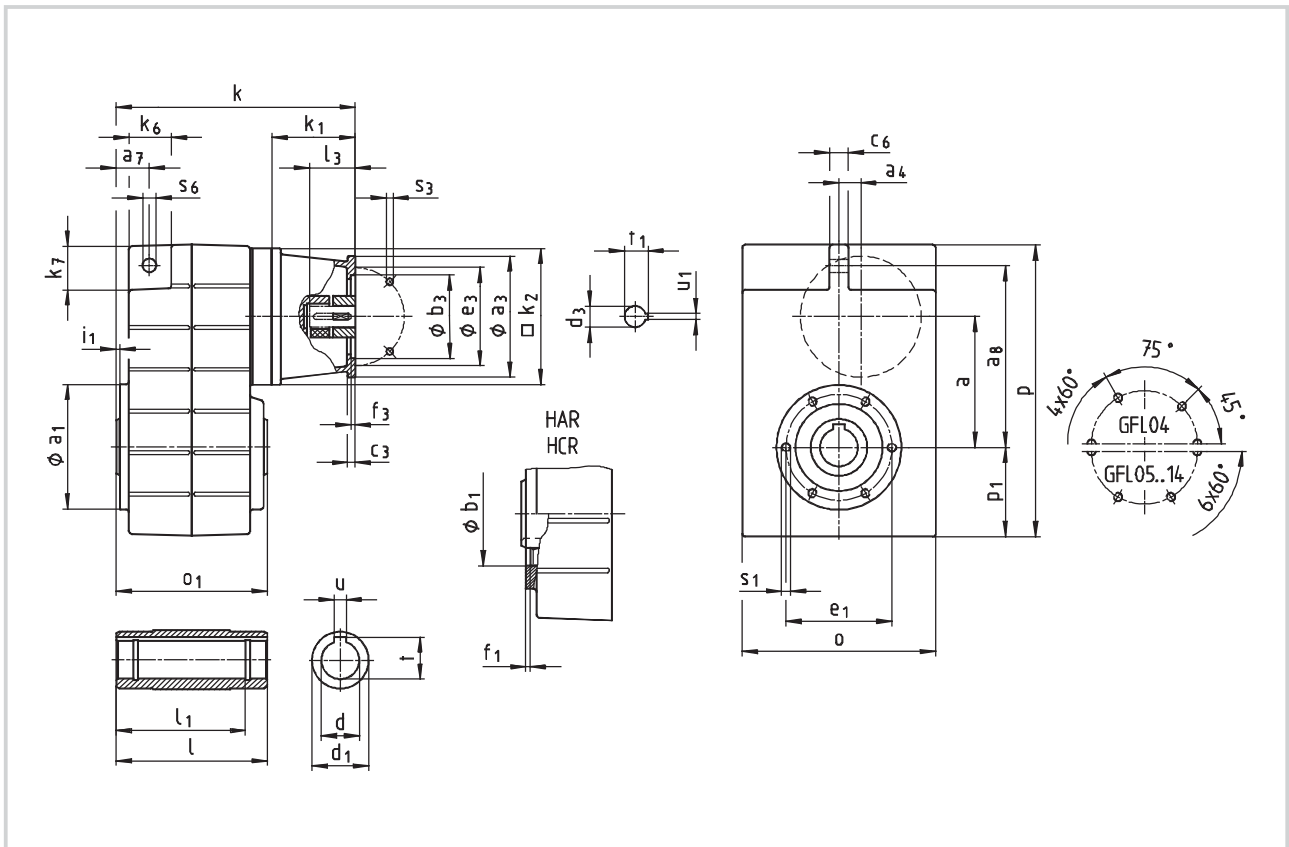


$M_2 \text{ perm} \leq 11615 \text{ Nm}$		GFL14-3W □□□								
Gearbox with free input shaft	i	50 Hz			60 Hz			50 Hz	60 Hz	
		$P_1 \text{ perm}$	$M_2 \text{ perm}$	$n_2$	$P_1 \text{ perm}$	$M_2 \text{ perm}$	$n_2$	Consultation required for mounting position		
		[kW]	[Nm]	[rpm]	[kW]	[Nm]	[rpm]			
		<b><math>n_1 = 700 \text{ rpm}</math></b>			<b><math>n_1 = 840 \text{ rpm}</math></b>					
GFL14 - 3W □□□ 1E	68.708	4.58	4104	10	5.50	4104	12			
	77.418	4.58	4624	9.0	5.50	4624	11			
	104.889	3.11	4251	6.7	3.73	4251	8.0			
	114.126	3.11	4626	6.1	3.73	4626	7.4			
	128.593	3.11	5212	5.4	3.73	5212	6.5			
	156.148	2.66	5412	4.5	3.19	5412	5.4			
	170.074	3.11	6893	4.1	3.73	6893	4.9			
	202.074	2.14	5625	3.5	2.56	5625	4.2			
	224.636	2.66	7786	3.1	3.19	7786	3.7			
	253.111	2.66	8773	2.8	3.19	8773	3.3			
	273.778	2.73	9753	2.6	3.28	9753	3.1			
	332.444	2.43	10550	2.1	2.92	10550	2.5			
	352.811	1.79	8251	2.0	2.15	8251	2.4			
	397.533	1.79	9296	1.8	2.15	9296	2.1			
	430.222	1.88	10560	1.6	2.26	10560	2.0			
	522.133	1.55	10560	1.3	1.86	10560	1.6			
	562.391	1.23	9036	1.2	1.48	9036	1.5			
633.680	1.19	9811	1.1	1.42	9811	1.3				
710.887	0.97	9036	1.0	1.17	9036	1.2				
801.000	0.94	9811	0.9	1.13	9811	1.1				
GFL14 - 3W □□□ 1F	64.296	6.69	5609	11	8.03	5609	13			
	68.708	6.05	5416	10	7.25	5416	12			
	77.418	6.05	6102	9.0	7.25	6102	11			
	85.037	5.66	6276	8.2	6.79	6276	9.9			
	104.889	4.67	6387	6.7	5.60	6387	8.0			
	114.126	4.52	6719	6.1	5.42	6719	7.4			
	128.593	4.52	7571	5.4	5.42	7571	6.5			
	136.889	4.12	7359	5.1	4.95	7359	6.1			
	156.148	4.01	8155	4.5	4.81	8155	5.4			
	170.074	3.79	8408	4.1	4.55	8408	4.9			
	202.074	3.21	8468	3.5	3.86	8468	4.2			
	224.636	2.98	8739	3.1	3.58	8739	3.7			
	253.111	2.98	9846	2.8	3.58	9846	3.3			
	273.778	2.73	9753	2.6	3.28	9753	3.1			
	332.444	2.43	10550	2.1	2.92	10550	2.5			
	352.811	2.26	10389	2.0	2.71	10389	2.4			
	397.533	2.24	11615	1.8	2.69	11615	2.1			
430.222	1.88	10560	1.6	2.26	10560	2.0				
522.133	1.55	10560	1.3	1.86	10560	1.6				
562.391	1.23	9036	1.2	1.48	9036	1.5				
633.680	1.19	9811	1.1	1.42	9811	1.3				
GFL14 - 3W □□□ 1G	64.296	6.69	5609	11	8.03	5609	13			
	68.708	6.05	5416	10	7.25	5416	12			
	77.418	6.05	6102	9.0	7.25	6102	11			
	85.037	5.66	6276	8.2	6.79	6276	9.9			
	104.889	5.04	6888	6.7	6.04	6888	8.0			
	114.126	4.52	6719	6.1	5.42	6719	7.4			
	128.593	4.52	7571	5.4	5.42	7571	6.5			
	136.889	4.12	7359	5.1	4.95	7359	6.1			
	156.148	4.04	8227	4.5	4.85	8227	5.4			
	170.074	3.79	8408	4.1	4.55	8408	4.9			
	224.636	2.98	8739	3.1	3.58	8739	3.7			
	253.111	2.98	9846	2.8	3.58	9846	3.3			
	273.778	2.73	9753	2.6	3.28	9753	3.1			
	332.444	2.43	10550	2.1	2.92	10550	2.5			
	GFL14 - 3W □□□ 1H	64.296	6.69	5609	11	8.03	5609	13		
		68.708	6.05	5416	10	7.25	5416	12		
		77.418	6.05	6102	9.0	7.25	6102	11		
85.037		5.66	6276	8.2	6.79	6276	9.9			
136.889		4.12	7359	5.1	4.95	7359	6.1			

For dimensions. see page 4-110 onwards.

# Shaft-mounted helical gearbox dimensions

## Gearbox with mounting flange for IEC standard motors



4

Gearbox <b>GFL00-2N HOR</b>		Drive size											
		1A	1B	2B	1C	2C	3C	4C	6C	7C	1D	2D	
		corresponds to IEC motor											
		63	71	63	80	71	71	71	63	80	90	80	
Housing	$k_1$	75	77	75	91							115	
	$k_2$	120	145	120	145							180	
Flange	$a_3$	90	105	90	160	160	105	120	160	120	160		
	$b_3$ H8	60	70	60	110	110	70	80	110	80	110		
	$c_3$	7	8	7	10	10	8	8	10	8	10		
	$e_3$	75	85	75	130	130	85	100	130	100	130		
	$f_3$	3	3		4	4	3	3.5	4	3.5	4		
	$s_3$ 4 x	5.5	6.6	5.5	9	9	6.6	6.6	9	6.6	9		
Required motor shafts	$d_3$	11	14	11	19	14	14	14	11	19	24	19	
	$l_3$ min	23	30	23	25				23	25	50	40	
	$l_3$ max	23	30	23	40				40	40	50	50	
	$u_1$	4	5	4	6	5	5	5	4	6	8	6	
	$t_1$	12.5	16	12.5	21.5	16	16	16	12.5	21.5	27	21.5	
Gearbox size		Overall length $k$											
04		200	207	200	221								
05			228		242							276	
06			241		255							289	
07					288							322	
09												356	



# Shaft-mounted helical gearbox dimensions

## Gearbox with mounting flange for IEC standard motors



Gearbox <b>GFLOO-2N HOR</b>		Drive size															
		1E	2E	3E	4E	1F	2F	3F	1G	2G	3G	1H	2H	3H	1K	2K	
		corresponds to IEC motor															
		100 112	90	80	90	100 112	90	90	132	100 112	132	160	180	132	200	225	
Housing	k <sub>1</sub>	110		130	139		159	180	160	180	214	214	184	244	274		
	k <sub>2</sub>	180		180	180		180	265			300			300			
Flange	a <sub>3</sub>	160		188	160		188	300	250	250	350	350	300	400	450		
	b <sub>3</sub> H8	110		130	110		130	230	180	180	250	250	230	300	350		
	c <sub>3</sub>	10		20	10		20	18	18	35	20	20	18	20			
	e <sub>3</sub>	130		165	130		165	265	215	215	300	300	265	350	400		
	f <sub>3</sub>	4		4	4		4	4.5			6	6	4.5	6			
	s <sub>3</sub> 4 x 8 x	9		M10		9		M10		13.5			17.5	17.5	13.5	17.5	17.5
Required motor shafts	d <sub>3</sub>	28	24	19	24	28	24	24	38	28	38	42	48	38	55	60	
	l <sub>3</sub> min max	30		50		30		50		80	60	80	110	110	80	110	140
		60		50		60		50		80	60	80	110	110	80	110	140
	u <sub>1</sub>	8	8	6	8	8	8	8	10	8	10	12	14	10	16	18	
t <sub>1</sub>	31	27	21.5	27	31	27	27	41	31	41	45	51.5	41	59	64		
Gearbox size		Overall length k															
05		271		291													
06		284		304		313		333									
07		317		337		346		366		401	381	401	440		410		
09		351		371		380		400		435	415	435	474	474	444	504	
11		392		412		421		441		476	456	476	515	515	485	545	575
14										521	501	521	560	560	530	590	620

Gearbox size	Gearbox						Torque plate					
	o*	o <sub>1</sub>	p*	p <sub>1</sub>	a	a <sub>1</sub>	a <sub>2</sub>	a <sub>3</sub>	c <sub>e</sub>	s <sub>e</sub>	k <sub>e</sub>	k <sub>1</sub>
04	148	115	214	69	90.5	12.5	22.5	128	14	12.5	32	35
05	165	140	252	78	112.5	18.5	29	155	16	14	35	38
06	206	160	315	98	140	22	35	195	20	14	46	46
07	256	200	386	118	173	29	44	240	25	18	56	56
09	318	240	486	149	220	37.5	50	300	32	22	70	70
11	395	290	600	181	276.5	50	65	375	40	26	84	90
14	490	350	740	228	339	65	80	455	50	32	100	114

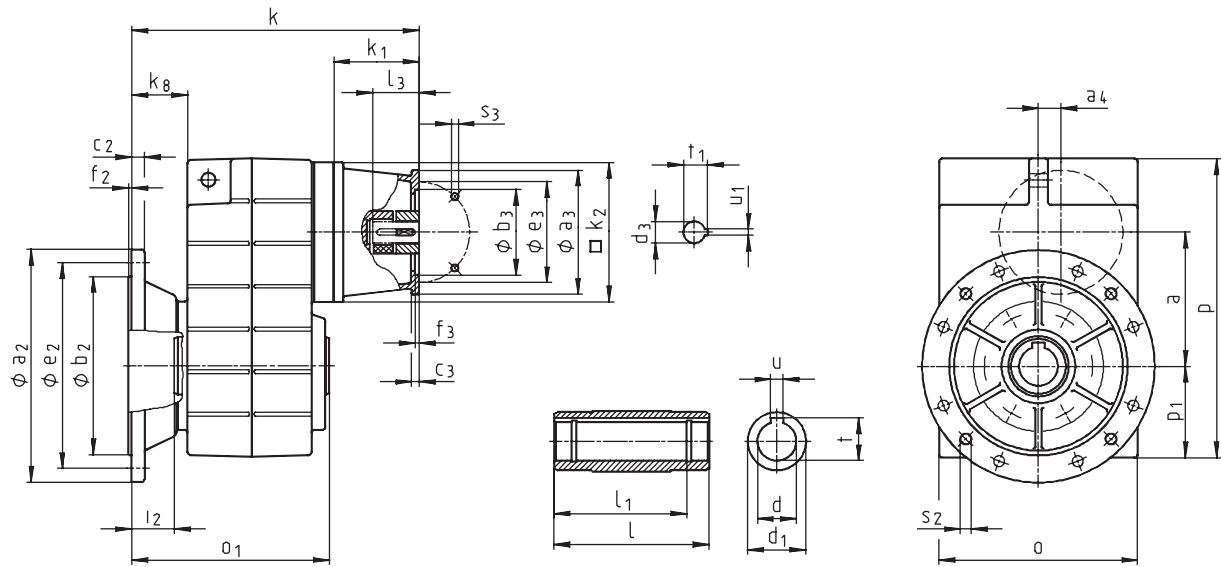
Gearbox size	Hollow shaft						Threaded pitch circle					
	d H7	l	d <sub>1</sub>	l <sub>1</sub>	u JS9	t +0.2	a <sub>1</sub>	b <sub>1</sub> H7	e <sub>1</sub>	f <sub>1</sub>	i <sub>1</sub>	s <sub>1</sub>
04	25 30	115	45	100	8 8	28.3 33.3	110	75	90	3	2.5	M6x12
05	30 35	140	50	124	8 10	33.3 38.3	118	80	100	4	4	M8x15
06	40 45	160	65	140	12 14	43.3 48.8	140	100	120	4	5	M10x16
07	50 55	200	75	175	14 16	53.8 59.3	165	115	140	5	5	M12x18
09	60 70	240	95	210	18 20	64.4 74.9	205	145	175	6	5	M16x24
11	70 80	290	105	250	20 22	74.9 85.4	240	140	205	6	6	M20x32
14	100	350	135	305	28	106.4	290	170	250	6	7	M24x35

Dimensions in [mm]

\* Observe dimension k<sub>2</sub>.

# Shaft-mounted helical gearbox dimensions

## Gearbox with mounting flange for IEC standard motors



4

Gearbox <b>GFL□□-2N HCK</b>		Drive size											
		1A	1B	2B	1C	2C	3C	4C	6C	7C	1D	2D	
		corresponds to IEC motor											
		63	71	63	80	71	71	71	63	80	90	80	
Housing	k <sub>1</sub>	75	77	75	91							115	
	k <sub>2</sub>	120	145	120	145							180	
Flange	a <sub>3</sub>	90	105	90	160	160	105	120	160	120	160		
	b <sub>3</sub> H8	60	70	60	110	110	70	80	110	80	110		
	c <sub>3</sub>	7	8	7	10	10	8	8	10	8	10		
	e <sub>3</sub>	75	85	75	130	130	85	100	130	100	130		
	f <sub>3</sub>	3	3	4	4	3	3.5	4	3.5	4			
	s <sub>3</sub> 4 x	5.5	6.6	5.5	9	9	6.6	6.6	9	6.6	9		
Required motor shafts	d <sub>3</sub>	11	14	11	19	14	14	14	11	19	24	19	
	l <sub>3</sub>	min	23	30	23	25				23	25	50	40
		max	23	30	23	40				40	40	50	50
	u <sub>1</sub>	4	5	4	6	5	5	5	4	6	8	6	
t <sub>1</sub>	12.5	16	12.5	21.5	16	16	16	12.5	21.5	27	21.5		
Gearbox size	Overall length k												
	04	230	240	233	254							309	
05				275							330		
06				296							377		
07				343							416		
09											416		

# Shaft-mounted helical gearbox dimensions

## Gearbox with mounting flange for IEC standard motors



Gearbox <b>GFLOQ-2N HCK</b>		Drive size														
		1E	2E	3E	4E	1F	2F	3F	1G	2G	3G	1H	2H	3H	1K	2K
		corresponds to IEC motor														
		100 112	90	80	90	100 112	90	90	132	100 112	132	160	180	132	200	225
Housing	k <sub>1</sub>	110		130	139		159	180	160	180	214	214	184	244	274	
	k <sub>2</sub>	180		180	180		180	265		300		300		300		
Flange	a <sub>3</sub>	160		188	160		188	300	250	250	350	350	300	400	450	
	b <sub>3</sub> H8	110		130	110		130	230	180	180	250	250	230	300	350	
	c <sub>3</sub>	10		20	10		20	18	18	35	20	20	18	20		
	e <sub>3</sub>	130		165	130		165	265	215	215	300	300	265	350	400	
	f <sub>3</sub>	4		4	4		4	4.5		6	6	4.5	6			
	s <sub>3</sub> 4 x 8 x	9		M10		9	M10		13.5		17.5	17.5	13.5	17.5	17.5	
Required motor shafts	d <sub>3</sub>	28	24	19	24	28	24	24	38	28	38	42	48	38	55	60
	l <sub>3</sub> min max	30		50	30		50	80	60	80	110	110	80	110	140	
		60		50	60		50	80	60	80	110	110	80	110	140	
	u <sub>1</sub>	8	8	6	8	8	8	8	10	8	10	12	14	10	16	18
t <sub>1</sub>	31	27	21.5	27	31	27	27	41	31	41	45	51.5	41	59	64	
Gearbox size		Overall length k														
05		304		324												
06		325		345	354		374									
07		372		392	401		421	456	436	456	495		465			
09		411		431	440		460	495	475	495	534	534	504	564		
11		452		472	481		501	536	516	536	575	575	545	605	635	
14								581	561	581	620	620	590	650	680	

Gearbox size	Gearbox						
	o*	o <sub>1</sub>	p*	p <sub>1</sub>	a	a <sub>1</sub>	k <sub>s</sub>
04	148	148	214	69	90.5	12.5	41
05	165	173	252	78	112.5	18.5	46
06	206	201	315	98	140	22	55
07	256	255	386	118	173	29	72
09	318	300	486	149	220	37.5	77
11	395	350	600	181	276.5	50	85
14	490	410	740	228	339	65	89

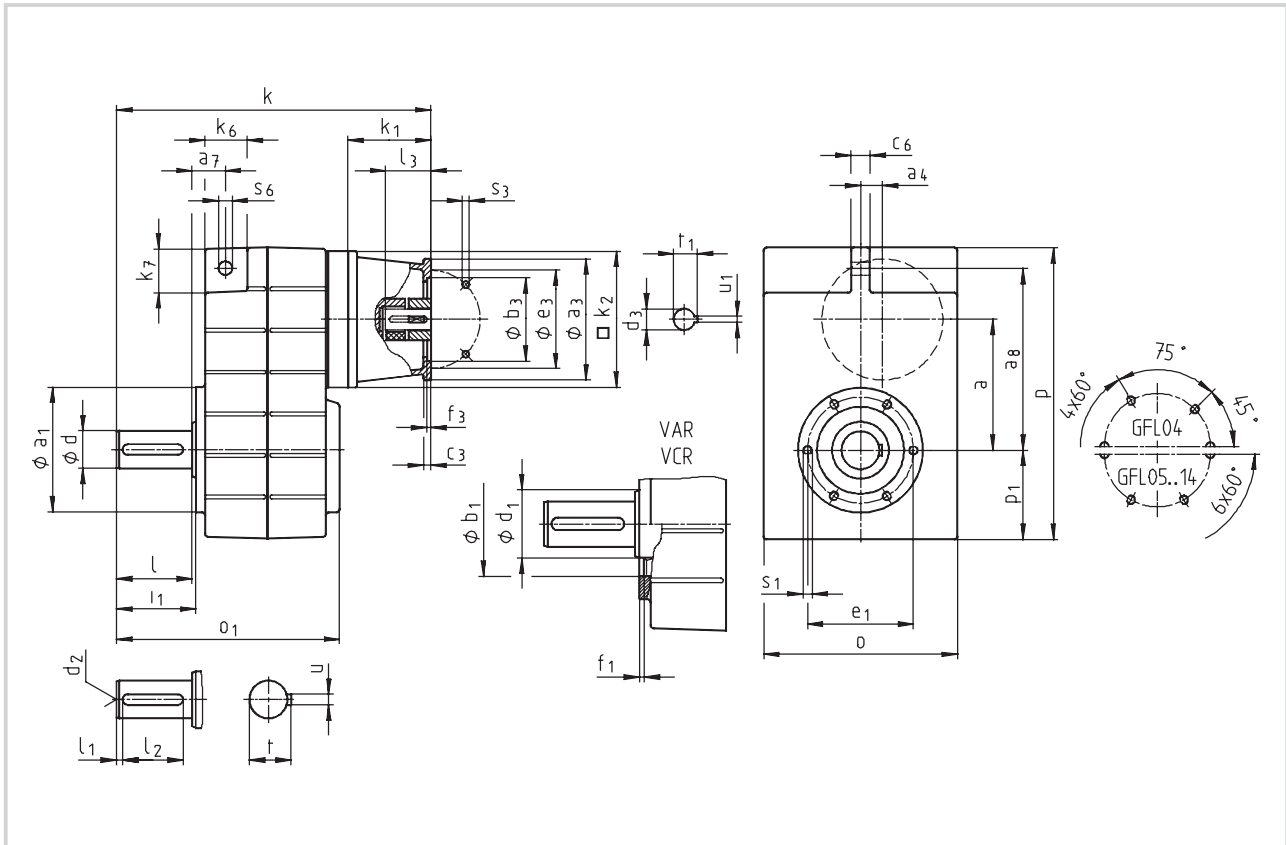
Gearbox size	Hollow shaft						Output flange						
	d H7	l	d <sub>1</sub>	l <sub>1</sub>	u JS9	t +0.2	a <sub>2</sub>	b <sub>2</sub> j7	c <sub>2</sub>	e <sub>2</sub>	f <sub>2</sub>	i <sub>2</sub>	s <sub>2</sub>
04	25	115	45	100	8	28.3	160	110	10	130	3.5	33	4 x 9
	8				33.3								
05	30	140	50	124	8	33.3	200	130	12	165	3.5	33	4 x 11
	10				38.3								
06	40	160	65	140	12	43.3	200	130	12	165	3.5	42	4 x 11
	14				48.8	250							
07	50	200	75	175	14		53.8	250	180	15	215	4	55
	16				59.3	300	230						
09	60	240	95	210	18			64.4	350	250	18	300	4
	20				74.9								
11	70	290	105	250	20	74.9	400	300	20	350	5	60	4 x 17.5
	22				85.4	450							
14	100	350	135	305	28		106.4	450	350	22	400	5	60

Dimensions in [mm]

\* Observe dimension k<sub>s</sub>.

# Shaft-mounted helical gearbox dimensions

Gearbox with mounting flange for IEC standard motors



Gearbox <b>GFLO0-2N VOR</b>		Drive size										
		1A	1B	2B	1C	2C	3C	4C	6C	7C	1D	2D
		corresponds to IEC motor										
		63	71	63	80	71	71	71	63	80	90	80
Housing	k <sub>1</sub>	75	77	75	91							115
	k <sub>2</sub>	120	145	120	145							180
Flange	a <sub>3</sub>	90	105	90	160	160	105	120	160	120	160	
	b <sub>3</sub> H8	60	70	60	110	110	70	80	110	80	110	
	c <sub>3</sub>	7	8	7	10	10	8	8	10	8	10	
	e <sub>3</sub>	75	85	75	130	130	85	100	130	100	130	
	f <sub>3</sub>	3	3	4	4	3	3.5	4	3.5	4		
	s <sub>3</sub> 4 x	5.5	6.6	5.5	9	9	6.6	6.6	9	6.6	9	
Required motor shafts	d <sub>3</sub>	11	14	11	19	14	14	14	11	19	24	19
	l <sub>3</sub> min	23	30	23	25				23	25	50	40
	l <sub>3</sub> max	23	30	23	40				40	40	50	50
	u <sub>1</sub>	4	5	4	6	5	5	5	4	6	8	6
	t <sub>1</sub>	12.5	16	12.5	21.5	16	16	16	12.5	21.5	27	21.5
Gearbox size		Overall length k										
04		250	257	250	271							305
05			288		302							336
06			321		335							369
07					388							422
09												476

# Shaft-mounted helical gearbox dimensions

## Gearbox with mounting flange for IEC standard motors



Gearbox <b>GFLOO-2N VOR</b>		Drive size														
		1E	2E	3E	4E	1F	2F	3F	1G	2G	3G	1H	2H	3H	1K	2K
		corresponds to IEC motor														
		100 112	90	80	90	100 112	90	90	132	100 112	132	160	180	132	200	225
Housing	k <sub>1</sub>	110		130	139		159	180	160	180	214	214	184	244	274	
	k <sub>2</sub>	180		180	180		180	265		300		300		300		
Flange	a <sub>3</sub>	160		188	160		188	300	250	250	350	350	300	400	450	
	b <sub>3</sub> H8	110		130	110		130	230	180	180	250	250	230	300	350	
	c <sub>3</sub>	10		20	10		20	18	18	35	20	20	18	20		
	e <sub>3</sub>	130		165	130		165	265	215	215	300	300	265	350	400	
	f <sub>3</sub>	4		4	4		4	4.5		6	6	4.5	6			
	s <sub>3</sub> 4 x 8 x	9		M10		9	M10		13.5		17.5	17.5	13.5	17.5	17.5	
Required motor shafts	d <sub>3</sub>	28	24	19	24	28	24	24	38	28	38	42	48	38	55	60
	l <sub>3</sub> min max	30		50	30		50	80	60	80	110	110	80	110	140	
		60		50	60		50	80	60	80	110	110	80	110	140	
	u <sub>1</sub>	8	8	6	8	8	8	8	10	8	10	12	14	10	16	18
t <sub>1</sub>	31	27	21.5	27	31	27	27	41	31	41	45	51.5	41	59	64	
Gearbox size		Overall length k														
05		331		351												
06		364		384	393		413									
07		417		437	446		466	501	481	501	540		510			
09		471		491	500		520	555	535	555	594	594	564	624		
11		552		572	581		601	636	616	636	675	675	645	705	735	
14								721	701	721	760	760	730	790	820	

Gearbox size	Gearbox						Torque plate					
	o*	o <sub>1</sub>	p*	p <sub>1</sub>	a	a <sub>1</sub>	a <sub>2</sub>	a <sub>3</sub>	c <sub>e</sub>	s <sub>e</sub>	k <sub>e</sub>	k <sub>1</sub>
04	148	163	214	69	90.5	12.5	22.5	128	14	12.5	32	35
05	165	197	252	78	112.5	18.5	29	155	16	14	35	38
06	206	236	315	98	140	22	35	195	20	14	46	46
07	256	296	386	118	173	29	44	240	25	18	56	56
09	318	356	486	149	220	37.5	50	300	32	22	70	70
11	395	445	600	181	276.5	50	65	375	40	26	84	90
14	490	544	740	228	339	65	80	455	50	32	100	114

Gearbox size	Solid shaft								Threaded pitch circle					
	d	l	d <sub>1</sub>	l <sub>1</sub>	l <sub>2</sub>	d <sub>2</sub>	u	t	a <sub>1</sub>	b <sub>1</sub> H7	e <sub>1</sub>	f <sub>1</sub>	i <sub>1</sub>	s <sub>1</sub>
04	25	50	45	4	40	M10	8	28	110	75	90	3	52.5	M6x12
05	30	60	50	6	45	M10	8	33	118	80	100	4	64	M8x15
06	40	80	65	7	63	M16	12	43	140	100	120	4	85	M10x16
07	50	100	75	8	80	M16	14	53.5	165	115	140	5	105	M12x18
09	60	120	95	8	100	M20	18	64	205	145	175	6	125	M16x24
11	80	160	105	15	125	M20	22	85	240	140	205	6	166	M20x32
14	100	200	135	18	160	M24	28	106	290	170	250	6	207	M24x35

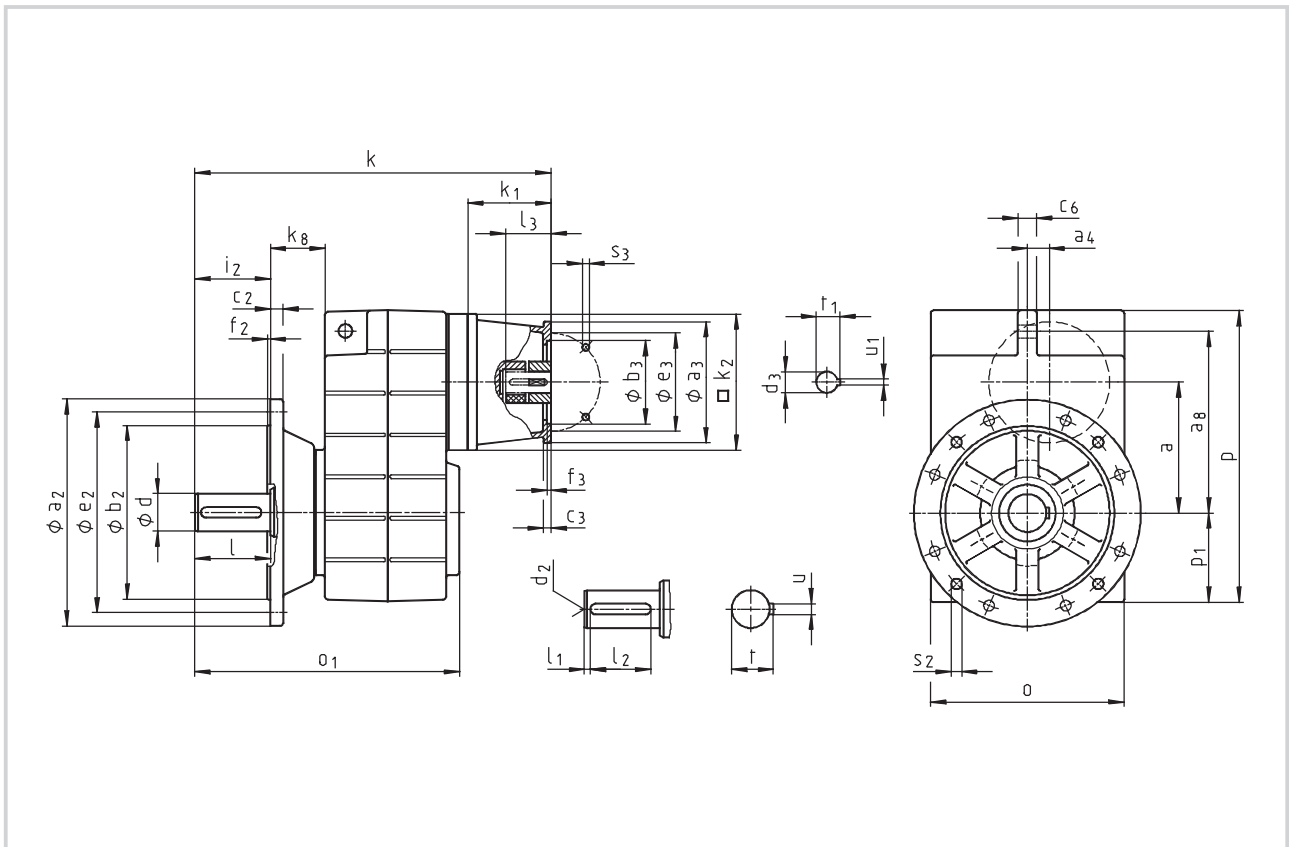
Dimensions in [mm]

\* Observe dimension k<sub>2</sub>.

d ≤ 50 mm: k6  
d > 50 mm: m6

# Shaft-mounted helical gearbox dimensions

Gearbox with mounting flange for IEC standard motors



Gearbox <b>GFL□□-2N VCK</b>		Drive size										
		1A	1B	2B	1C	2C	3C	4C	6C	7C	1D	2D
		corresponds to IEC motor										
		63	71	63	80	71	71	71	63	80	90	80
Housing	k <sub>1</sub>	75	77	75	91							115
	k <sub>2</sub>	120	145	120	145							180
Flange	a <sub>3</sub>	90	105	90	160	160	105	120	160	120	160	
	b <sub>3</sub> H8	60	70	60	110	110	70	80	110	80	110	
	c <sub>3</sub>	7	8	7	10	10	8	8	10	8	10	
	e <sub>3</sub>	75	85	75	130	130	85	100	130	100	130	
	f <sub>3</sub>	3	3	4	4	3	3.5	4	3.5	4		
	s <sub>3</sub> 4 x	5.5	6.6	5.5	9	9	6.6	6.6	9	6.6	9	
Required motor shafts	d <sub>3</sub>	11	14	11	19	14	14	14	11	19	24	19
	l <sub>3</sub> min max	23	30	23	25				23	25	50	40
		23	30	23	40				40	40	50	50
	u <sub>1</sub>	4	5	4	6	5	5	5	4	6	8	6
t <sub>1</sub>	12.5	16	12.5	21.5	16	16	16	12.5	21.5	27	21.5	
Gearbox size	Overall length k											
	04	283	290	283	304							338
	05				335							369
	06				376							410
	07				443							477
	09											536

# Shaft-mounted helical gearbox dimensions

## Gearbox with mounting flange for IEC standard motors



Gearbox <b>GFLO□-2N VCK</b>		Drive size														
		1E	2E	3E	4E	1F	2F	3F	1G	2G	3G	1H	2H	3H	1K	2K
		corresponds to IEC motor														
		100 112	90	80	90	100 112	90	90	132	100 112	132	160	180	132	200	225
Housing	k <sub>1</sub>	110			130	139		159	180	160	180	214	214	184	244	274
	k <sub>2</sub>	180			180	180		180	265			300			300	
Flange	a <sub>3</sub>	160			188	160		188	300	250	250	350	350	300	400	450
	b <sub>3</sub> H8	110			130	110		130	230	180	180	250	250	230	300	350
	c <sub>3</sub>	10			20	10		20	18	18	35	20	20	18	20	
	e <sub>3</sub>	130			165	130		165	265	215	215	300	300	265	350	400
	f <sub>3</sub>	4			4	4		4	4.5			6	6	4.5	6	
	s <sub>3</sub> 4 x 8 x	9			M10	9		M10	13.5			17.5	17.5	13.5	17.5	17.5
Required motor shafts	d <sub>3</sub>	28	24	19	24	28	24	24	38	28	38	42	48	38	55	60
	l <sub>3</sub> min max	30			50	30		50	80	60	80	110	110	80	110	140
		60			50	60		50	80	60	80	110	110	80	110	140
	u <sub>1</sub>	8	8	6	8	8	8	8	10	8	10	12	14	10	16	18
t <sub>1</sub>	31	27	21.5	27	31	27	27	41	31	41	45	51.5	41	59	64	
Gearbox size		Overall length k														
05		364			384											
06		405			425	434		454								
07		472			492	501		521	556	536	556	595		565		
09		531			551	560		580	615	595	615	654	654	624	684	
11		612			632	641		661	696	676	696	735	735	705	765	795
14									781	761	781	820	820	790	850	880

Gearbox size	Gearbox						
	o*	o <sub>1</sub>	p*	p <sub>1</sub>	a	a <sub>1</sub>	k <sub>s</sub>
04	148	196	214	69	90.5	12.5	41
05	165	230	252	78	112.5	18.5	46
06	206	277	315	98	140	22	55
07	256	351	386	118	173	29	72
09	318	416	486	149	220	37.5	77
11	395	505	600	181	276.5	50	85
14	490	604	740	228	339	65	89

Gearbox size	Solid shaft								Output flange						
	d	l	l <sub>1</sub>	l <sub>2</sub>	d <sub>2</sub>	u	t		a <sub>2</sub>	b <sub>2</sub> j7	c <sub>2</sub>	e <sub>2</sub>	f <sub>2</sub>	i <sub>2</sub>	s <sub>2</sub>
04	25	50	4	40	M10	8	28		160	110	10	130	3.5	50	4 x 9
05	30	60	6	45	M10	8	33		200	130	12	165	3.5	60	4 x 11
06	40	80	7	63	M16	12	43		250	180	15	215	4	80	4 x 14
07	50	100	8	80	M16	14	53.5		250 300	180 230	15 17	215 265	4	100	4 x 14
09	60	120	8	100	M20	18	64		350	250	18	300	4	120	4 x 17.5
11	80	160	15	125	M20	22	85		400 450	300 350	20 22	350 400	5	160	4 x 17.5 8 x 17.5
14	100	200	18	160	M24	28	106		450	350	22	400	5	200	8 x 17.5

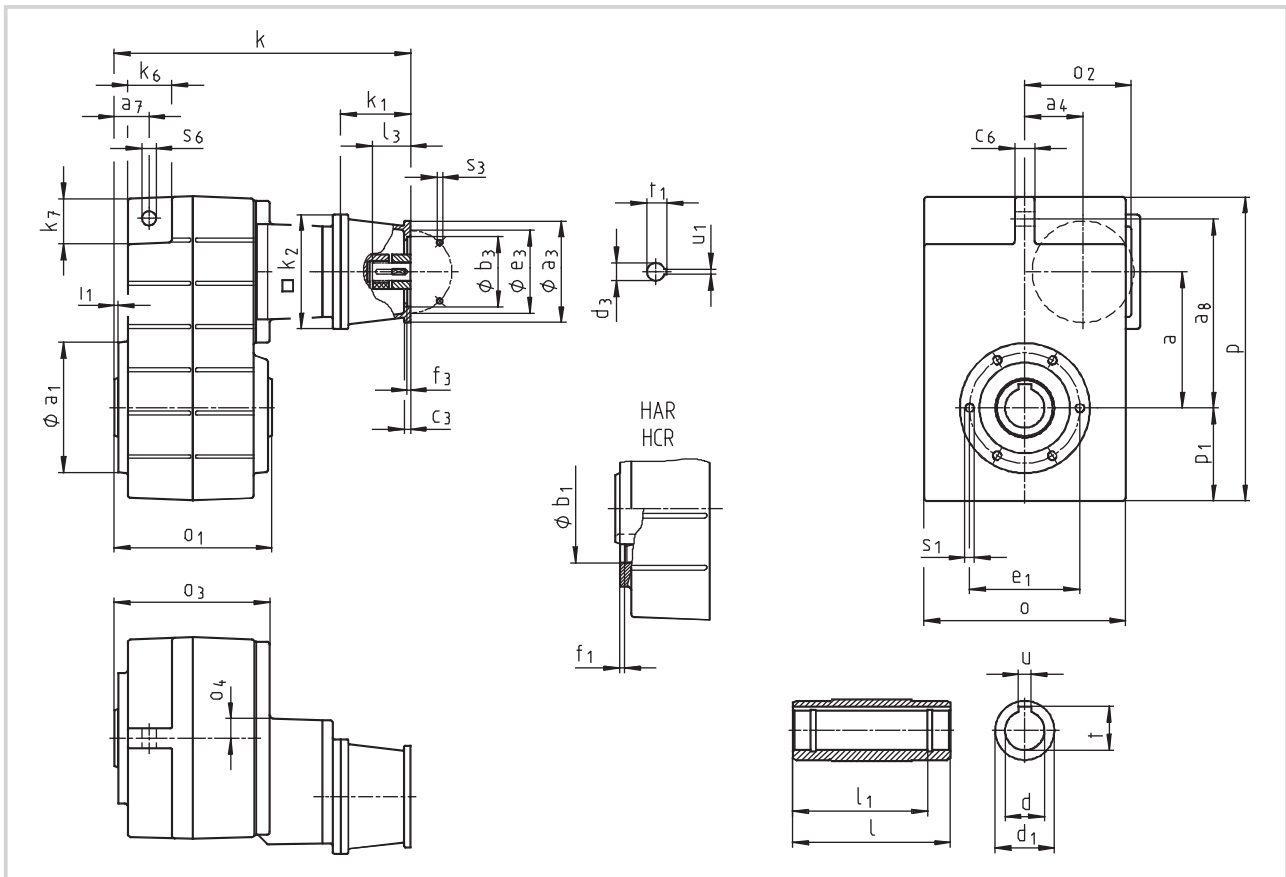
Dimensions in [mm]

\* Observe dimension k<sub>2</sub>.

d ≤ 50 mm: k6  
d > 50 mm: m6

# Shaft-mounted helical gearbox dimensions

## Gearbox with mounting flange for IEC standard motors



4

Gearbox <b>GFLO0-3N HOR</b>		Drive size											
		1A	1B	2B	1C	2C	3C	4C	6C	7C	1D	2D	
		corresponds to IEC motor											
		63	71	63	80	71	71	71	63	80	90	80	
Housing	k <sub>1</sub>	75	77	75	91							115	
	k <sub>2</sub>	120	145	120	145							180	
Flange	a <sub>3</sub>	90	105	90	160	160	105	120	160	120	160		
	b <sub>3</sub> H8	60	70	60	110	110	70	80	110	80	110		
	c <sub>3</sub>	7	8	7	10	10	8	8	10	8	10		
	e <sub>3</sub>	75	85	75	130	130	85	100	130	100	130		
	f <sub>3</sub>	3	3		4	4	3	3.5	4	3.5	4		
	s <sub>3</sub> 4 x	5.5	6.6	5.5	9	9	6.6	6.6	9	6.6	9		
Required motor shafts	d <sub>3</sub>	11	14	11	19	14	14	14	11	19	24	19	
	l <sub>3</sub>	min	23	30	23	25				23	25	50	40
		max	23	30	23	40				40	40	50	50
	u <sub>1</sub>	4	5	4	6	5	5	5	4	6	8	6	
t <sub>1</sub>	12.5	16	12.5	21.5	16	16	16	12.5	21.5	27	21.5		
Gearbox size	Overall length k												
	05	298	305	298	319								
06	328	335	328	349							383		
07		379		393							427		
09		431		445							479		
11				505							539		
14											618		



# Shaft-mounted helical gearbox dimensions

## Gearbox with mounting flange for IEC standard motors



Gearbox <b>GFLOO-3N HOR</b>		Drive size												
		1E	2E	3E	4E	1F	2F	3F	1G	2G	3G	1H	2H	3H
		corresponds to IEC motor												
		100 112	90	80	90	100 112	90	90	132	100 112	132	160	180	132
Housing	k <sub>1</sub>	110		130	139		159	180	160	180	214	214	184	
	k <sub>2</sub>	180		180	180		180	265		300				
Flange	a <sub>3</sub>	160		188	160		188	300	250	250	350	350	300	
	b <sub>3</sub> H8	110		130	110		130	230	180	180	250	250	230	
	c <sub>3</sub>	10		20	10		20	18	18	35	20	20	18	
	e <sub>3</sub>	130		165	130		165	265	215	215	300	300	265	
	f <sub>3</sub>	4		4	4		4	4.5		6	6	4.5		
	s <sub>3</sub> 4 x	9		M10		9		M10		13.5		17.5	17.5	13.5
Required motor shafts	d <sub>3</sub>	28	24	19	24	28	24	24	38	28	38	42	48	38
	l <sub>3</sub> min max	30		50	30		50	80	60	80	110	110	80	
		60		50	60		50	80	60	80	110	110	80	
	u <sub>1</sub>	8	8	6	8	8	8	8	10	8	10	12	14	10
t <sub>1</sub>	31	27	21.5	27	31	27	27	41	31	41	45	51.5	41	
Gearbox size	Overall length k													
07	422		442	503		523								
09	474		494	563		583	618	598	618	656	656	626		
11	534		554	642		662	697	677	697	735	735	705		
14	613		633	642		662	697	677	697	735	735	705		

Gearbox size	Gearbox								Torque plate						
	o*	o <sub>1</sub>	o <sub>2</sub>	o <sub>3</sub>	o <sub>4</sub>	p*	p <sub>1</sub>	a	a <sub>1</sub>	a <sub>2</sub>	a <sub>3</sub>	c <sub>6</sub>	s <sub>6</sub>	k <sub>6</sub>	k <sub>7</sub>
05	165	140	107	141	23	252	78	112.5	54.5	29	155	16	14	35	38
06	206	160	111	160	20	315	98	140	58	35	195	20	14	46	46
07	256	200	135	199	24	386	118	173	74	44	240	25	18	56	56
09	318	240	170	238	27	486	149	220	93.5	50	300	32	22	70	70
11	395	290	216	285	34	600	181	276.5	120	65	375	40	26	84	90
14	490	350	271	340	38	740	228	339	154	80	455	50	32	100	114

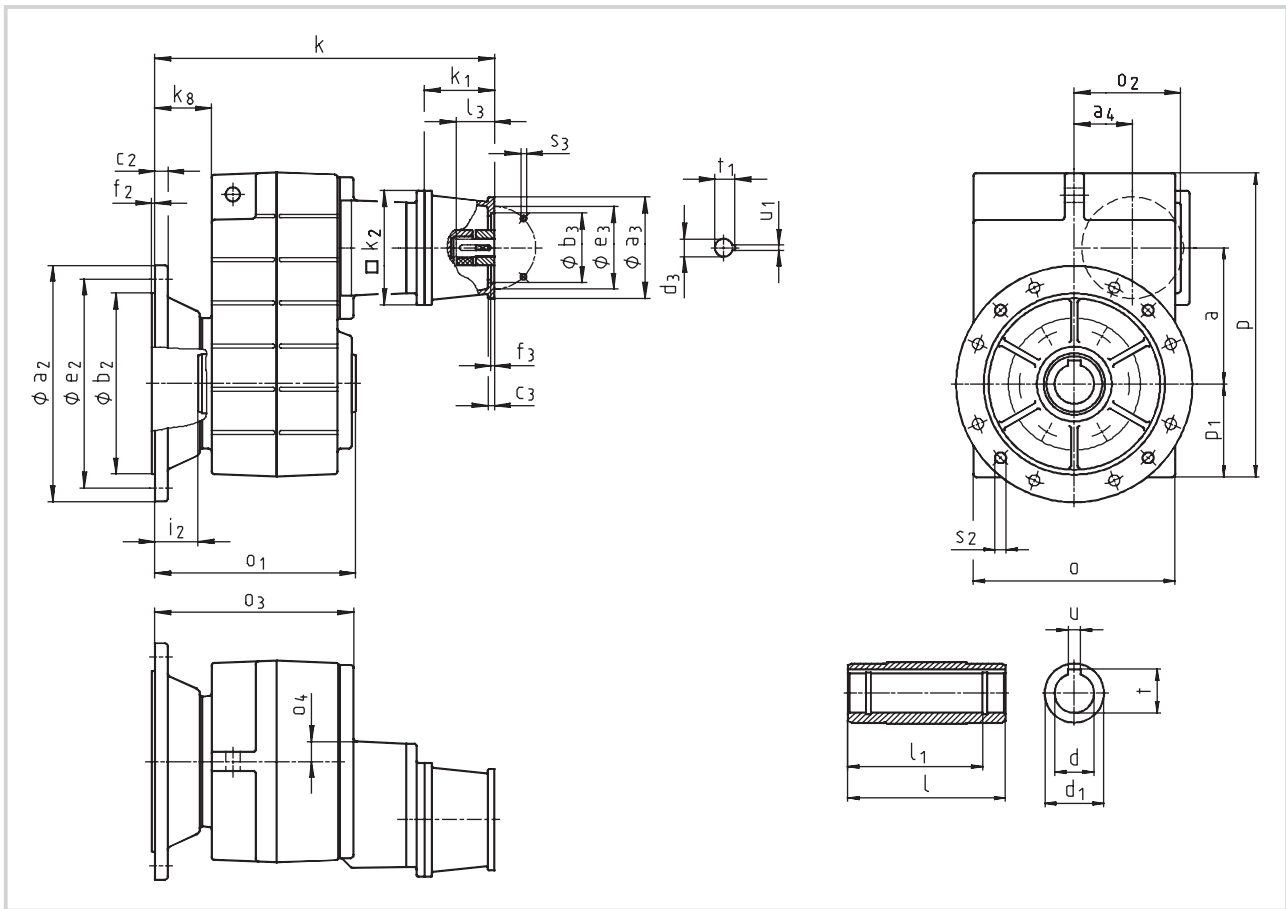
Gearbox size	Hollow shaft						Threaded pitch circle					
	d H7	l	d <sub>1</sub>	l <sub>1</sub>	u JS9	t +0.2	a <sub>1</sub>	b <sub>1</sub> H7	e <sub>1</sub>	f <sub>1</sub>	i <sub>1</sub>	s <sub>1</sub> 6x60°
05	30 35	140	50	124	8 10	33.3 38.3	118	80	100	4	4	M8x15
06	40 45	160	65	140	12 14	43.3 48.8	140	100	120	4	5	M10x16
07	50 55	200	75	175	14 16	53.8 59.3	165	115	140	5	5	M12x18
09	60 70	240	95	210	18 20	64.4 74.9	205	145	175	6	5	M16x24
11	70 80	290	105	250	20 22	74.9 85.4	240	140	205	6	6	M20x32
14	100	350	135	305	28	106.4	290	170	250	6	7	M24x35

Dimensions in [mm]

\* Observe dimension k<sub>2</sub>.

# Shaft-mounted helical gearbox dimensions

Gearbox with mounting flange for IEC standard motors



Gearbox <b>GFL□□-3N HCK</b>		Drive size										
		1A	1B	2B	1C	2C	3C	4C	6C	7C	1D	2D
		corresponds to IEC motor										
		63	71	63	80	71	71	71	63	80	90	80
Housing	k <sub>1</sub>	75	77	75	91						115	
	k <sub>2</sub>	120	145	120	145						180	
Flange	a <sub>3</sub>	90	105	90	160	160	105	120	160	120	160	
	b <sub>3</sub> H8	60	70	60	110	110	70	80	110	80	110	
	c <sub>3</sub>	7	8	7	10	10	8	8	10	8	10	
	e <sub>3</sub>	75	85	75	130	130	85	100	130	100	130	
	f <sub>3</sub>	3	3	3	4	4	3	3.5	4	3.5	4	
	s <sub>3</sub> 4 x	5.5	6.6	5.5	9	9	6.6	6.6	9	6.6	9	
Required motor shafts	d <sub>3</sub>	11	14	11	19	14	14	14	11	19	24	19
	l <sub>3</sub>	min	23	30	23	25			23	25	50	40
		max	23	30	23	40			40	40	50	50
	u <sub>1</sub>	4	5	4	6	5	5	5	4	6	8	6
t <sub>1</sub>	12.5	16	12.5	21.5	16	16	16	12.5	21.5	27	21.5	
Gearbox size	Overall length k											
05	331	338	331	352								
06	369	376	369	390						424		
07		434		448						482		
09		491		505						539		
11				565						599		
14										678		

# Shaft-mounted helical gearbox dimensions

## Gearbox with mounting flange for IEC standard motors



Gearbox <b>GFLOQ-3N HCK</b>		Drive size												
		1E	2E	3E	4E	1F	2F	3F	1G	2G	3G	1H	2H	3H
		corresponds to IEC motor												
		100 112	90	80	90	100 112	90	90	132	100 112	132	160	180	132
Housing	k <sub>1</sub>	110		130	139		159	180	160	180	214	214	184	
	k <sub>2</sub>	180		180	180		180	265		300				
Flange	a <sub>3</sub>	160		188	160		188	300	250	250	350	350	300	
	b <sub>3</sub> H8	110		130	110		130	230	180	180	250	250	230	
	c <sub>3</sub>	10		20	10		20	18	18	35	20	20	18	
	e <sub>3</sub>	130		165	130		165	265	215	215	300	300	265	
	f <sub>3</sub>	4		4	4		4	4.5		6	6	4.5		
	s <sub>3</sub> 4 x	9		M10	9		M10	13.5		17.5	17.5	13.5		
Required motor shafts	d <sub>3</sub>	28	24	19	24	28	24	24	38	28	38	42	48	38
	l <sub>3</sub> min max	30		50	30		50	80	60	80	110	110	80	
		60		50	60		50	80	60	80	110	110	80	
	u <sub>1</sub>	8	8	6	8	8	8	8	10	8	10	12	14	10
t <sub>1</sub>	31	27	21.5	27	31	27	27	41	31	41	45	51.5	41	
Gearbox size	Overall length k													
07	477		497			583								
09	534		554	563		583								
11	594		614	623		643		678	658	678	716	716	686	
14	673		693	702		722		757	737	757	795	795	765	

Gearbox size	o*	o <sub>1</sub>	o <sub>2</sub>	o <sub>3</sub>	o <sub>4</sub>	p*	p <sub>1</sub>	a	a <sub>4</sub>	k <sub>s</sub>
05	165	173	107	174	23	252	78	112.5	54.5	46
06	206	201	111	201	20	315	98	140	58	55
07	256	255	135	254	24	386	118	173	74	72
09	318	300	170	298	27	486	149	220	93.5	77
11	395	350	216	345	34	600	181	276.5	120	85
14	490	410	271	400	38	740	228	339	154	89

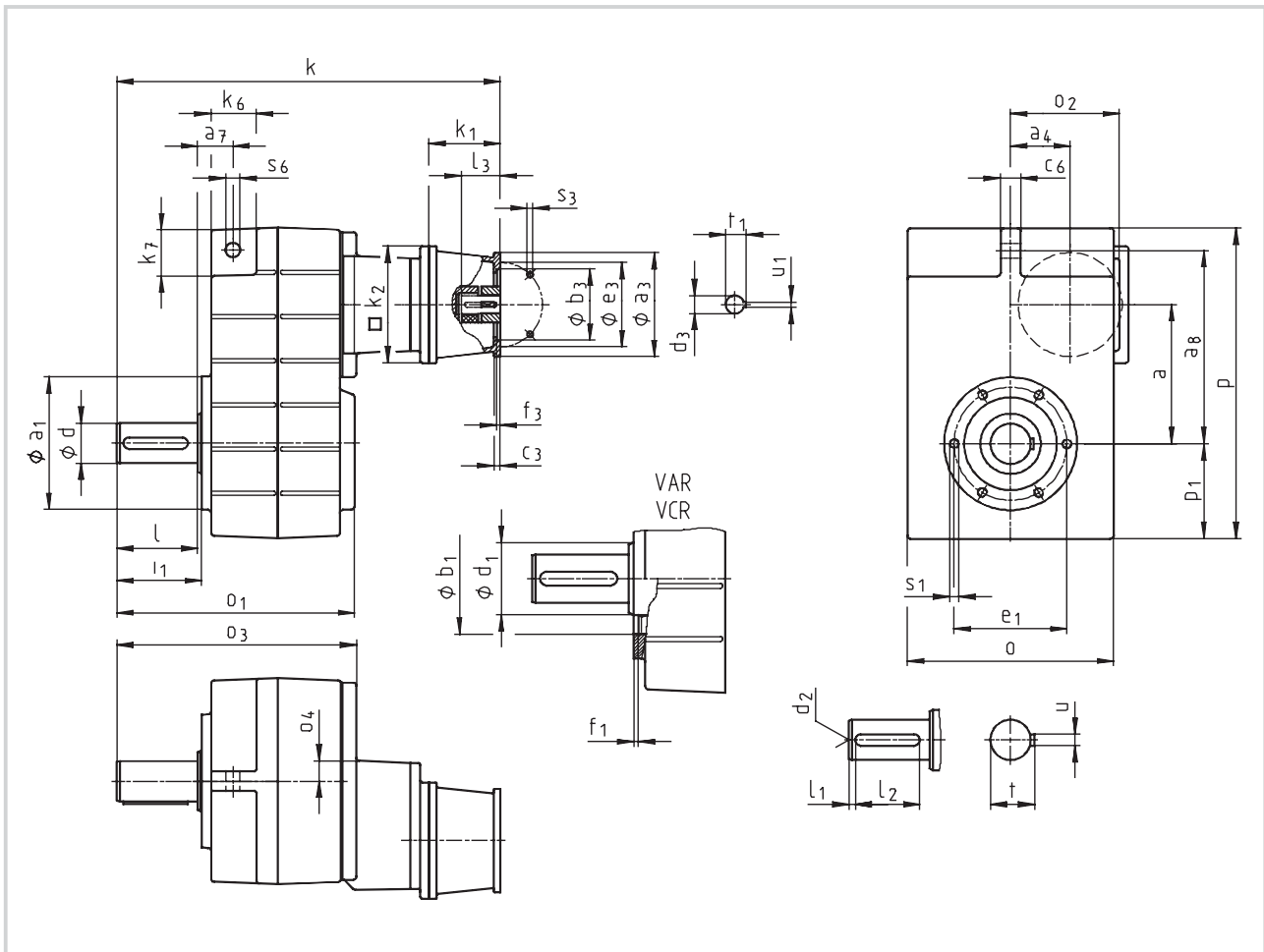
Gearbox size	d H7	l	Hollow shaft				Output flange							
			d <sub>1</sub>	l <sub>1</sub>	u JS9	t +0.2	a <sub>2</sub>	b <sub>2</sub> j7	c <sub>2</sub>	e <sub>2</sub>	f <sub>2</sub>	i <sub>2</sub>	s <sub>2</sub>	
05	30	140	50	124	8	33.3	200	130	12	165	3.5	33	4 x 11	
	10				38.3									
06	40	160	65	140	12	43.3	200	130	12	165	3.5	42	4 x 11	
	14				48.8	250								180
07	50	200	75	175	14		53.8	250	180	15	215	4	55	
	16				59.3	300	230							17
09	60	240	95	210	18			64.4	350	250	18	300	4	
	20				74.9									
11	70	290	105	250	20	74.9	400	300	20	350	5	60	4 x 17.5	
	22				85.4	450								350
14	100	350	135	305	28		106.4	450	350	22	400	5	60	

Dimensions in [mm]

\* Observe dimension k<sub>2</sub>.

# Shaft-mounted helical gearbox dimensions

## Gearbox with mounting flange for IEC standard motors



4

Gearbox <b>GFLOO-3N VOR</b>		Drive size												
		1A	1B	2B	1C	2C	3C	4C	6C	7C	1D	2D		
		corresponds to IEC motor												
		63	71	63	80	71	71	71	63	80	90	80		
Housing	k <sub>1</sub>	75	77	75		91					115			
	k <sub>2</sub>	120	145	120		145					180			
Flange	a <sub>3</sub>	90	105	90	160	160	105	120	160	120	160			
	b <sub>3</sub> H8	60	70	60	110	110	70	80	110	80	110			
	c <sub>3</sub>	7	8	7	10	10	8	8	10	8	10			
	e <sub>3</sub>	75	85	75	130	130	85	100	130	100	130			
	f <sub>3</sub>	3	3	3	4	4	3	3.5	4	3.5	4			
	s <sub>3</sub> 4 x	5.5	6.6	5.5	9	9	6.6	6.6	9	6.6	9			
Required motor shafts	d <sub>3</sub>	11	14	11	19	14	14	14	11	19	24	19		
	l <sub>3</sub>	min	23	30	23	25					23	25	50	40
		max	23	30	23	40					40	40	50	50
	u <sub>1</sub>	4	5	4	6	5	5	5	4	6	8	6		
	t <sub>1</sub>	12.5	16	12.5	21.5	16	16	16	12.5	21.5	27	21.5		
Gearbox size	Overall length k													
	05	358	365	358	379									
06	408	415	408	429					463					
07		479		493					527					
09		551		565					599					
11				665					699					
14									818					

# Shaft-mounted helical gearbox dimensions

## Gearbox with mounting flange for IEC standard motors



Gearbox <b>GFLOQ-3N VQR</b>		Drive size												
		1E	2E	3E	4E	1F	2F	3F	1G	2G	3G	1H	2H	3H
		corresponds to IEC motor												
		100 112	90	80	90	100 112	90	90	132	100 112	132	160	180	132
Housing	k <sub>1</sub>	110			130	139		159	180	160	180	214	214	184
	k <sub>2</sub>	180			180	180		180	265			300		
Flange	a <sub>3</sub>	160			188	160		188	300	250	250	350	350	300
	b <sub>3</sub> H8	110			130	110		130	230	180	180	250	250	230
	c <sub>3</sub>	10			20	10		20	18	18	35	20	20	18
	e <sub>3</sub>	130			165	130		165	265	215	215	300	300	265
	f <sub>3</sub>	4			4	4		4	4.5			6	6	4.5
	s <sub>3</sub> 4 x	9			M10	9		M10	13.5			17.5	17.5	13.5
Required motor shafts	d <sub>3</sub>	28	24	19	24	28	24	24	38	28	38	42	48	38
	l <sub>3</sub> min max	30			50	30		50	80	60	80	110	110	80
		60			50	60		50	80	60	80	110	110	80
	u <sub>1</sub>	8	8	6	8	8	8	8	10	8	10	12	14	10
t <sub>1</sub>	31	27	21.5	27	31	27	27	41	31	41	45	51.5	41	
Gearbox size		Overall length k												
07		522			542			643						
09		594			614	623		643						
11		694			714	723		743	778	758	778	816	816	786
14		813			833	842		862	897	877	897	935	935	905

Gearbox size	Gearbox									Torque plate					
	o*	o <sub>1</sub>	o <sub>2</sub>	o <sub>3</sub>	o <sub>4</sub>	p*	p <sub>1</sub>	a	a <sub>4</sub>	a <sub>7</sub>	a <sub>8</sub>	c <sub>6</sub>	s <sub>6</sub>	k <sub>6</sub>	k <sub>7</sub>
05	165	197	107	201	23	252	78	112.5	54.5	29	155	16	14	35	38
06	206	236	111	240	20	315	98	140	58	35	195	20	14	46	46
07	256	296	135	299	24	386	118	173	74	44	240	25	18	56	56
09	318	356	170	358	27	486	149	220	93.5	50	300	32	22	70	70
11	395	445	216	445	34	600	181	276.5	120	65	375	40	26	84	90
14	490	544	271	540	38	740	228	339	154	80	455	50	32	100	114

Gearbox size	Solid shaft								Threaded pitch circle					
	d	l	d <sub>1</sub>	l <sub>1</sub>	l <sub>2</sub>	d <sub>2</sub>	u	t	a <sub>1</sub>	b <sub>1</sub> h7	e <sub>1</sub>	f <sub>1</sub>	i <sub>1</sub>	s <sub>1</sub> 6x60°
05	30	60	50	6	45	M10	8	33	118	80	100	4	64	M8x15
06	40	80	65	7	63	M16	12	43	140	100	120	4	85	M10x16
07	50	100	75	8	80	M16	14	53.5	165	115	140	5	105	M12x18
09	60	120	95	8	100	M20	18	64	205	145	175	6	125	M16x24
11	80	160	105	15	125	M20	22	85	240	140	205	6	166	M20x32
14	100	200	135	18	160	M24	28	106	290	170	250	6	207	M24x35

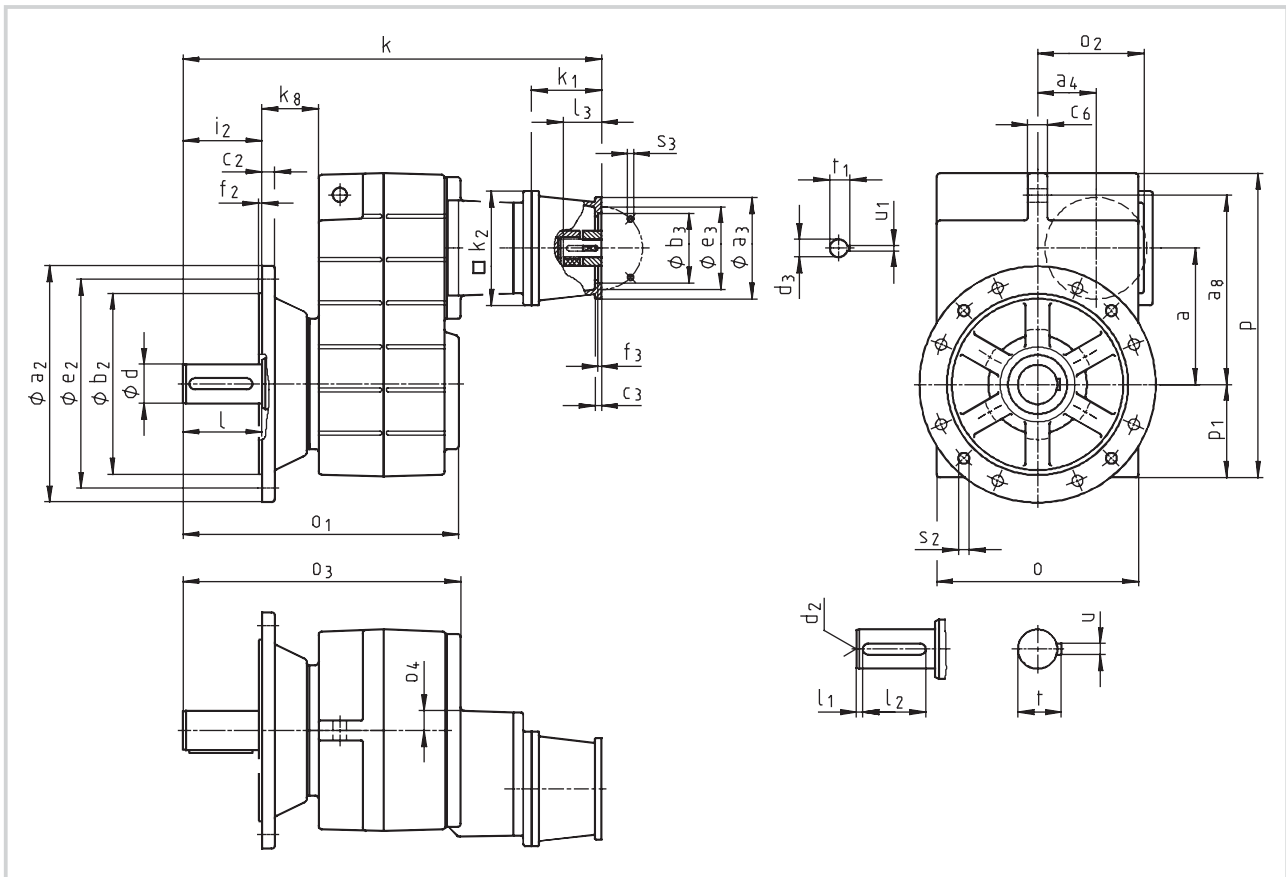
Dimensions in [mm]

\* Observe dimension k<sub>2</sub>.

d ≤ 50 mm: k6  
d > 50 mm: m6

# Shaft-mounted helical gearbox dimensions

## Gearbox with mounting flange for IEC standard motors



4

Gearbox <b>GFL□□-3N VCK</b>		Drive size											
		1A	1B	2B	1C	2C	3C	4C	6C	7C	1D	2D	
		corresponds to IEC motor											
		63	71	63	80	71	71	71	63	80	90	80	
Housing	$k_1$	75	77	75								91	115
	$k_2$	120	145	120								145	180
Flange	$a_3$	90	105	90	160	160	105	120	160	120	160		
	$b_3$ H8	60	70	60	110	110	70	80	110	80	110		
	$c_3$	7	8	7	10	10	8	8	10	8	10		
	$e_3$	75	85	75	130	130	85	100	130	100	130		
	$f_3$	3	3		4	4	3	3.5	4	3.5	4		
	$s_3$ 4 x	5.5	6.6	5.5	9	9	6.6	6.6	9	6.6	9		
Required motor shafts	$d_3$	11	14	11	19	14	14	14	11	19	24	19	
	$l_3$	min	23	30	23	25				23	25	50	40
		max	23	30	23	40				40	40	50	50
	$u_1$	4	5	4	6	5	5	5	4	6	8	6	
	$t_1$	12.5	16	12.5	21.5	16	16	16	12.5	21.5	27	21.5	
Gearbox size	Overall length $k$												
	<b>05</b>	391	398	391								412	
<b>06</b>	449	456	449								470	504	
<b>07</b>		534									548	582	
<b>09</b>		611									625	659	
<b>11</b>											725	759	
<b>14</b>												878	

# Shaft-mounted helical gearbox dimensions

## Gearbox with mounting flange for IEC standard motors



Gearbox <b>GFLOQ-3N VCK</b>		Drive size																			
		1E	2E	3E	4E	1F	2F	3F	1G	2G	3G	1H	2H	3H							
		corresponds to IEC motor																			
		100 112	90	80	90	100 112	90	90	132	100 112	132	160	180	132							
Housing	k <sub>1</sub>	110		130		139		159		180		160		180		214		214		184	
	k <sub>2</sub>	180		180		180		180		265		300		250		180		250		300	
Flange	a <sub>3</sub>	160		188		160		188		300		250		180		250		350		300	
	b <sub>3</sub> H8	110		130		110		130		230		180		180		250		250		230	
	c <sub>3</sub>	10		20		10		20		18		18		35		20		20		18	
	e <sub>3</sub>	130		165		130		165		265		215		215		300		300		265	
	f <sub>3</sub>	4		4		4		4		4.5		6		6		4.5		6		4.5	
	s <sub>3</sub> 4 x	9		M10		9		M10		13.5		17.5		17.5		13.5		17.5		13.5	
Required motor shafts	d <sub>3</sub>	28	24	19	24	28	24	24	38	28	38	42	48	38							
	l <sub>3</sub> min max	30		50		30		50		80		110		80							
		60		50		60		50		80		110		80							
	u <sub>1</sub>	8	8	6	8	8	8	8	10	8	10	12	14	10							
t <sub>1</sub>	31	27	21.5	27	31	27	27	41	31	41	45	51.5	41								
Gearbox size	Overall length k																				
07	577		597		703		838		818		838		876		876		846				
09	654		674		783		803		957		937		957		995		965				
11	754		774		803		957		937		957		995		995		965				
14	873		893		902		922		957		937		957		995		965				

Gearbox	Gearbox										
	o*	o <sub>1</sub>	o <sub>2</sub>	o <sub>3</sub>	o <sub>4</sub>	p*	p <sub>1</sub>	a	a <sub>1</sub>	k <sub>s</sub>	
05	165	230	107	234	23	252	78	112.5	54.5	46	
06	206	277	111	281	20	315	98	140	58	55	
07	256	351	135	354	24	386	118	173	74	72	
09	318	416	170	418	27	486	149	220	93.5	77	
11	395	505	216	505	34	600	181	276.5	120	85	
14	490	604	271	600	38	740	228	339	154	89	

Gearbox size	Solid shaft								Output flange						
	d	l	l <sub>1</sub>	l <sub>2</sub>	d <sub>2</sub>	u	t	a <sub>2</sub>	b <sub>2</sub> j7	c <sub>2</sub>	e <sub>2</sub>	f <sub>2</sub>	i <sub>2</sub>	s <sub>2</sub>	
05	30	60	6	45	M10	8	33	200	130	12	165	3.5	60	4 x 11	
06	40	80	7	63	M16	12	43	250	180	15	215	4	80	4 x 14	
07	50	100	8	80	M16	14	53.5	250 300	180 230	15 17	215 265	4	100	4 x 14	
09	60	120	8	100	M20	18	64	350	250	18	300	4	120	4 x 17.5	
11	80	160	15	125	M20	22	85	400 450	300 350	20 22	350 400	5	160	4 x 17.5 8 x 17.5	
14	100	200	18	160	M24	28	106	450	350	22	400	5	200	8 x 17.5	

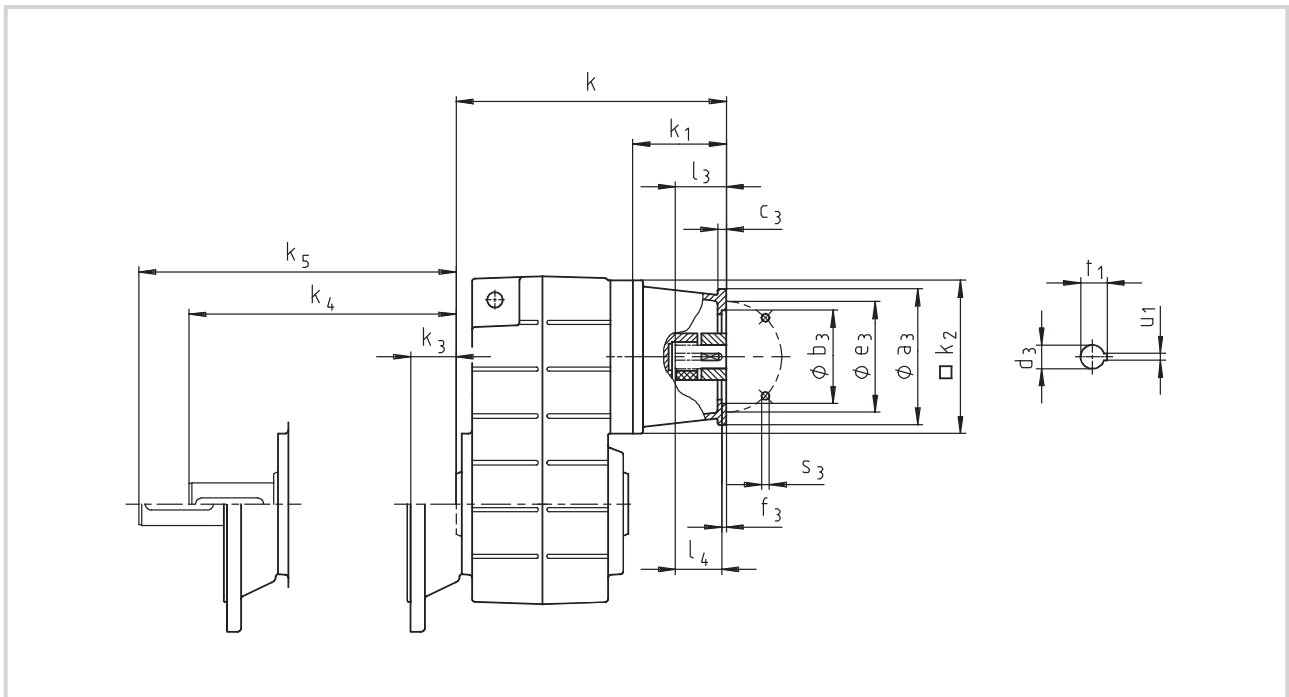
Dimensions in [mm]

\* Observe dimension k<sub>2</sub>.

d ≤ 50 mm: k6  
d > 50 mm: m6

# Shaft-mounted helical gearbox dimensions

## Gearbox with mounting flange for NEMA motors



4

Gearbox <b>GFLOO-2N □□□</b>		Drive size								
		5B	5C	5D	5E	5G	5H	6H		
		Corresponds to NEMA motor								
		56 C	56 C	143 TC 145 TC	182 TC 184 TC	213 TC 215 TC	254 TC 256 TC	284 TC 286 TC		
Housing	k <sub>1</sub>	104	104	119	151	206	209	222		
	k <sub>2</sub>	145	145	180	180	265	300	300		
Flange	a <sub>3</sub>	170	170	170	230	300	300	300		
	b <sub>3</sub>	114.3 <sup>+0.05</sup> <sub>0</sub>	114.3 <sup>+0.05</sup> <sub>+0</sub>	114.3 <sup>+0.05</sup> <sub>+0</sub>	215.9 <sup>+0.07</sup> <sub>+0</sub>	215.9 <sup>+0.07</sup> <sub>+0</sub>	215.9 <sup>+0.07</sup> <sub>+0</sub>	266.7 <sup>+0.07</sup> <sub>+0</sub>		
	c <sub>3</sub>	12	12	12	18	44	43	56		
	e <sub>3</sub>	149.2	149.2	149.2	184.2	184.2	184.2	228.6		
	f <sub>3</sub>	5	5	4	4	4	4	4		
	s <sub>3</sub>	10.5	10.5	10.5	14	14	14	14		
	Required motor shafts	d <sub>3</sub>	15.875	15.875	22.225	28.575	34.925	41.275	47.625	
	l <sub>3</sub>	52.4	52.4	54.0						
	l <sub>4</sub>				66.7	79.4	95.3	111.1		
	u <sub>1</sub>	4.763	4.763	4.763	6.350	7.938	9.525	12.700		
	t <sub>1</sub>	18.009	18.009	24.384	31.496	38.608	45.466	53.086		
Gearbox size	Output design			Overall length of output design						
	HCK Δk <sub>3</sub>	VQR Δk <sub>4</sub>	VCK Δk <sub>5</sub>	HQR k						
04	33	50	83	234	234	259				
05	33	60	93	255	255	280	312			
06	41	80	121	268	268	293	325			
07	55	100	155		301	326	358	427	435	
09	60	120	180			360	392	461	469	482
11	60	160	220			401	433	502	510	523
14	60	200	260					547	555	568

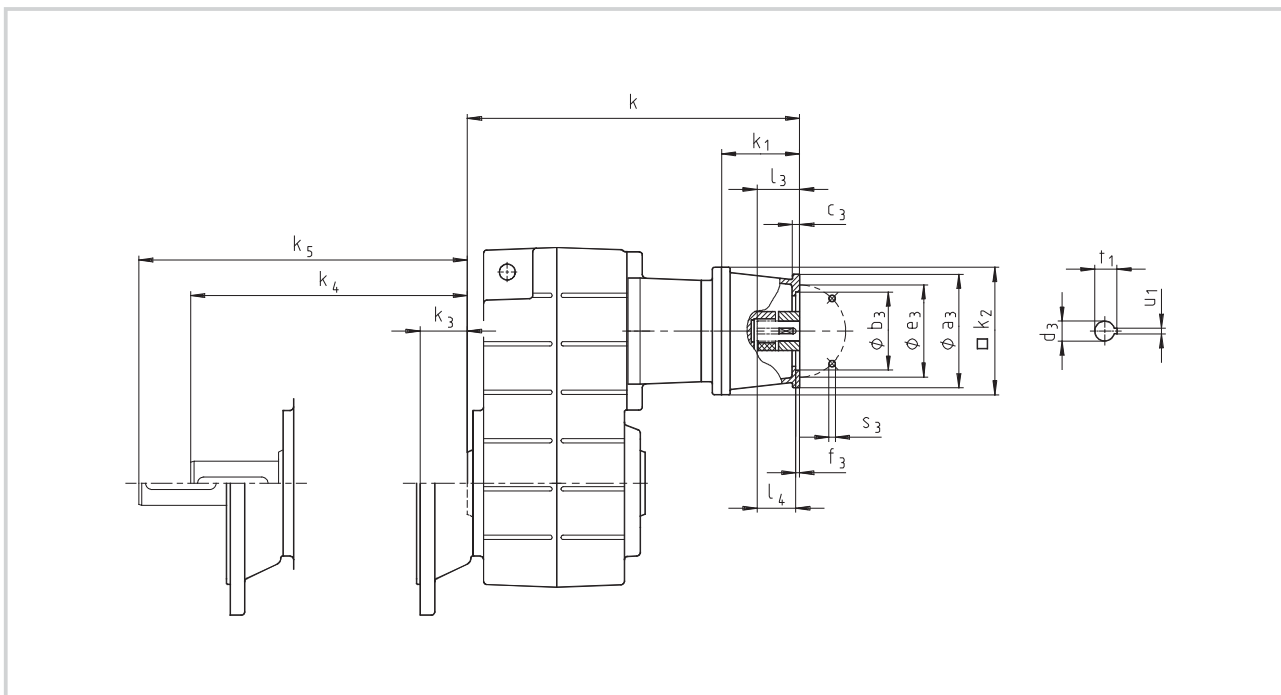
Dimensions in [mm]

For other dimensions, see Gearbox with mounting flange for IEC standard motors.



# Shaft-mounted helical gearbox dimensions

## Gearbox with mounting flange for NEMA motors



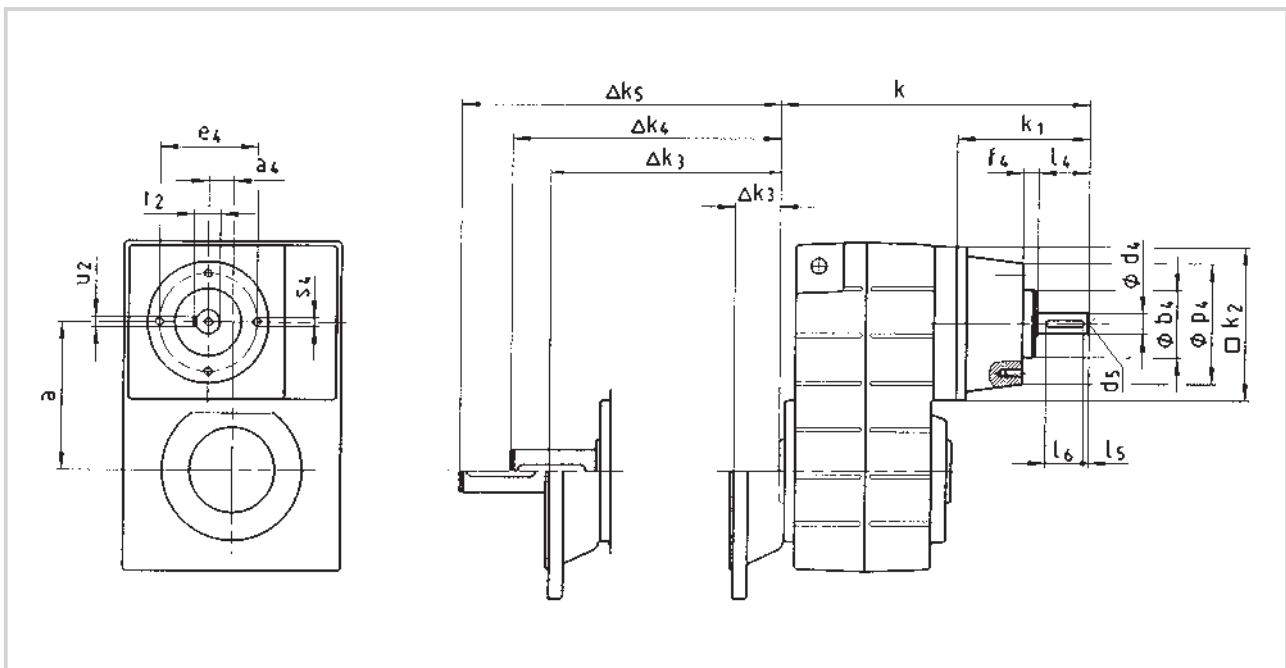
Gearbox <b>GFLO0-3N 000</b>		Drive size								
		5B	5C	5D	5E	5G	5H	6H		
		Corresponds to NEMA motor								
		56 C	56 C	143 TC 145 TC	182 TC 184 TC	213 TC 215 TC	254 TC 256 TC	284 TC 286 TC		
Housing	$k_1$	104	104	119	151	206	209	222		
	$k_2$	145	145	180	180	265	300	300		
Flange	$a_3$	170	170	170	230	300	300	300		
	$b_3$	114.3 <sup>+0.05</sup> <sub>0</sub>	114.3 <sup>+0.05</sup> <sub>+0</sub>	114.3 <sup>+0.05</sup> <sub>+0</sub>	215.9 <sup>+0.07</sup> <sub>+0</sub>	215.9 <sup>+0.07</sup> <sub>+0</sub>	215.9 <sup>+0.07</sup> <sub>+0</sub>	266.7 <sup>+0.07</sup> <sub>+0</sub>		
	$c_3$	12	12	12	18	44	43	56		
	$e_3$	149.2	149.2	149.2	184.2	184.2	184.2	228.6		
	$f_3$	5	5	4	4	4	4	4		
	$s_3$	10.5	10.5	10.5	14	14	14	14		
	Required motor shafts	$d_3$	15.875	15.875	22.225	28.575	34.925	41.275	47.625	
$l_3$		52.4	52.4	54.0						
$l_4$					66.7	79.4	95.3	111.1		
$u_1$		4.763	4.763	4.763	6.350	7.938	9.525	12.700		
$t_1$		18.009	18.009	24.384	31.496	38.608	45.466	53.086		
Gearbox size	Output design			Overall length of output design						
	HCK $\Delta k_3$	VQR $\Delta k_4$	VCK $\Delta k_5$	HQR k						
05	33	60	93	332	332					
06	41	80	121	362	362	387				
07	55	100	155	406	406	431	463			
09	60	120	180	458	458	483	515			
11	60	160	220		518	543	575	643	651	664
14	60	200	260			622	654	722	730	743

Dimensions in [mm]

For other dimensions, see Gearbox with mounting flange for IEC standard motors.

# Shaft-mounted helical gearbox dimensions

## Gearbox with free input shaft



4

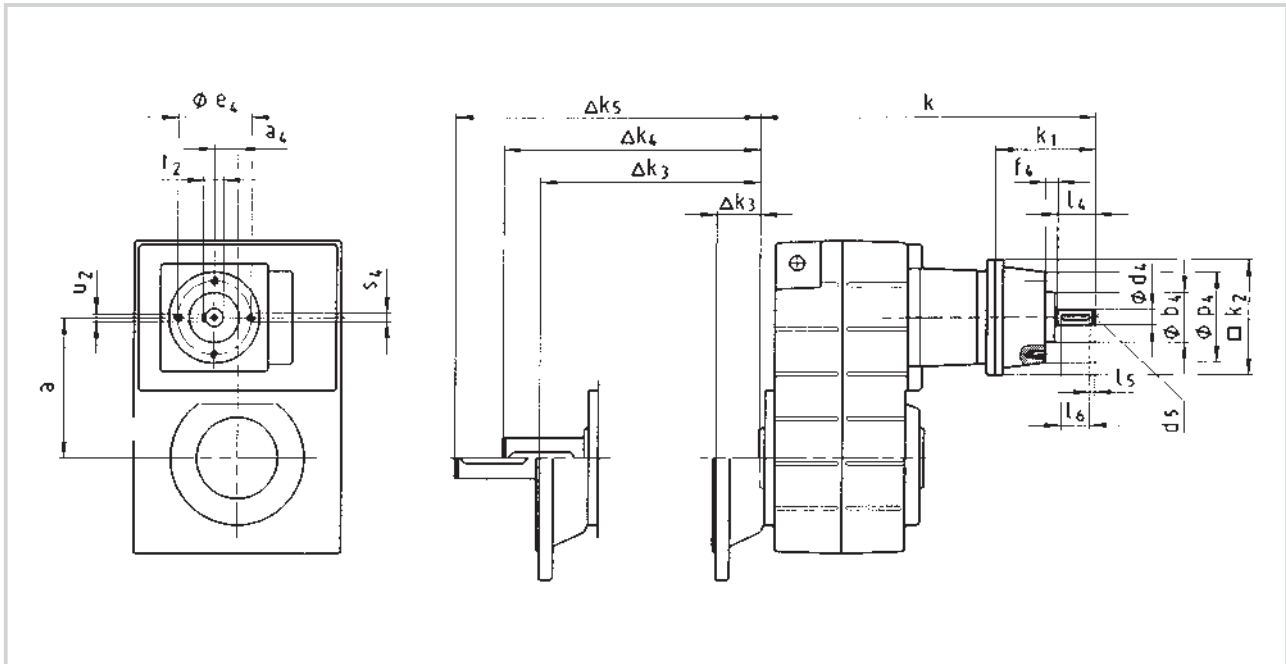
Gearbox			Drive size								
<b>GFLO0-2W □□□</b>			1A	1B	1C	1D	1E	1F	1G	1H	1K
Housing	$k_1$		100	100	102	130	160	175	175	182	220
	$k_2$		115	115	145	145	180	222	222	300	300
Threaded pitch circle with centring	$p_4$		80	86	90	120	142	178	216	262	262
	$b_4$	js8	52	52	52	65	78	98	125	155	155
	$e_4$		67	67	67	90	115	145	175	210	210
	$f_4$		12	12	12	12	22	23	23	23	32
	$s_4$	4 x 8 x	M6x12	M6x12	M6x12	M8x16	M10x20	M12x24	M16x30	M20x36	M20x36
Input shaft	$d_4$	k6	14	14	14	19	24	28	38	42	48
	$l_4$		35	35	40	50	60	80	100	110	110
	$l_5$		4.5	4.5	4	4	6	7	8	8	8
	$l_6$		25	25	32	40	45	63	80	90	90
	$d_5$		M6	M6	M6	M6	M8	M10	M12	M16	M16
	$u_2$		5	5	5	6	8	8	10	12	14
	$t_2$		16	16	16	21.5	27	31	41	45	51.5
Gearbox size	Gearbox *					Overall length of output design HDR					
	a	$a_4$	HCK	VQR	VCK	k					
04	90.5	12.5	33	50	83	200	200	232			
05	112.5	18.5	33	60	93		228	253	281		
06	140	22	41	80	121			266	294	334	355
07	173	29	55	100	155				327	367	388
09	220	37.5	60	120	180					401	422
11	276.5	50	60	160	220					463	463
14	339	65	60	200	260					508	528

Dimensions in [mm]

\* For further dimensions, see Dimensions - Shaft-mounted helical geared motors (low-profile geared motors).

# Shaft-mounted helical gearbox dimensions

## Gearbox with free input shaft

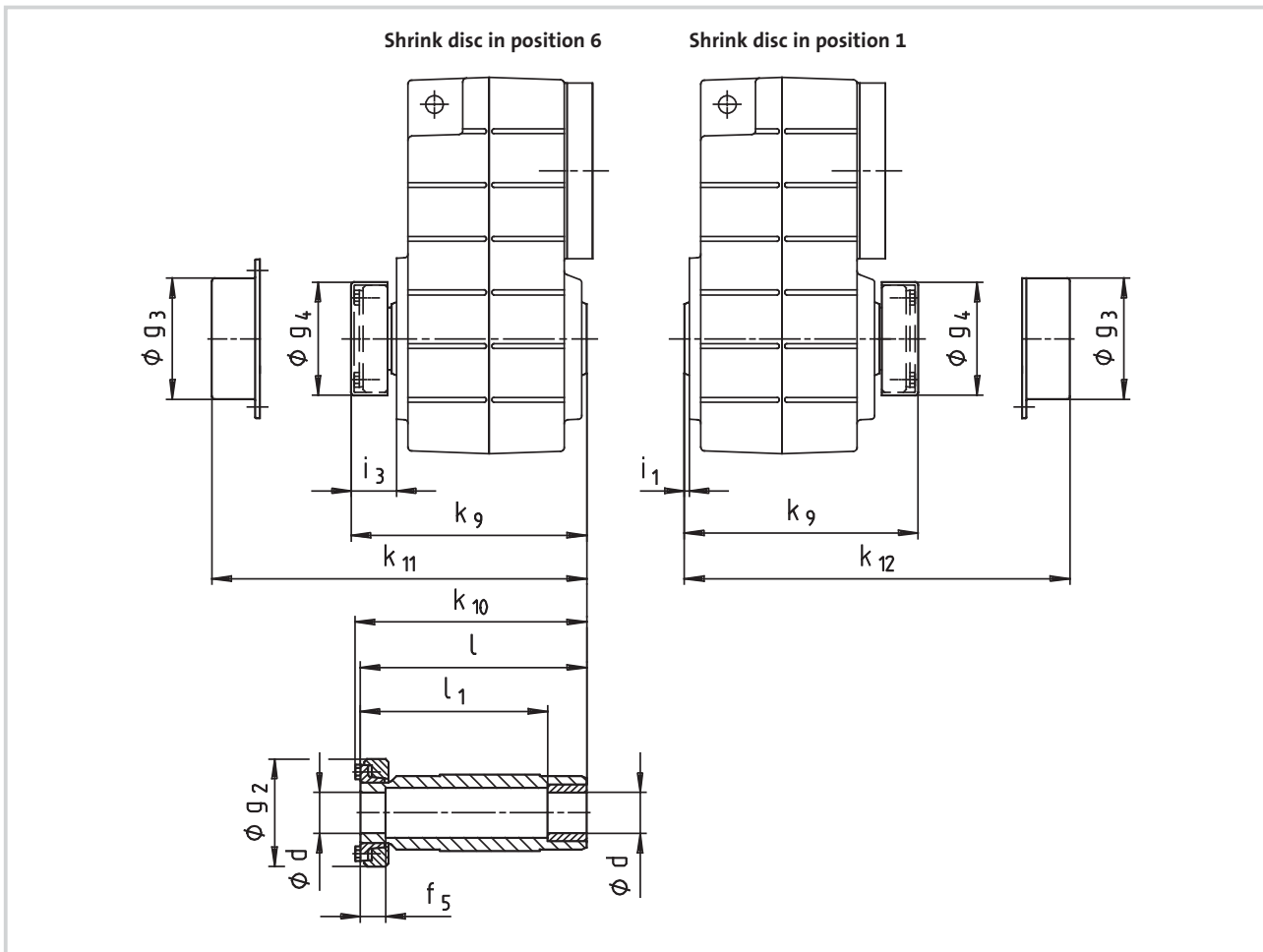


Gearbox		Drive size											
<b>GFLO0-3W 000</b>		1A	1B	1C	1D	1E	1F	1G	1H				
Housing	$k_1$	100	100	102	130	160	175	175	182				
	$k_2$	115	115	145	145	180	222	222	300				
	Threaded pitch circle with centring	$p_4$	80	86	90	120	142	178	216	262			
	$b_4$ js8	52	52	52	65	78	98	125	155				
	$e_4$	67	67	67	90	115	145	175	210				
	$f_4$	12	12	12	12	22	23	23	23				
	$s_4$ 4 x 8 x	M6x12	M6x12	M6x12	M8x16	M10x20	M12x24	M16x30	M20x36				
	Input shaft	$d_4$ k6	14	14	14	19	24	28	38	42			
		$l_4$	35	35	40	50	60	80	100	110			
		$l_5$	4.5	4.5	4	4	6	7	8	8			
$l_6$		25	25	32	40	45	63	80	90				
$d_5$		M6	M6	M6	M6	M8	M10	M12	M16				
$u_2$		5	5	5	6	8	8	10	12				
$t_2$	16	16	16	21.5	27	31	41	45					
Gearbox size	Gearbox *					Overall length of output design HDR							
	a	$a_4$	$\Delta k_3$	$\Delta k_4$	$\Delta k_5$	k							
05	112.5	54.5	33	60	93	298	298	330					
06	140	58	41	80	121	328	328	360					
07	173	74	55	100	155		379	404	432				
09	220	93.5	60	120	180			456	484	524	545		
11	276.5	120	60	160	220				544	584	605	605	
14	339	154	60	200	260					663	684	684	704

Dimensions in [mm]

\* For further dimensions, see Dimensions - Shaft-mounted helical geared motors (low-profile geared motors).

## Hollow shaft with shrink disc



Gearbox size	Machine shaft *)		Hollow shaft with shrink disc						Protective cap			Cover		
	d	Fit	i <sub>1</sub>	g <sub>2</sub>	k <sub>10</sub>	l	l <sub>1</sub>	f <sub>5</sub>	i <sub>3</sub>	g <sub>4</sub>	k <sub>9</sub>	g <sub>3</sub>	k <sub>11</sub>	k <sub>12</sub>
04	25 30	h6	2.5	72	147.5	142	122	26	37	76	149.5	79	154	–
05	35	h6	4	80	173.5	168	148	28	39.5	84	175.5	90	179	–
06	40	h6	5	90	199.5	194	164	30	46.5	94	201.5	100	204	205
07	50	h6	5	110	237.5	232	192	26	45.5	116	240.5	124	244	245
09	65	h6	5	141	285	278	228	30	53	147	288	159	287	288
11	80	h6	6	170	344	338	238	42	63	176	347	191	349	350
14	100	h6	7	215	415	407	307	55	75	221	418	253	421	422

Dimensions in [mm]

\* Ensure that the strength of the shaft material is adequate in shrink disc designs. When using typical steels (e.g. C45, 42CrMo4), the torques listed in the selection tables can be used without restriction. When using material that is considerably weaker, please consult us. Medium surface roughness Rz must not exceed 15 µm (turning operation is sufficient).

Not suitable for through machine shaft at motor end:  
 GFL04-2M S□□ 080C□□; d=30  
 GFL05-2M S□□ 100C□□; d=35  
 GFL07-2M S□□ 160-□□; d=50/55  
 GFL11-2M S□□ 225-□□; d=80

Output flange and hollow shaft with shrink disc (design S□K) is only possible with shrink disc in position 1.

For other dimensions, see Gearboxes/geared motors with hollow shaft (output design H□□).



### Hollow shaft with shrink disc

Possible shrink disc combinations at the drive end (position 1)

Gearbox size	Geared motors GFL□□-2M with motor frame size									
	063	071	080	090	100	112	132	160	180	225
04										
05	● 1)	● 1)								
06	●	●	●	● 1)	● 1)					
07			●	●	●	● 1)				
09				●	●	●	●			
11					●	●	●	●	●	●
14						●	●	●	●	●

Gearbox size	Gearbox with mounting flange for IEC standard motors GFL□□-2N with drive size									
	1A	1B	2B	□C	□D	□E	□F	□G	□H	□K
04										
05										
06		●		●	● 1)	● 1)	● 1)			
07				●	●	●	●			
09					●	●	●	●		
11						●	●	●	●	●
14								●	●	●

Gearbox size	Gearbox with free input shaft GFL□□-2W with drive size									
	1A	1B	1C	1D	1E	1F	1G	1H	1K	
04										
05		● 1)								
06		●	●	●	● 1)					
07				●	●	● 1)	● 1)			
09					●	●	●	● 1) 2)		
11						●	●	●	●	
14							●	●	●	

1) Without cover

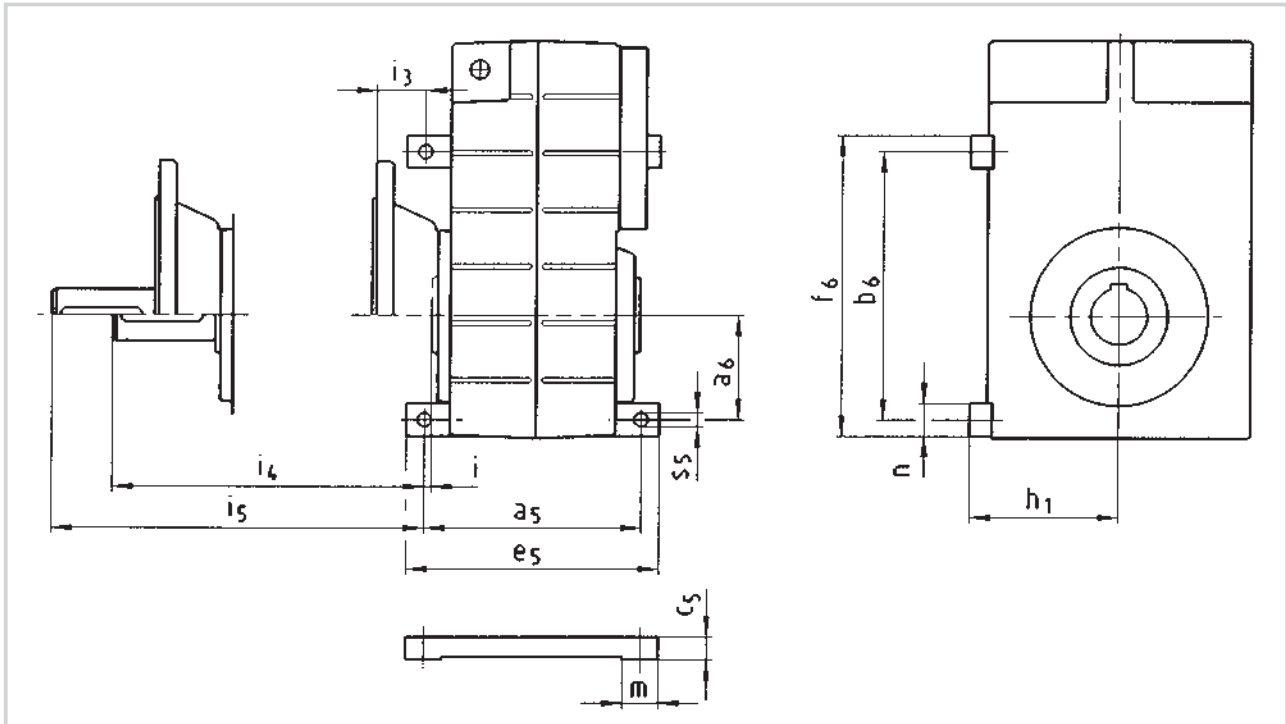
2) Without protective cap

Terminal box position 4 is not possible with geared motors GFL□□-2M with shrink disc in position 1.

With geared motors/gearboxes GFL□□-3□, all designs are possible.

Dimensions in [mm]

## Foot mounting in position 3



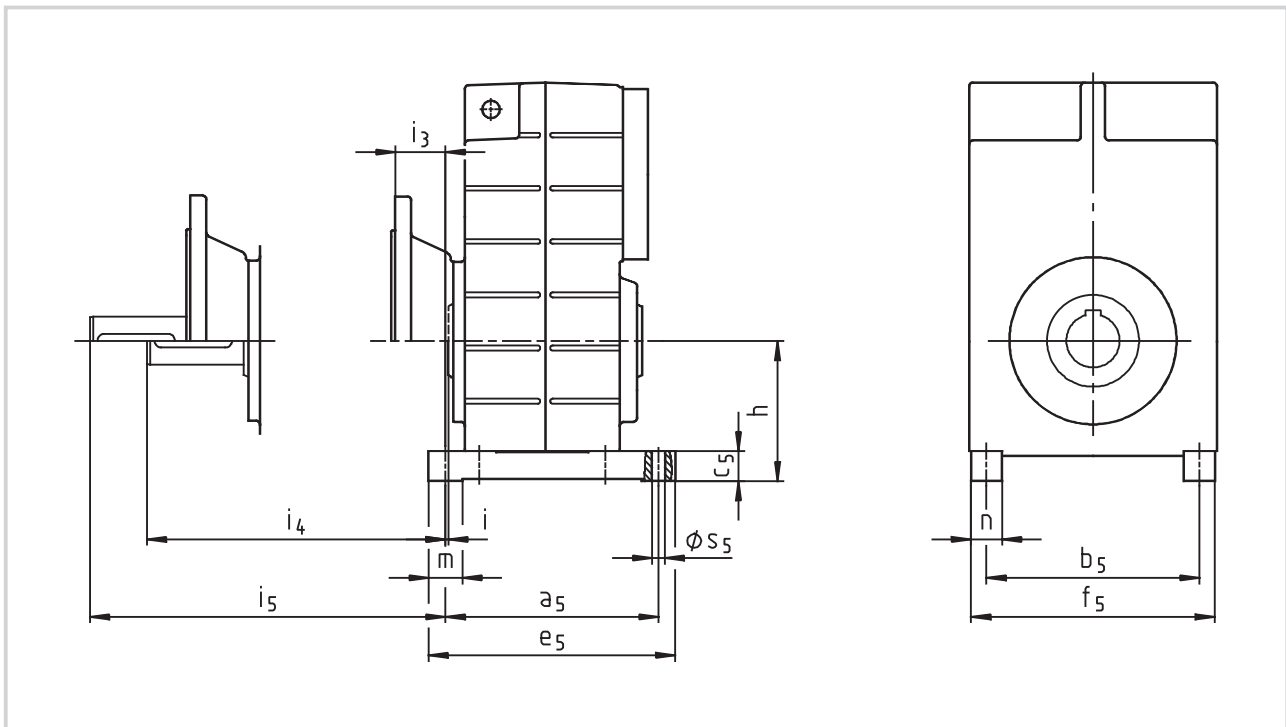
4

Gearbox size	Gearbox Output design						Foot									Foot not possible with drive design					
	HAR HBR SAR SBR	HAK SAK	VAR VBR	VAK	$a_6$	$h_1$	$i$	$i_3$	$i_4$	$i_5$	$a_5$	$b_6$	$c_5$	$e_5$	$f_6$	$n$	$m$	$s_5$	M	N	W
04					47	90	4.5	28.5	45.5	78.5	130	115	18	152	140	25	22	6.6	> 080-□□	> □C	
05					65	100	2	31	58	91	160	167	21	185	192	25	25	9	> 080-□□	> □C	
06					80	125	2	39	78	119	175	205	27	205	233	28	30	11	> 100-□□		> □E
07					100	155	3	52	97	152	220	260	31	255	292	32	35	13.5	> 132-□□	> □G	
09					125	190	3	57	117	177	260	335	36	300	375	40	40	17.5			
11					155	240	3	57	157	217	315	435	48	365	485	50	50	22			
14					200	295	3	57	197	257	375	540	57	430	600	60	55	26			

Dimensions in [mm]



## Foot mounting in position 4

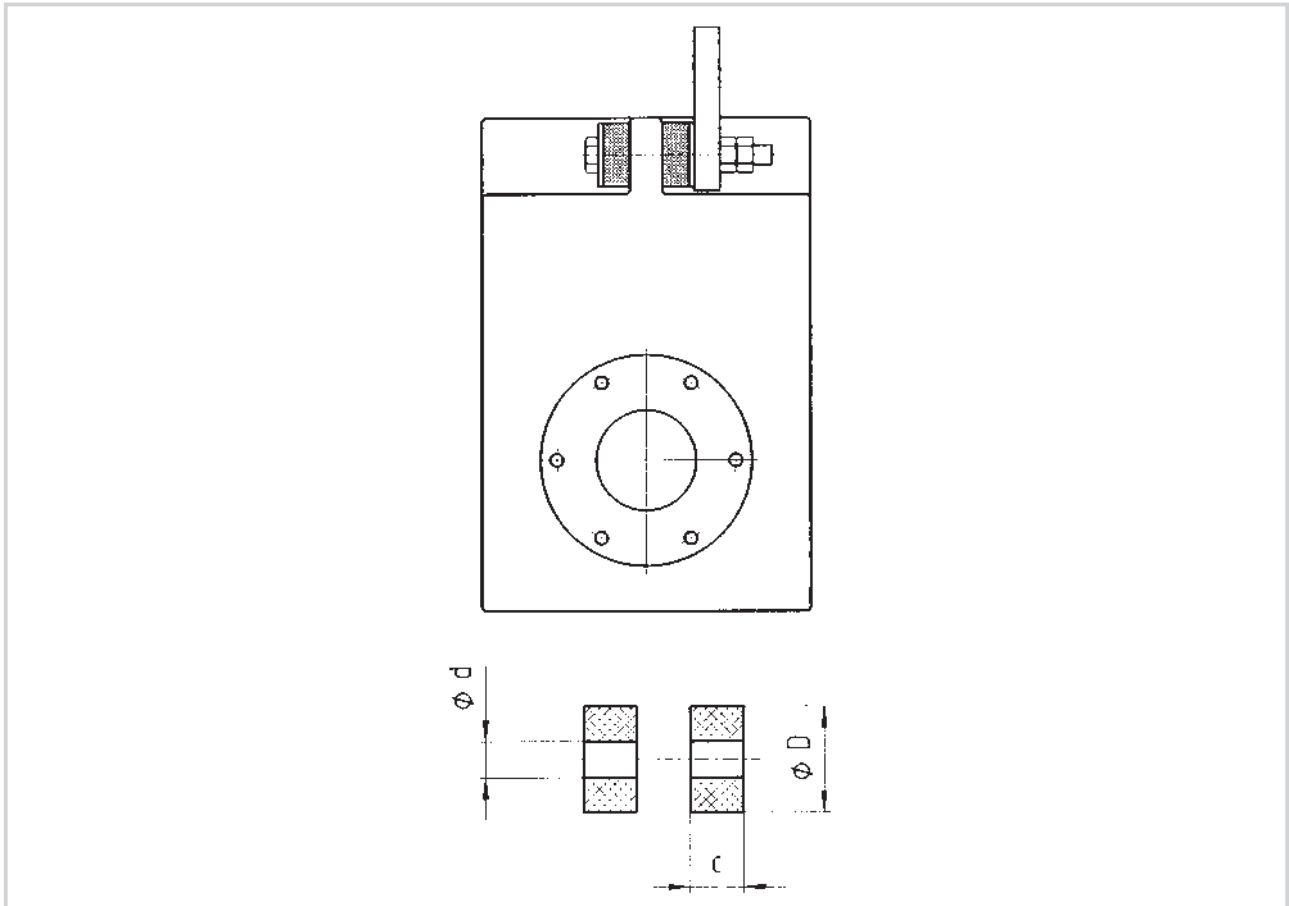


Gearbox size	Gearbox					Foot								
	HAR HBR SAR SBR	HAK SAK	VAR VBR	VAK										
	h	i	i <sub>3</sub>	i <sub>4</sub>	i <sub>5</sub>	a <sub>5</sub>	b <sub>5</sub>	c <sub>5</sub>	e <sub>5</sub>	f <sub>5</sub>	n	m	s <sub>5</sub>	
04	85	4.5	28.5	45.5	78.5	130	108	18	152	133	25	22	6.6	
05	95	2	31	58	91	160	140	21	185	165	25	25	9	
06	120	2	39	78	119	175	175	27	205	203	28	30	11	
07	145	3	52	97	152	220	220	31	255	252	32	35	13.5	
09	180	3	57	117	177	260	275	36	300	315	40	40	17.5	
11	224	3	57	157	217	315	340	48	365	390	50	50	22	
14	278	3	57	197	257	375	425	57	430	485	60	55	26	

Dimensions in [mm]

Note: With mounting positions E and F, the oil control plug/oil-sight glass are located between the feet in position 4.

### Rubber buffer set



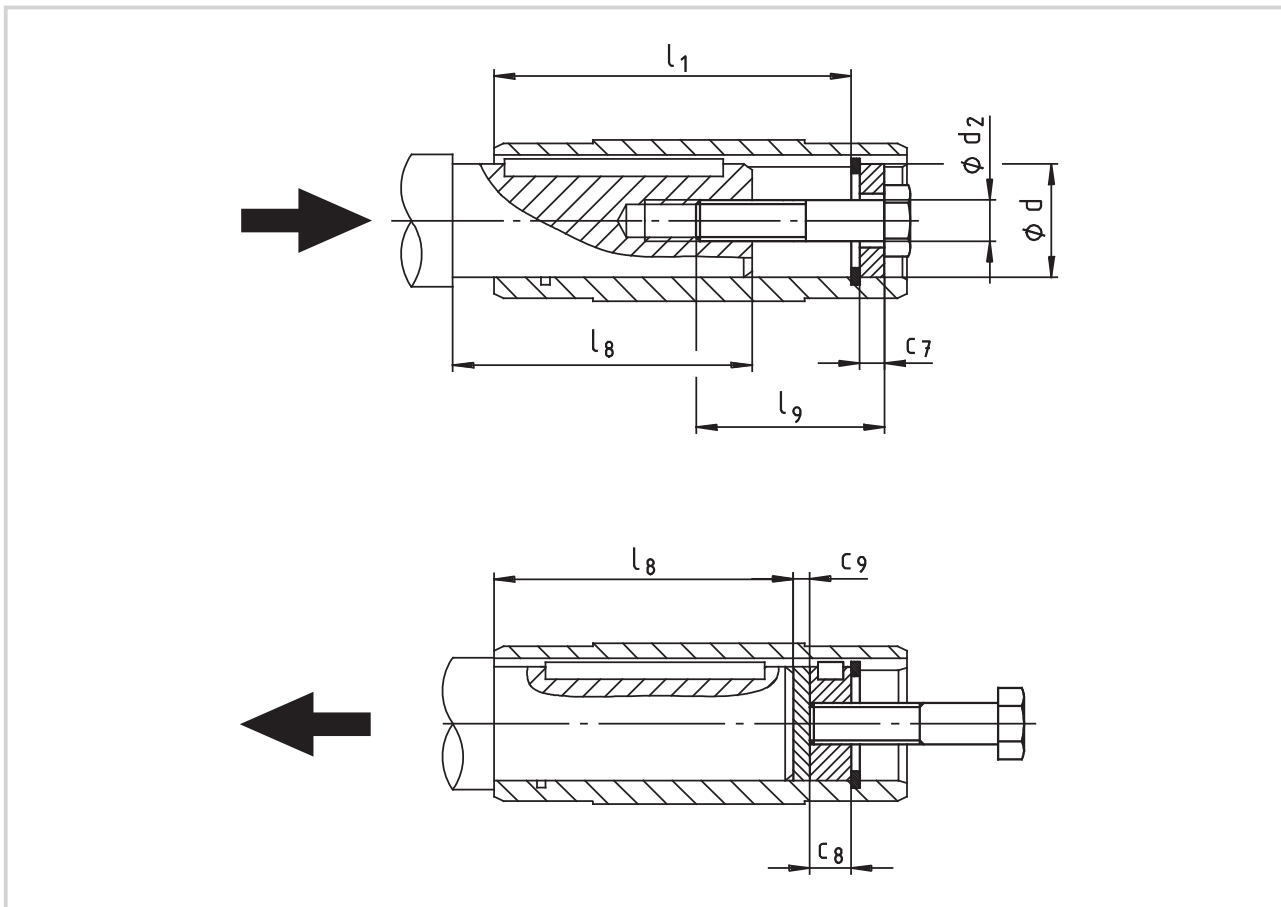
Gearbox size	d	D	c
04	11	30	14.5
05	11	30	14.5
06	13	40	15
07	17	50	27
09	21	60	28
11	26	72	29
14	33	92	30

Dimensions in [mm]





## Mounting set for hollow shaft circlip - Proposed design for auxiliary tools



4

Gearbox size	Hollow shaft (design H)			Hollow shaft circlip mounting set (auxiliary tool for assembly)			Auxiliary tool for disassembly		Machine shaft max $l_8$
	$l$	$l_1$	$d$ H7	$d_2$	$l_9$	$c_7$	$c_8$	$c_9$	
04	115	100	25 30	M10 M10	40	5 6	10	3	85
05	140	124	30 35	M10 M12	40 50	6 7	10 12	3	107
06	160	140	40 45	M16	60	8 9	16	4	118
07	200	175	50 55	M16 M20	60 80	10 11	16 20	5	148
09	240	210	60 70	M20	80	13 14	20	5	182
11	290	250	70 80	M20	80	14 16	20	6	221
14	350	305	100	M24	100	20	24	8	270

Dimensions in [mm]



## Technical data

Permissible radial and axial forces	
Output	5-2
Output backlash	5-4
Moments of inertia	5-5
Ventilation	5-7
Weights	5-8

## Selection tables

Gearbox with mounting flange	5-10
------------------------------	------

## Dimensions

Gearbox with mounting flange for	
IEC standard motors	5-22
NEMA motors	5-30
Other dimensions	5-31
Hollow shaft with shrink disc	5-31
With second output shaft end	5-32
Hoseproof hollow shaft cover	5-33
Rubber buffer for torque plate	5-33
Torque plate at threaded pitch circle	5-34
Torque plate at housing foot	5-36
Hollow shaft circlip mounting set	5-37
Proposed design for auxiliary tools	5-37

### Bevel gearbox GKR□□

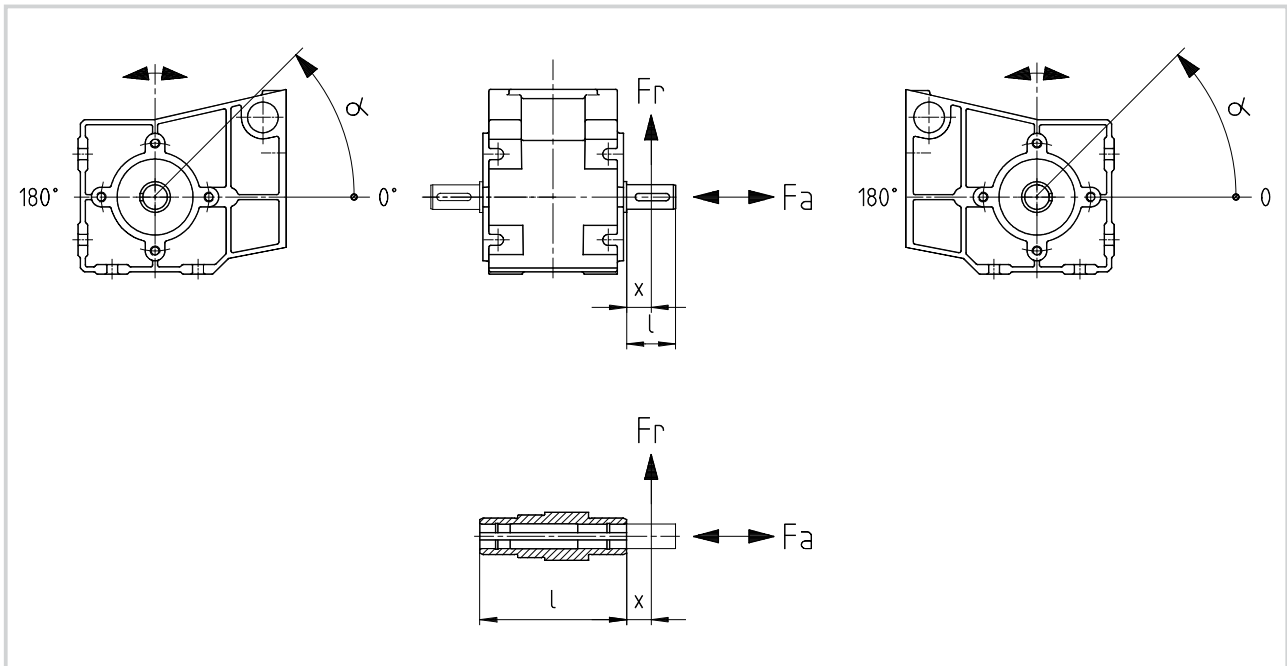
#### Permissible radial force

$$F_{rperm} = \min(f_w \cdot f_\alpha \cdot F_{rTab}; f_w \cdot F_{rmax})$$

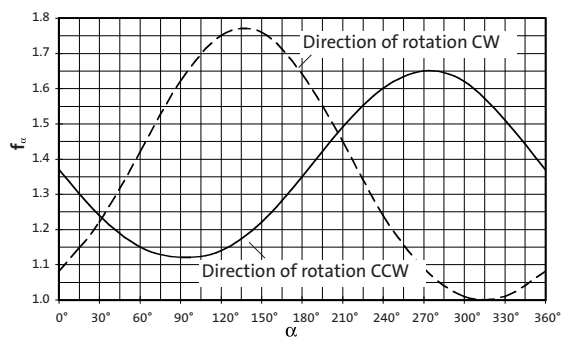
#### Permissible axial force

$$F_{aperm} = F_{aTab} \quad \text{at } F_r = 0$$

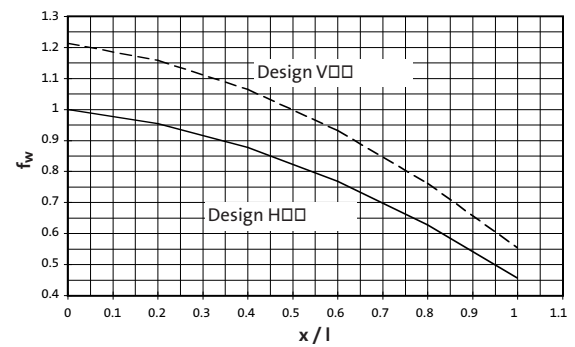
Contact Lenze if  $F_r$  and  $F_a \neq 0$ .



**$f_\alpha$**  Effective direction factor at output shaft



**$f_w$**  Additional load factor at output shaft



# Technical data - Bevel gearboxes

## Permissible radial and axial forces - Output



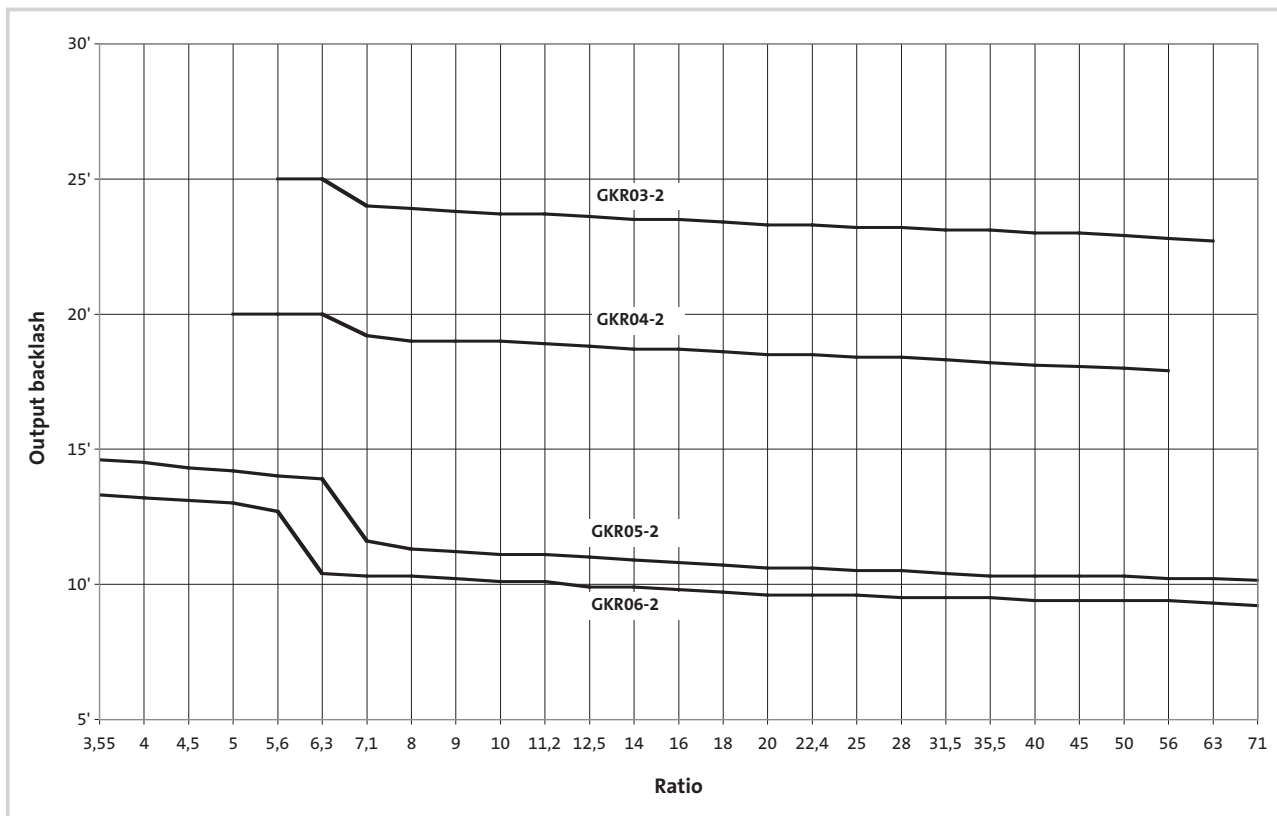
H00	Hollow shaft Application of force $F_r$ : At hollow shaft end face ( $x = 0$ ) $F_{aTab}$ only valid for $F_r = 0$							
	GKR03		GKR04		GKR05		GKR06	
$n_2$ [rpm]	$F_{rTab}$ [N]	$F_{aTab}$ [N]	$F_{rTab}$ [N]	$F_{aTab}$ [N]	$F_{rTab}$ [N]	$F_{aTab}$ [N]	$F_{rTab}$ [N]	$F_{aTab}$ [N]
400	2200	1000	2550	1275	3800	1900	5000	2500
250	2500	1100	3000	1500	4500	2200	5200	2600
160	2800	1250	3300	1650	5100	2500	5500	2750
100	3000	1400	3600	1800	6200	3100	7000	3500
63	3000	1400	3600	1800	7400	3700	9000	4500
40	3000	1400	3600	1800	7800	3900	10000	5000
25	3000	1400	3600	1800	7800	3900	10000	5000
≤16	3000	1400	3600	1800	7800	3900	10000	5000
$F_{rmax}$	3000	–	3600	–	7800	–	10000	–

V0R	Solid shaft without flange Application of force $F_r$ : Centre of shaft journal ( $x = l/2$ ) $F_{aTab}$ only valid for $F_r = 0$							
	GKR03		GKR04		GKR05		GKR06	
$n_2$ [rpm]	$F_{rTab}$ [N]	$F_{aTab}$ [N]	$F_{rTab}$ [N]	$F_{aTab}$ [N]	$F_{rTab}$ [N]	$F_{aTab}$ [N]	$F_{rTab}$ [N]	$F_{aTab}$ [N]
400	1800	1000	2100	1275	3000	1900	4000	2500
250	2100	1100	2500	1500	3600	2200	4200	2600
160	2400	1250	2700	1650	4500	2500	4500	2750
100	2800	1400	3000	1800	5000	3100	5600	3500
63	3000	1400	3000	1800	6000	3700	7300	4500
40	3000	1400	3000	1800	6500	3900	8600	5000
25	3000	1400	3000	1800	6500	3900	9000	5000
≤16	3000	1400	3000	1800	6500	3900	9000	5000
$F_{rmax}$	3000	–	3000	–	6500	–	9000	–

VAK	Solid shaft with flange Application of force $F_r$ : Centre of shaft journal ( $x = l/2$ ) $F_{aTab}$ only valid for $F_r = 0$							
	GKR03		GKR04		GKR05		GKR06	
$n_2$ [rpm]	$F_{rTab}$ [N]	$F_{aTab}$ [N]	$F_{rTab}$ [N]	$F_{aTab}$ [N]	$F_{rTab}$ [N]	$F_{aTab}$ [N]	$F_{rTab}$ [N]	$F_{aTab}$ [N]
400	1800	1000	2100	1275	5200	1900	5500	2500
250	2100	1100	2500	1500	6000	2200	6200	2600
160	2400	1250	2700	1650	6500	2500	7000	2750
100	2800	1400	3000	1800	6500	3100	9000	3500
63	3000	1400	3000	1800	6500	3700	9000	4500
40	3000	1400	3000	1800	6500	3900	9000	5000
25	3000	1400	3000	1800	6500	3900	9000	5000
≤16	3000	1400	3000	1800	6500	3900	9000	5000
$F_{rmax}$	3000	–	3000	–	6500	–	9000	–

Neither radial nor axial forces are permitted on hollow shafts with shrink discs (S□□).

## Bevel gearbox GKR□□-2



# Technical data - Bevel gearboxes

## Moments of inertia



i	J <sub>G</sub> [kgm <sup>2</sup> ]	i	J <sub>G</sub> [kgm <sup>2</sup> ]	i	J <sub>G</sub> [kgm <sup>2</sup> ]	i	J <sub>G</sub> [kgm <sup>2</sup> ]
<b>GKR 03</b>		<b>GKR 04</b>		<b>GKR 05</b>		<b>GKR 06</b>	
5.411	3.07E-05	5.185	8.13E-05	3.565	4.95E-04	3.431	9.58E-04
6.222	2.76E-05	5.963	7.23E-05	4.889	2.79E-04	4.706	5.61E-04
7.111	1.96E-05	7.111	4.46E-05	6.257	1.79E-04	6.022	3.66E-04
8.178	1.78E-05	8.178	4.10E-05	6.883	2.57E-04	6.481	5.11E-04
9.101	1.34E-05	9.101	3.27E-04	7.817	2.32E-04	7.146	4.54E-04
10.466	1.23E-05	10.466	3.00E-05	9.440	1.53E-04	8.889	3.23E-04
11.640	8.62E-06	11.449	2.60E-05	10.720	1.40E-04	9.800	2.93E-04
13.386	7.94E-06	12.698	1.99E-04	12.081	1.02E-04	11.376	2.21E-04
15.111	5.86E-06	14.603	1.81E-05	13.216	8.74E-05	12.444	1.89E-04
17.378	5.46E-06	15.556	1.47E-04	13.719	9.38E-05	13.720	1.73E-04
19.365	3.78E-06	17.889	1.35E-05	15.008	8.05E-05	15.873	1.32E-04
22.270	5.39E-06	19.556	9.60E-06	16.857	5.97E-05	17.500	1.23E-04
25.051	2.48E-06	22.489	8.96E-06	19.143	5.54E-05	19.444	9.91E-05
28.808	2.33E-06	25.185	6.47E-06	20.650	4.39E-05	21.438	9.28E-05
32.593	1.57E-06	28.963	6.04E-06	23.450	4.11E-05	25.309	6.32E-05
37.481	1.48E-06	31.919	4.23E-06	26.878	2.70E-05	27.903	5.94E-05
42.222	9.78E-07	36.707	3.96E-06	30.522	2.53E-05	31.481	4.57E-05
48.556	9.26E-07	40.000	2.87E-06	33.433	1.91E-05	34.708	4.32E-05
53.889	6.30E-07	46.000	2.73E-06	37.967	1.80E-05	40.741	2.84E-05
61.972	5.99E-07	52.698	1.74E-06	43.267	1.18E-05	44.917	2.70E-05
		60.603	1.65E-06	49.133	1.12E-05	49.444	2.07E-05
				52.510	8.53E-06	54.513	1.97E-05
				59.630	8.09E-06	62.500	1.34E-05
				67.113	5.40E-06	68.906	1.27E-05
				76.213	5.14E-06		

Note: The moments of inertia relate to the gearbox input shaft

### Drive Design N / W

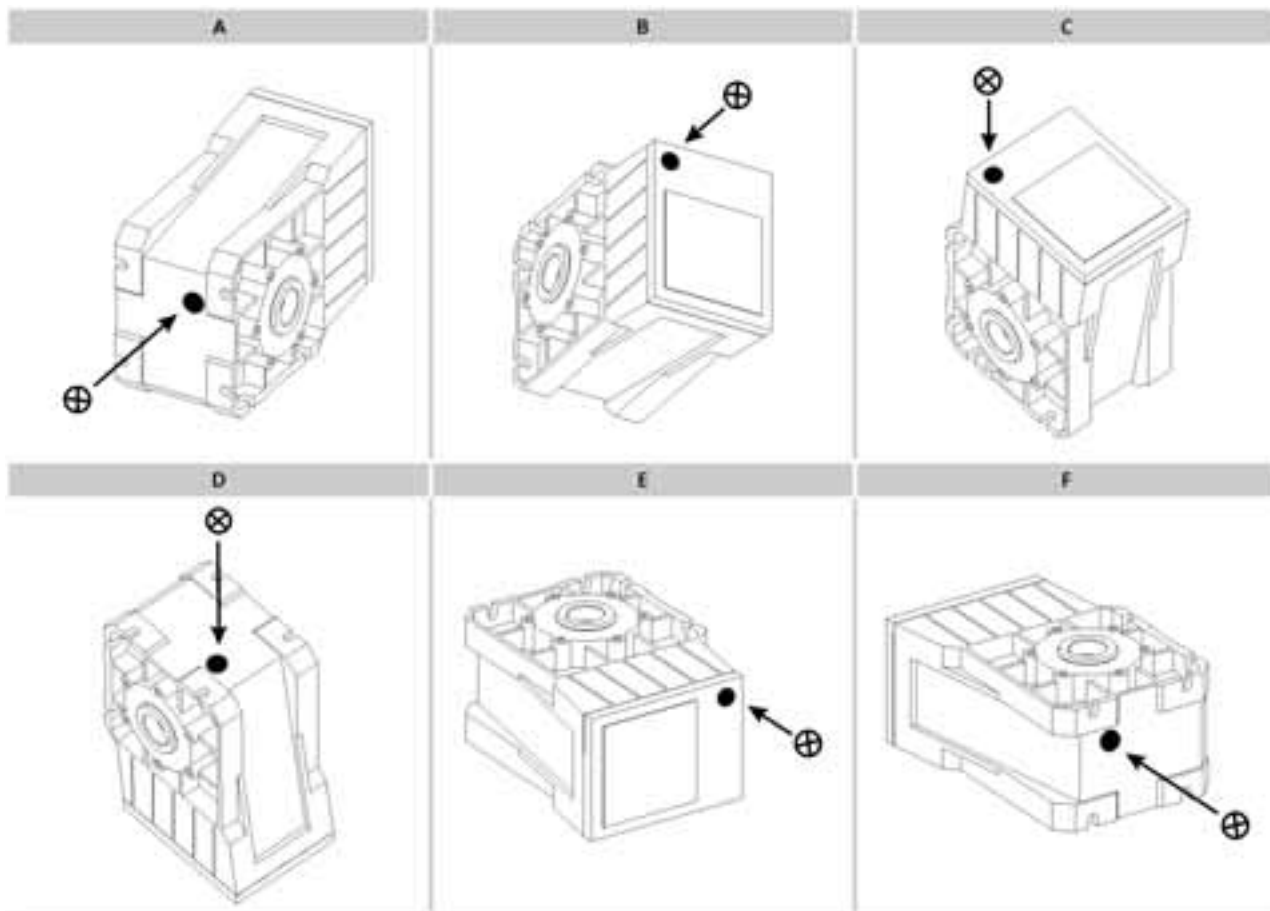
Design of drive	Drive size								
	1A	□B	□C	□D	□E	□F	□G	□H	□K
	JA [kgm <sup>2</sup> ]								
<b>Mounting flange (N)</b>	2.37E-05	2.37E-05	8.03E-05	1.50E-04	5.19E-04	7.99E-04	1.84E-03	6.59E-03	1.24E-02
<b>Free input shaft (W)</b>	2.25E-05	2.41E-05	6.21E-05	1.57E-04	2.73E-04	7.57E-04	1.25E-03	3.03E-03	6.88E-03





Position of ventilation

GKR06



⊗ Ventilation

### GKR□□-2N H□R

Gearbox size	Drive size								
	1A	1B 2B	5B	□C	□D	1E 2E 3E	4E 5E	1F 2F	3F
03	5.6								
04	7.8	8.4	11	12					
05		13	16	16	19	21	24		
06		21	24	24	27	29	33	31	35

Weights in [kg] with oil capacity for mounting position A. All data is approximate.

### Gearbox additional weights

Gearbox size	Solid shaft	2nd output shaft end	Hollow shaft with shrink disc	Flange	Torque plate threaded pitch circle	Torque plate housing foot
	V□□	V□□	S□□	□AK		
03	0.2	0.1	0.3	0.4	0.3	
04	0.3	0.1	0.3	0.5	0.4	
05	1.0	0.3	0.8	1.0	1.3	2.0
06	1.7	0.5	1.0	1.0	2.1	3.7



# Bevel gearbox selection table

## Gearbox with mounting flange

$M_2 \text{ perm} \leq 45 \text{ Nm}$		GKR03-2N □□□									
Gearbox	Mounting flange size Motor frame size Flange diameter	i	50 Hz			60 Hz			50 Hz	60 Hz	
			$P_1 \text{ perm}$	$M_2 \text{ perm}$	$n_2$	$P_1 \text{ perm}$	$M_2 \text{ perm}$	$n_2$	Consultation required for mounting position		
GKR03 - 2N □□□ 1A 63 90			<b><math>n_1 = 2800 \text{ rpm}</math></b>			<b><math>n_1 = 3360 \text{ rpm}</math></b>					
			5.411	1.82	32	518	1.82	27			621
			6.222	1.63	33	450	1.63	27			540
			7.111	1.52	35	394	1.52	29			473
			8.178	1.36	36	342	1.36	30			411
			9.101	1.24	37	308	1.24	30			369
			10.466	1.08	37	268	1.08	30			321
			11.640	0.97	37	241	0.97	30			289
			13.386	0.84	37	209	0.84	30			251
			15.111	0.75	37	185	0.75	30			222
			17.378	0.65	37	161	0.65	30			193
			19.365	0.58	37	145	0.58	30			174
			22.270	0.51	37	126	0.51	30			151
			25.051	0.51	42	112	0.51	35			134
			28.808	0.44	42	97	0.44	35			117
			32.593	0.39	42	86	0.39	35			103
			37.481	0.34	42	75	0.34	35			90
			42.222	0.33	45	66	0.34	38			80
			48.556	0.29	45	58	0.29	38			69
			53.889	0.26	45	52	0.26	38			62
61.972	0.22	45	45	0.23	38	54					
GKR03 - 2N □□□ 1A 63 90			<b><math>n_1 = 1400 \text{ rpm}</math></b>			<b><math>n_1 = 1680 \text{ rpm}</math></b>					
			5.411	1.12	39	259	1.30	38			311
			6.222	1.00	40	225	1.16	39			270
			7.111	0.93	43	197	1.08	41			236
			8.178	0.84	44	171	0.97	43			205
			9.101	0.76	45	154	0.88	43			185
			10.466	0.66	45	134	0.77	43			161
			11.640	0.60	45	120	0.69	43			144
			13.386	0.52	45	105	0.60	43			126
			15.111	0.46	45	93	0.53	43			111
			17.378	0.40	45	81	0.46	43			97
			19.365	0.36	45	72	0.41	43			87
			22.270	0.31	45	63	0.36	43			75
			25.051	0.28	45	56	0.33	45			67
			28.808	0.24	45	49	0.29	45			58
			32.593	0.21	45	43	0.26	45			52
			37.481	0.19	45	37	0.22	45			45
			42.222	0.16	45	33	0.20	45			40
			48.556	0.14	45	29	0.17	45			35
			53.889	0.13	45	26	0.15	45			31
61.972	0.11	45	23	0.13	45	27					
GKR03 - 2N □□□ 1A 63 90			<b><math>n_1 = 700 \text{ rpm}</math></b>			<b><math>n_1 = 840 \text{ rpm}</math></b>					
			5.411	0.56	39	129	0.67	39			155
			6.222	0.50	40	113	0.60	40			135
			7.111	0.47	43	98	0.56	43			118
			8.178	0.42	44	86	0.50	44			103
			9.101	0.38	45	77	0.46	45			92
			10.466	0.33	45	67	0.40	45			80
			11.640	0.30	45	60	0.36	45			72
			13.386	0.26	45	52	0.31	45			63
			15.111	0.23	45	46	0.28	45			56
			17.378	0.20	45	40	0.24	45			48
			19.365	0.18	45	36	0.22	45			43
			22.270	0.16	45	31	0.19	45			38
			25.051	0.14	45	28	0.17	45			34
			28.808	0.12	45	24	0.14	45			29
			32.593	0.11	45	22	0.13	45			26
			37.481	0.09	45	19	0.11	45			22
			42.222	0.08	45	17	0.10	45			20
			48.556	0.07	45	14	0.09	45			17
			53.889	0.06	45	13	0.08	45			16
61.972	0.06	45	11	0.07	45	14					

For dimensions, see page 5-22 onwards.

# Bevel gearbox selection table

## Gearbox with mounting flange



$M_2 \text{ perm} \leq 90 \text{ Nm}$				GKR04-2N □□□								
Gearbox	Mounting flange size Motor frame size Flange diameter			i	50 Hz			60 Hz			50 Hz	60 Hz
					$P_1 \text{ perm}$	$M_2 \text{ perm}$	$n_2$	$P_1 \text{ perm}$	$M_2 \text{ perm}$	$n_2$	Consultation required for mounting position	
					[kW]	[Nm]	[rpm]	[kW]	[Nm]	[rpm]		
					<b><math>n_1 = 2800 \text{ rpm}</math></b>			<b><math>n_1 = 3360 \text{ rpm}</math></b>				
GKR04 - 2N □□□	1A			11.449	1.03	38	245	1.03	32	294		C, D
	63			12.698	0.96	39	221	0.96	33	265		C, D
	90			14.603	0.96	45	192	0.96	38	230		C, D
				19.556	1.05	67	143	1.05	55	172		C, D
				22.489	1.00	73	125	1.00	61	149		C, D
				25.185	1.00	81	111	1.00	68	133		C, D
				28.963	0.88	83	97	0.88	69	116		C, D
				31.919	0.80	83	88	0.80	69	105		C, D
				36.707	0.70	83	76	0.70	69	92		C, D
				40.000	0.64	83	70	0.64	69	84		C, D
				46.000	0.60	90	61	0.62	77	73		C, D
				52.698	0.40	69	53	0.41	59	64		C, D
				60.603	0.40	79	46	0.41	67	55		C, D
GKR04 - 2N □□□ □B				5.185	2.23	38	540	2.08	29	648		C, D
	1B	2B	5B	5.963	2.23	43	470	2.08	33	564		C, D
	71	63	56C	7.111	2.23	51	394	2.08	40	473		C, D
	105	90	Nema	8.178	2.23	59	342	2.08	46	411		C, D
				9.101	2.23	66	308	2.08	51	369		C, D
				10.466	2.12	72	268	2.08	59	321		C, D
				11.449	1.97	73	245	1.97	61	294		C, D
				12.698	1.78	73	221	1.78	61	265		C, D
				14.603	1.54	73	192	1.54	61	230		C, D
				15.556	1.45	73	180	1.45	61	216		C, D
				17.889	1.26	73	157	1.26	61	188		C, D
				19.556	1.15	73	143	1.15	61	172		C, D
				22.489	1.00	73	125	1.00	61	149		C, D
				25.185	1.02	83	111	1.02	69	133		C, D
				28.963	0.88	83	97	0.88	69	116		C, D
				31.919	0.80	83	88	0.80	69	105		C, D
				36.707	0.70	83	76	0.70	69	92		C, D
				40.000	0.64	83	70	0.64	69	84		C, D
				46.000	0.60	90	61	0.62	77	73		C, D
GKR04 - 2N □□□ □C				5.185	3.04	51	540	2.82	40	648		C, D
	1C	2C	3C	5.963	3.03	59	470	2.82	45	564		C, D
	80	71	71	7.111	2.73	63	394	2.73	52	473		C, D
	160	160	105	8.178	2.49	66	342	2.49	55	411		C, D
				9.101	2.32	69	308	2.32	57	369		C, D
				10.466	2.12	72	268	2.12	60	321		C, D
				11.449	1.97	73	245	1.97	61	294		C, D
				12.698	1.78	73	221	1.78	61	265		C, D
				14.603	1.54	73	192	1.54	61	230		C, D
				15.556	1.45	73	180	1.45	61	216		C, D
				17.889	1.26	73	157	1.26	61	188		C, D
				19.556	1.15	73	143	1.15	61	172		C, D
				22.489	1.00	73	125	1.00	61	149		C, D
				25.185	1.02	83	111	1.02	69	133		C, D
				28.963	0.88	83	97	0.88	69	116		C, D
GKR04 - 2N □□□ □D				5.185	3.33	56	540	3.33	47	648		C, D
	1D	2D	5D	5.963	3.03	59	470	3.03	49	564		C, D
	90	80	143/145TC	7.111	2.73	63	394	2.73	52	473		C, D
	160	160	Nema	8.178	2.49	66	342	2.49	55	411		C, D
				9.101	2.32	69	308	2.32	57	369		C, D
				10.466	2.12	72	268	2.12	60	321		C, D
				11.449	1.97	73	245	1.97	61	294		C, D
				12.698	1.78	73	221	1.78	61	265		C, D
				14.603	1.54	73	192	1.54	61	230		C, D
				15.556	1.45	73	180	1.45	61	216		C, D
				17.889	1.26	73	157	1.26	61	188		C, D

For dimensions, see page 5-22 onwards.

# Bevel gearbox selection table

## Gearbox with mounting flange

$M_2 \text{ perm} \leq 90 \text{ Nm}$				GKR04-2N □□□									
Gearbox	Mounting flange size Motor frame size Flange diameter			i	50 Hz			60 Hz			50 Hz	60 Hz	
					$P_1 \text{ perm}$	$M_2 \text{ perm}$	$n_2$	$P_1 \text{ perm}$	$M_2 \text{ perm}$	$n_2$	Consultation required for mounting position		
					[kW]	[Nm]	[rpm]	[kW]	[Nm]	[rpm]			
					<b><math>n_1 = 1400 \text{ rpm}</math></b>			<b><math>n_1 = 1680 \text{ rpm}</math></b>					
GKR04 - 2N □□□ 1A 63 90				11.449	0.63	47	122	0.73	45	147			
				12.698	0.59	49	110	0.68	47	132			
				14.603	0.59	56	96	0.68	54	115			
				19.556	0.65	82	72	0.75	79	86			
				22.489	0.62	90	62	0.71	87	75			
				25.185	0.54	88	56	0.65	88	67			
				28.963	0.48	90	48	0.58	90	58			
				31.919	0.44	90	44	0.52	90	53			
				36.707	0.38	90	38	0.45	90	46			
				40.000	0.35	90	35	0.42	90	42			
				46.000	0.30	90	30	0.36	90	37			
				52.698	0.20	69	27	0.24	69	32			
				60.603	0.20	79	23	0.24	79	28			
	GKR04 - 2N □□□ □B 1B 2B 5B 71 63 56C 105 90 Nema				5.185	1.37	46	270	1.59	44	324		
			5.963	1.37	53	235	1.59	51	282				
			7.111	1.37	63	197	1.59	61	236				
			8.178	1.37	73	171	1.59	70	205				
			9.101	1.37	81	154	1.59	78	185				
			10.466	1.30	89	134	1.51	85	161				
			11.449	1.21	90	122	1.40	87	147				
			12.698	1.09	90	110	1.26	87	132				
			14.603	0.95	90	96	1.10	87	115				
			15.556	0.89	90	90	1.03	87	108				
			17.889	0.78	90	78	0.90	87	94				
			19.556	0.71	90	72	0.82	87	86				
			22.489	0.62	90	62	0.71	87	75				
			25.185	0.55	90	56	0.66	90	67				
			28.963	0.48	90	48	0.58	90	58				
GKR04 - 2N □□□ □C 1C 2C 3C 4C 5C 6C 7C 80 71 71 71 56C 63 80 160 160 105 120 Nema 160 120					5.185	1.87	63	270	2.16	60	324		
					5.963	1.87	72	235	2.16	70	282		
				7.111	1.68	77	197	1.94	75	236			
				8.178	1.53	81	171	1.77	78	205			
				9.101	1.43	84	154	1.65	81	185			
				10.466	1.30	89	134	1.51	85	161			
				11.449	1.21	90	122	1.40	87	147			
				12.698	1.09	90	110	1.26	87	132			
				14.603	0.95	90	96	1.10	87	115			
				15.556	0.89	90	90	1.03	87	108			
				17.889	0.78	90	78	0.90	87	94			
				19.556	0.71	90	72	0.82	87	86			
				22.489	0.62	90	62	0.71	87	75			
				25.185	0.55	90	56	0.66	90	67			
				28.963	0.48	90	48	0.58	90	58			
	GKR04 - 2N □□□ □D 1D 2D 5D 90 80 143/145TC 160 160 Nema				5.185	2.05	69	270	2.37	66	324		
					5.963	1.87	72	235	2.16	70	282		
			7.111	1.68	77	197	1.94	75	236				
			8.178	1.53	81	171	1.77	78	205				
			9.101	1.43	84	154	1.65	81	185				
			10.466	1.30	89	134	1.51	85	161				
			11.449	1.21	90	122	1.40	87	147				
			12.698	1.09	90	110	1.26	87	132				
			14.603	0.95	90	96	1.10	87	115				
			15.556	0.89	90	90	1.03	87	108				
			17.889	0.78	90	78	0.90	87	94				

For dimensions, see page 5-22 onwards.

# Bevel gearbox selection table

## Gearbox with mounting flange



$M_2 \text{ perm} \leq 90 \text{ Nm}$				GKR04-2N □□□								
Gearbox	Mounting flange size Motor frame size Flange diameter			i	50 Hz			60 Hz			50 Hz	60 Hz
					$P_1 \text{ perm}$	$M_2 \text{ perm}$	$n_2$	$P_1 \text{ perm}$	$M_2 \text{ perm}$	$n_2$	Consultation required for mounting position	
					[kW]	[Nm]	[rpm]	[kW]	[Nm]	[rpm]		
					<b><math>n_1 = 700 \text{ rpm}</math></b>			<b><math>n_1 = 840 \text{ rpm}</math></b>				
GKR04 - 2N □□□ 1A 63 90				11.449	0.32	47	61	0.38	47	73		
				12.698	0.30	49	55	0.35	49	66		
				14.603	0.30	56	48	0.35	56	58		
				19.556	0.32	82	36	0.39	82	43		
				22.489	0.31	90	31	0.37	90	37		
				25.185	0.27	88	28	0.32	88	33		
				28.963	0.24	90	24	0.29	90	29		
				31.919	0.22	90	22	0.26	90	26		
				36.707	0.19	90	19	0.23	90	23		
				40.000	0.17	90	18	0.21	90	21		
				46.000	0.15	90	15	0.18	90	18		
				52.698	0.10	69	13	0.12	69	16		
				60.603	0.10	79	12	0.12	79	14		
GKR04 - 2N □□□ □B 1B 2B 5B 71 63 56C 105 90 Nema				5.185	0.73	49	135	0.87	49	162		
				5.963	0.73	56	117	0.87	56	141		
				7.111	0.73	67	98	0.87	67	118		
				8.178	0.73	77	86	0.87	77	103		
				9.101	0.72	84	77	0.86	84	92		
				10.466	0.65	89	67	0.78	89	80		
				11.449	0.61	90	61	0.73	90	73		
				12.698	0.55	90	55	0.66	90	66		
				14.603	0.48	90	48	0.57	90	58		
				15.556	0.45	90	45	0.54	90	54		
				17.889	0.39	90	39	0.47	90	47		
				19.556	0.36	90	36	0.43	90	43		
				22.489	0.31	90	31	0.37	90	37		
				25.185	0.28	90	28	0.33	90	33		
				28.963	0.24	90	24	0.29	90	29		
GKR04 - 2N □□□ □C 1C 2C 3C 4C 5C 6C 7C 80 71 71 71 56C 63 80 160 160 105 120 Nema 160 120				5.185	1.02	69	135	1.23	69	162		
				5.963	0.93	72	117	1.12	72	141		
				7.111	0.84	77	98	1.01	77	118		
				8.178	0.77	81	86	0.92	81	103		
				9.101	0.72	84	77	0.86	84	92		
				10.466	0.65	89	67	0.78	89	80		
				11.449	0.61	90	61	0.73	90	73		
				12.698	0.55	90	55	0.66	90	66		
				14.603	0.48	90	48	0.57	90	58		
				15.556	0.45	90	45	0.54	90	54		
				17.889	0.39	90	39	0.47	90	47		
				19.556	0.36	90	36	0.43	90	43		
				22.489	0.31	90	31	0.37	90	37		
				25.185	0.28	90	28	0.33	90	33		
				28.963	0.24	90	24	0.29	90	29		
GKR04 - 2N □□□ □D 1D 2D 5D 90 80 143/145TC 160 160 Nema				5.185	1.02	69	135	1.23	69	162		
				5.963	0.93	72	117	1.12	72	141		
				7.111	0.84	77	98	1.01	77	118		
				8.178	0.77	81	86	0.92	81	103		
				9.101	0.72	84	77	0.86	84	92		
				10.466	0.65	89	67	0.78	89	80		
				11.449	0.61	90	61	0.73	90	73		
				12.698	0.55	90	55	0.66	90	66		
				14.603	0.48	90	48	0.57	90	58		
				15.556	0.45	90	45	0.54	90	54		
				17.889	0.39	90	39	0.47	90	47		

For dimensions, see page 5-22 onwards.





# Bevel gearbox selection table

## Gearbox with mounting flange



$M_2 \text{ perm} \leq 240 \text{ Nm}$							GKR05-2N □□□									
Gearbox	Mounting flange size Motor frame size Flange diameter						i	50 Hz			60 Hz			50 Hz	60 Hz	
								$P_1 \text{ perm}$	$M_2 \text{ perm}$	$n_2$	$P_1 \text{ perm}$	$M_2 \text{ perm}$	$n_2$			Consultation required for mounting position
								[kW]	[Nm]	[rpm]	[kW]	[Nm]	[rpm]			
GKR05 - 2N □□□ □E								$n_1 = 2800 \text{ rpm}$			$n_1 = 3360 \text{ rpm}$					
	1E	1E	2E	3E	4E	5E	13.719	3.96	176	204	3.96	147	245		C, D	
	100	112	90	80	90	182/184TC	15.008	3.73	181	187	3.73	151	224		C, D	
	160	160	160	160	200	Nema	16.857	3.57	195	166	3.57	162	199		C, D	
							19.143	3.14	195	146	3.14	162	176		C, D	
							20.650	2.91	195	136	2.91	162	163		C, D	
							23.450	2.57	195	119	2.57	162	143		C, D	
GKR05 - 2N □□□ □B								$n_1 = 1400 \text{ rpm}$			$n_1 = 1680 \text{ rpm}$					
	1B	5B					13.216	1.37	118	106	1.59	113	127			
	71	56C					15.008	1.37	134	93	1.59	129	112			
	105	Nema					16.857	1.37	150	83	1.59	145	100			
							19.143	1.37	170	73	1.59	164	88			
							26.878	1.07	186	52	1.28	186	63			
							30.522	1.07	211	46	1.28	211	55			
							33.433	0.89	193	42	1.07	193	50			
							37.967	0.89	219	37	1.07	219	44			
							43.267	0.72	201	32	0.86	201	39			
							49.133	0.72	228	29	0.86	228	34			
							52.510	0.60	203	27	0.72	203	32			
							59.630	0.60	231	24	0.72	231	28			
							67.112	0.41	178	21	0.49	178	25			
							76.213	0.41	202	18	0.49	202	22			
GKR05 - 2N □□□ □C								$n_1 = 1400 \text{ rpm}$			$n_1 = 1680 \text{ rpm}$					
	1C	2C	3C	4C	5C	6C	7C	6.257	1.87	76	224	2.16	73	269		
	80	71	71	71	56C	63	80	12.081	1.87	146	116	2.16	141	139		
	160	160	105	120	Nema	160	120	13.216	1.87	160	106	2.16	154	127		
								13.719	1.87	166	102	2.16	160	123		
								15.008	1.87	182	93	2.16	175	112		
								16.857	1.87	204	83	2.16	197	100		
								19.143	1.87	232	73	2.16	223	88		
								20.650	1.79	240	68	2.07	231	81		
								23.450	1.58	240	60	1.82	231	72		
								26.878	1.38	240	52	1.65	240	63		
								30.522	1.21	240	46	1.46	240	55		
								33.433	1.11	240	42	1.33	240	50		
								37.967	0.98	240	37	1.17	240	44		
								43.267	0.86	240	32	1.03	240	39		
								49.133	0.75	240	29	0.90	240	34		
								52.510	0.71	240	27	0.85	240	32		
								59.630	0.62	240	24	0.75	240	28		
GKR05 - 2N □□□ □D								$n_1 = 1400 \text{ rpm}$			$n_1 = 1680 \text{ rpm}$					
	1D	2D	5D				3.565	2.31	53	393	2.67	51	471			
	90	80	143/145TC				4.889	2.31	73	286	2.67	70	344			
	160	160	Nema				6.257	2.31	94	224	2.67	90	269			
							6.883	2.31	103	203	2.67	99	244			
							7.817	2.31	117	179	2.67	113	215			
							9.440	2.31	141	148	2.67	136	178			
							10.720	2.31	160	131	2.67	154	157			
							12.081	2.31	181	116	2.67	174	139			
							13.216	2.31	198	106	2.67	190	127			
							13.719	2.31	205	102	2.67	198	123			
							15.008	2.30	223	93	2.65	215	112			
							16.857	2.20	240	83	2.54	231	100			
							19.143	1.93	240	73	2.24	231	88			
							20.650	1.79	240	68	2.07	231	81			
							23.450	1.58	240	60	1.82	231	72			
							26.878	1.38	240	52	1.65	240	63			
							30.522	1.21	240	46	1.46	240	55			
							33.433	1.11	240	42	1.33	240	50			
							37.967	0.98	240	37	1.17	240	44			

For dimensions, see page 5-22 onwards.

# Bevel gearbox selection table

## Gearbox with mounting flange

$M_2 \text{ perm} \leq 240 \text{ Nm}$				GKR05-2N □□□								
Gearbox	Mounting flange size Motor frame size Flange diameter			i	50 Hz			60 Hz			50 Hz	60 Hz
					$P_1 \text{ perm}$	$M_2 \text{ perm}$	$n_2$	$P_1 \text{ perm}$	$M_2 \text{ perm}$	$n_2$		
					[kW]	[Nm]	[rpm]	[kW]	[Nm]	[rpm]		
					<b><math>n_1 = 1400 \text{ rpm}</math></b>			<b><math>n_1 = 1680 \text{ rpm}</math></b>				
GKR05 - 2N □□□ □E				3.565	5.68	131	393	6.56	126	471		
1E	1E	2E	3E	4E	5E			5.35	141	344		
100	112	90	80	90	182/184TC	6.257	3.84	156	224	4.44	150	269
160	160	160	160	200	Nema	6.883	4.02	179	203	4.64	173	244
						7.817	3.69	187	179	4.27	180	215
						9.440	3.12	191	148	3.60	184	178
						10.720	2.93	204	131	3.39	196	157
						12.081	2.66	208	116	3.07	200	139
						13.216	2.50	214	106	2.89	206	127
						13.719	2.44	217	102	2.82	209	123
						15.008	2.30	223	93	2.65	215	112
						16.857	2.20	240	83	2.54	231	100
						19.143	1.93	240	73	2.24	231	88
						20.650	1.79	240	68	2.07	231	81
						23.450	1.58	240	60	1.82	231	72
					<b><math>n_1 = 700 \text{ rpm}</math></b>			<b><math>n_1 = 840 \text{ rpm}</math></b>				
GKR05 - 2N □□□ □B				13.216	0.73	124	53	0.87	124	64		
1B	5B			15.008	0.73	141	47	0.87	141	56		
71	56C			16.857	0.77	169	42	0.93	169	50		
105	Nema			19.143	0.77	192	37	0.93	192	44		
				26.878	0.53	186	26	0.64	186	31		
				30.522	0.53	211	23	0.64	211	28		
				33.433	0.45	193	21	0.54	193	25		
				37.967	0.45	219	18	0.54	219	22		
				43.267	0.36	201	16	0.43	201	19		
				49.133	0.36	228	14	0.43	228	17		
				52.510	0.30	203	13	0.36	203	16		
				59.630	0.30	231	12	0.36	231	14		
				67.112	0.20	178	10	0.25	178	13		
				76.213	0.20	202	9.2	0.25	202	11		
GKR05 - 2N □□□ □C				6.257	1.25	101	112	1.50	101	134		
1C	2C	3C	4C	5C	6C	7C		1.50	195	70		
80	71	71	71	56C	63	80	13.216	1.25	213	53		
160	160	105	120	Nema	160	120	13.719	1.22	217	51		
							15.008	1.15	223	47		
							16.857	1.10	240	42		
							19.143	0.97	240	37		
							20.650	0.90	240	34		
							23.450	0.79	240	30		
							26.878	0.69	240	26		
							30.522	0.61	240	23		
							33.433	0.55	240	21		
							37.967	0.49	240	18		
							43.267	0.43	240	16		
							49.133	0.38	240	14		
							52.510	0.35	240	13		
							59.630	0.31	240	12		
GKR05 - 2N □□□ □D				3.565	1.54	71	196	1.85	71	236		
1D	2D	5D		4.889	1.54	98	143	1.85	98	172		
90	80	143/145TC		6.257	1.54	125	112	1.85	125	134		
160	160	Nema		6.883	1.54	137	102	1.85	137	122		
				7.817	1.54	156	90	1.85	156	108		
				9.440	1.54	188	74	1.85	188	89		
				10.720	1.46	204	65	1.76	204	78		
				12.081	1.33	208	58	1.60	208	70		
				13.216	1.25	214	53	1.50	214	64		
				13.719	1.22	217	51	1.46	217	61		
				15.008	1.15	223	47	1.38	223	56		
				16.857	1.10	240	42	1.32	240	50		
				19.143	0.97	240	37	1.16	240	44		
				20.650	0.90	240	34	1.08	240	41		

For dimensions, see page 5-22 onwards.

# Bevel gearbox selection table

## Gearbox with mounting flange



$M_2 \text{ perm} \leq 240 \text{ Nm}$				GKR05-2N □□□								
Gearbox	Mounting flange size Motor frame size Flange diameter			i	50 Hz			60 Hz			50 Hz	60 Hz
					$P_1 \text{ perm}$	$M_2 \text{ perm}$	$n_2$	$P_1 \text{ perm}$	$M_2 \text{ perm}$	$n_2$		
				$n_1 = 700 \text{ rpm}$			$n_1 = 840 \text{ rpm}$					
				[kW]	[Nm]	[rpm]	[kW]	[Nm]	[rpm]			
GKR05 - 2N □□□ □D				23.450	0.79	240	30	0.95	240	36		
<b>1D</b> 2D 5D				26.878	0.69	240	26	0.83	240	31		
<b>90</b> 80 143/145TC				30.522	0.61	240	23	0.73	240	28		
<b>160</b> 160 Nema				33.433	0.55	240	21	0.66	240	25		
				37.967	0.49	240	18	0.59	240	22		
GKR05 - 2N □□□ □E				3.565	2.84	131	196	3.41	131	236		
<b>1E</b> 1E 2E 3E 4E 5E				4.889	2.32	147	143	2.78	147	172		
<b>100</b> 112 90 80 90 182/184TC				6.257	1.92	156	112	2.30	156	134		
<b>160</b> 160 160 160 200 Nema				6.883	2.01	179	102	2.41	179	122		
				7.817	1.85	187	90	2.22	187	108		
				9.440	1.56	191	74	1.87	191	89		
				10.720	1.46	204	65	1.76	204	78		
				12.081	1.33	208	58	1.60	208	70		
				13.216	1.25	214	53	1.50	214	64		
				13.719	1.22	217	51	1.46	217	61		
				15.008	1.15	223	47	1.38	223	56		
				16.857	1.10	240	42	1.32	240	50		
				19.143	0.97	240	37	1.16	240	44		
				20.650	0.90	240	34	1.08	240	41		
				23.450	0.79	240	30	0.95	240	36		

For dimensions, see page 5-22 onwards.

# Bevel gearbox selection table

## Gearbox with mounting flange

$M_2 \text{ perm} \leq 450 \text{ Nm}$				GKR06-2N □□□								
Gearbox	Mounting flange size Motor frame size Flange diameter			i	50 Hz			60 Hz			50 Hz	60 Hz
					P <sub>1 perm</sub>	M <sub>2 perm</sub>	n <sub>2</sub>	P <sub>1 perm</sub>	M <sub>2 perm</sub>	n <sub>2</sub>		
					[kW]	[Nm]	[rpm]	[kW]	[Nm]	[rpm]		
					<b>n<sub>1</sub> = 2800 rpm</b>			<b>n<sub>1</sub> = 3360 rpm</b>				
GKR06 - 2N □□□ □B	1B 5B 71 56C 105 Nema			40.741	1.76	233	69	1.80	198	83		C, D
				44.917	1.76	257	62	1.80	219	75		C, D
				49.444	1.47	236	57	1.51	201	68		C, D
				54.513	1.47	260	51	1.51	222	62		C, D
				62.500	1.18	239	45	1.21	204	54		C, D
				68.906	1.18	263	41	1.21	225	49		C, D
GKR06 - 2N □□□ □C	1C 2C 3C 4C 5C 6C 7C 80 71 71 71 56C 63 80 160 160 105 120 Nema 160 120			15.873	3.04	156	176	2.82	121	212		C, D
				17.500	3.04	172	160	2.82	133	192		C, D
				25.309	3.45	283	111	3.21	219	133		C, D
				27.903	3.45	312	100	3.21	242	120		C, D
				31.481	3.16	322	89	3.16	268	107		C, D
				34.708	3.16	355	81	3.16	296	97		C, D
				40.741	2.75	362	69	2.81	309	83		C, D
				44.917	2.75	400	62	2.81	341	75		C, D
				49.444	2.29	367	57	2.34	313	68		C, D
				54.513	2.29	405	51	2.34	345	62		C, D
				62.500	1.84	372	45	1.88	317	54		C, D
				68.906	1.84	410	41	1.88	350	49		C, D
GKR06 - 2N □□□ □D	1D 2D 5D 90 80 143/145TC 160 160 Nema			6.022	3.75	73	465	3.49	57	558		C, D
				11.376	3.75	138	246	3.49	107	295		C, D
				12.444	3.75	151	225	3.49	117	270		C, D
				13.720	3.75	167	204	3.49	129	245		C, D
				15.873	3.75	193	176	3.49	149	212		C, D
				17.500	3.75	213	160	3.49	165	192		C, D
				19.444	3.75	236	144	3.49	183	173		C, D
				21.438	3.75	261	131	3.49	202	157		C, D
				25.309	4.26	349	111	3.96	271	133		C, D
				27.903	4.26	385	100	3.96	299	120		C, D
				31.481	4.07	415	89	3.96	337	107		C, D
				34.708	3.69	415	81	3.69	346	97		C, D
				40.741	3.41	450	69	3.49	384	83		C, D
				44.917	3.09	450	62	3.16	384	75		C, D
				49.444	2.81	450	57	2.87	384	68		C, D
				54.513	2.55	450	51	2.61	384	62		C, D
GKR06 - 2N □□□ □E	1E 1E 2E 3E 4E 5E 100 112 90 80 90 182/184TC 160 160 160 160 200 Nema			3.431	10.72	119	816	9.97	92	979		C, D
				4.706	10.72	163	595	9.97	127	714		C, D
				6.022	10.72	209	465	9.97	162	558		C, D
				6.481	10.72	225	432	9.97	174	518		C, D
				7.146	10.72	248	392	9.97	192	470		C, D
				8.889	10.72	309	315	9.97	239	378		C, D
				9.800	9.83	312	286	9.83	260	343		C, D
				11.376	9.60	354	246	9.60	295	295		C, D
				12.444	9.06	365	225	9.06	305	270		C, D
				13.720	7.79	346	204	7.79	288	245		C, D
				15.873	7.11	365	176	7.11	305	212		C, D
				17.500	6.45	365	160	6.45	305	192		C, D
				19.444	5.80	365	144	5.80	305	173		C, D
				21.438	5.26	365	131	5.26	305	157		C, D
				25.309	5.06	415	111	5.06	346	133		C, D
				27.903	4.59	415	100	4.59	346	120		C, D
31.481	4.07	415	89	4.07	346	107		C, D				
34.708	3.69	415	81	3.69	346	97		C, D				
GKR06 - 2N □□□ □F	1F 1F 2F 3F 100 112 90 90 160 160 160 200			3.431	10.72	119	816					C, D
				4.706	10.72	163	595					C, D
				6.022	10.72	209	465					C, D
				6.481	10.72	225	432					C, D
				7.146	10.72	248	392					C, D
				8.889	10.72	309	315					C, D
				9.800	9.83	312	286					C, D
				11.376	9.60	354	246					C, D

For dimensions, see page 5-22 onwards.

# Bevel gearbox selection table

## Gearbox with mounting flange



$M_2 \text{ perm} \leq 450 \text{ Nm}$				GKR06-2N □□□								
Gearbox	Mounting flange size Motor frame size Flange diameter			i	50 Hz			60 Hz			50 Hz	60 Hz
					$P_1 \text{ perm}$	$M_2 \text{ perm}$	$n_2$	$P_1 \text{ perm}$	$M_2 \text{ perm}$	$n_2$		
					[kW]	[Nm]	[rpm]	[kW]	[Nm]	[rpm]		
					<b><math>n_1 = 2800 \text{ rpm}</math></b>			<b><math>n_1 = 3360 \text{ rpm}</math></b>				
GKR06 - 2N □□□ □F				12.444	9.06	365	225				C, D	
	<b>1F</b>	<b>1F</b>	2F 3F	13.720	7.79	346	204				C, D	
	<b>100</b>	<b>112</b>	90 90	15.873	7.11	365	176				C, D	
	<b>160</b>	<b>160</b>	160 200	17.500	6.45	365	160				C, D	
				19.444	5.80	365	144				C, D	
				21.438	5.26	365	131				C, D	
					<b><math>n_1 = 1400 \text{ rpm}</math></b>			<b><math>n_1 = 1680 \text{ rpm}</math></b>				
GKR06 - 2N □□□ □B				40.741	0.88	233	34	1.06	233	41		
	<b>1B</b>	5B		44.917	0.88	257	31	1.06	257	37		
	<b>71</b>	56C		49.444	0.74	236	28	0.88	236	34		
	<b>105</b>	Nema		54.513	0.74	260	26	0.88	260	31		
				62.500	0.59	239	22	0.71	239	27		
				68.906	0.59	263	20	0.71	263	24		
GKR06 - 2N □□□ □C				15.873	1.87	192	88	2.16	185	106		
	<b>1C</b>	2C 3C 4C 5C 6C 7C		17.500	1.87	212	80	2.16	204	96		
	<b>80</b>	71 71 71 56C 63 80		25.309	1.87	307	55	2.24	307	66		
	<b>160</b>	160 105 120 Nema 160 120		27.903	1.87	338	50	2.24	338	60		
				31.481	1.71	349	45	2.05	349	53		
				34.708	1.71	385	40	2.05	385	48		
				40.741	1.37	362	34	1.65	362	41		
				44.917	1.37	400	31	1.65	400	37		
				49.444	1.15	367	28	1.37	367	34		
				54.513	1.15	405	26	1.37	405	31		
				62.500	0.92	372	22	1.10	372	27		
				68.906	0.92	410	20	1.10	410	24		
GKR06 - 2N □□□ □D				6.022	2.31	90	233	2.67	87	279		
	<b>1D</b>	2D 5D		11.376	2.31	170	123	2.67	164	148		
	<b>90</b>	80 143/145TC		12.444	2.31	186	113	2.67	179	135		
	<b>160</b>	160 Nema		13.720	2.31	205	102	2.67	198	122		
				15.873	2.31	238	88	2.67	229	106		
				17.500	2.31	262	80	2.67	252	96		
				19.444	2.31	291	72	2.67	280	86		
				21.438	2.31	321	65	2.67	309	78		
				25.309	2.31	379	55	2.77	379	66		
				27.903	2.31	418	50	2.77	418	60		
				31.481	2.21	450	45	2.65	450	53		
				34.708	2.00	450	40	2.40	450	48		
				40.741	1.70	450	34	2.05	450	41		
				44.917	1.55	450	31	1.86	450	37		
				49.444	1.40	450	28	1.69	450	34		
				54.513	1.27	450	26	1.53	450	31		
GKR06 - 2N □□□ □E				3.431	6.60	147	408	7.62	141	490		
	<b>1E</b>	<b>1E</b> 2E 3E 4E 5E		4.706	6.60	201	298	7.62	194	357		
	<b>100</b>	<b>112</b> 90 80 90 182/184TC		6.022	6.60	257	233	7.62	248	279		
	<b>160</b>	<b>160</b> 160 160 200 Nema		6.481	6.60	277	216	7.62	267	259		
				7.146	6.60	305	196	7.62	294	235		
				8.889	6.60	380	158	7.62	366	189		
				9.800	6.05	384	143	6.99	370	171		
				11.376	5.91	436	123	6.83	419	148		
				12.444	5.58	450	113	6.45	433	135		
				13.720	4.79	426	102	5.54	410	122		
				15.873	4.37	450	88	5.05	433	106		
				17.500	3.97	450	80	4.58	433	96		
				19.444	3.57	450	72	4.13	433	86		
				21.438	3.24	450	65	3.74	433	78		
				25.309	2.74	450	55	3.29	450	66		
				27.903	2.49	450	50	2.99	450	60		
				31.481	2.21	450	45	2.65	450	53		
				34.708	2.00	450	40	2.40	450	48		

For dimensions, see page 5-22 onwards.

# Bevel gearbox selection table

## Gearbox with mounting flange

$M_2 \text{ perm} \leq 450 \text{ Nm}$				GKR06-2N □□□								
Gearbox	Mounting flange size Motor frame size Flange diameter			i	50 Hz			60 Hz			50 Hz	60 Hz
					$P_1 \text{ perm}$	$M_2 \text{ perm}$	$n_2$	$P_1 \text{ perm}$	$M_2 \text{ perm}$	$n_2$		
					[kW]	[Nm]	[rpm]	[kW]	[Nm]	[rpm]		
					<b><math>n_1 = 1400 \text{ rpm}</math></b>			<b><math>n_1 = 1680 \text{ rpm}</math></b>				
GKR06 - 2N □□□ □F				3.431	6.60	147	408	7.62	141	490		C, D
	<b>1F</b>	<b>1F</b>	2F 3F	4.706	6.60	201	298	7.62	194	357		C, D
	<b>100</b>	<b>112</b>	90 90	6.022	6.60	257	233	7.62	248	279		C, D
	<b>160</b>	<b>160</b>	160 200	6.481	6.60	277	216	7.62	267	259		C, D
				7.146	6.60	305	196	7.62	294	235		C, D
				8.889	6.60	380	158	7.62	366	189		C, D
				9.800	6.05	384	143	6.99	370	171		C, D
				11.376	5.91	436	123	6.83	419	148		C, D
				12.444	5.58	450	113	6.45	433	135		C, D
				13.720	4.79	426	102	5.54	410	122		C, D
				15.873	4.37	450	88	5.05	433	106		C, D
				17.500	3.97	450	80	4.58	433	96		C, D
				19.444	3.57	450	72	4.13	433	86		C, D
				21.438	3.24	450	65	3.74	433	78		C, D
					<b><math>n_1 = 700 \text{ rpm}</math></b>			<b><math>n_1 = 840 \text{ rpm}</math></b>				
GKR06 - 2N □□□ □B				40.741	0.44	233	17	0.53	233	21		
	<b>1B</b>	5B		44.917	0.44	257	16	0.53	257	19		
	<b>71</b>	56C		49.444	0.37	236	14	0.44	236	17		
	<b>105</b>	Nema		54.513	0.37	260	13	0.44	260	15		
				62.500	0.29	239	11	0.35	239	13		
				68.906	0.29	263	10	0.35	263	12		
GKR06 - 2N □□□ □C				15.873	1.25	256	44	1.50	256	53		
	<b>1C</b>	2C 3C 4C 5C 6C 7C		17.500	1.25	283	40	1.50	283	48		
	<b>80</b>	71 71 71 56C 63 80		25.309	1.02	335	28	1.23	335	33		
	<b>160</b>	160 105 120 Nema 160 120		27.903	1.02	370	25	1.23	370	30		
				31.481	0.86	349	22	1.03	349	27		
				34.708	0.86	385	20	1.03	385	24		
				40.741	0.69	362	17	0.82	362	21		
				44.917	0.69	400	16	0.82	400	19		
				49.444	0.57	367	14	0.69	367	17		
				54.513	0.57	405	13	0.69	405	15		
				62.500	0.46	372	11	0.55	372	13		
				68.906	0.46	410	10	0.55	410	12		
GKR06 - 2N □□□ □D				6.022	1.54	120	116	1.85	120	140		
	<b>1D</b>	2D 5D		11.376	1.54	227	62	1.85	227	74		
	<b>90</b>	80 143/145TC		12.444	1.54	248	56	1.85	248	68		
	<b>160</b>	160 Nema		13.720	1.54	274	51	1.85	274	61		
				15.873	1.54	317	44	1.85	317	53		
				17.500	1.54	349	40	1.85	349	48		
				19.444	1.54	388	36	1.85	388	43		
				21.438	1.54	428	33	1.85	428	39		
				25.309	1.36	447	28	1.63	447	33		
				27.903	1.24	450	25	1.49	450	30		
				31.481	1.10	450	22	1.32	450	27		
				34.708	1.00	450	20	1.20	450	24		
				40.741	0.85	450	17	1.02	450	21		
				44.917	0.77	450	16	0.93	450	19		
				49.444	0.70	450	14	0.84	450	17		
				54.513	0.64	450	13	0.76	450	15		
GKR06 - 2N □□□ □E				3.431	4.40	196	204	5.28	196	245		
	<b>1E</b>	<b>1E</b>	2E 3E 4E 5E	4.706	4.10	250	149	4.92	250	179		
	<b>100</b>	<b>112</b>	90 80 90 182/184TC	6.022	3.59	280	116	4.30	280	140		
	<b>160</b>	<b>160</b>	160 160 200 Nema	6.481	4.17	350	108	5.00	350	130		
				7.146	3.76	348	98	4.51	348	118		
				8.889	3.54	408	79	4.25	408	95		
				9.800	3.02	384	71	3.63	384	86		
				11.376	2.95	436	62	3.54	436	74		
				12.444	2.79	450	56	3.35	450	68		
				13.720	2.40	426	51	2.88	426	61		
				15.873	2.19	450	44	2.62	450	53		

For dimensions, see page 5-22 onwards.

# Bevel gearbox selection table

## Gearbox with mounting flange

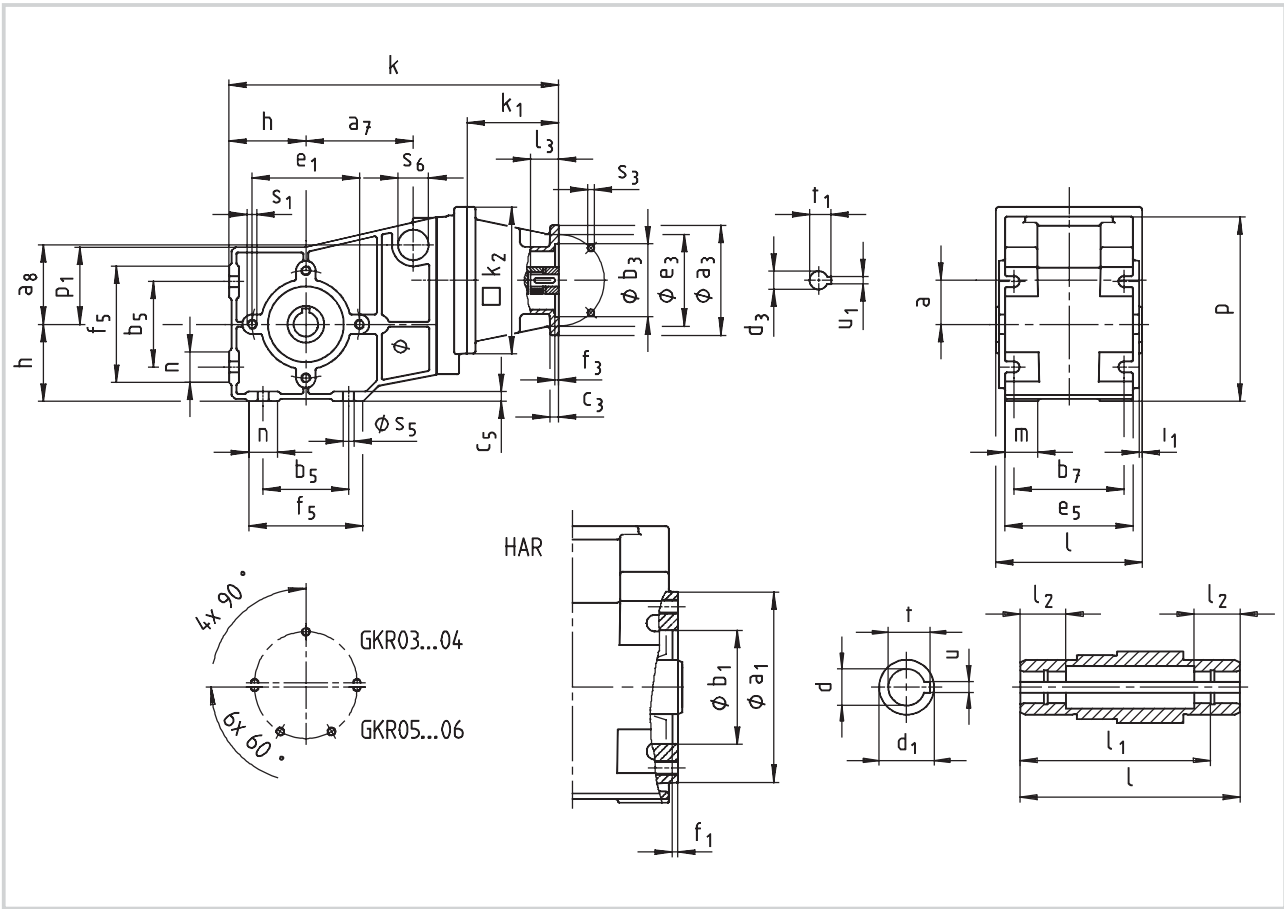


$M_2 \text{ perm} \leq 450 \text{ Nm}$						GKR06-2N □□□								
Gearbox	Mounting flange size					i	50 Hz			60 Hz			50 Hz	60 Hz
	Motor frame size						P <sub>1 perm</sub>	M <sub>2 perm</sub>	n <sub>2</sub>	P <sub>1 perm</sub>	M <sub>2 perm</sub>	n <sub>2</sub>		
Flange diameter					[kW]	[Nm]							[rpm]	[kW]
GKR06 - 2N □□□ □E							<b>n<sub>1</sub> = 700 rpm</b>			<b>n<sub>1</sub> = 840 rpm</b>				
	1E	1E	2E	3E	4E 5E	17.500	1.98	450	40	2.38	450	48		
	100	112	90	80	90 182/184TC	19.444	1.79	450	36	2.14	450	43		
	160	160	160	160	200 Nema	21.438	1.62	450	33	1.94	450	39		
						25.309	1.37	450	28	1.65	450	33		
						27.903	1.24	450	25	1.49	450	30		
						31.481	1.10	450	22	1.32	450	27		
						34.708	1.00	450	20	1.20	450	24		
GKR06 - 2N □□□ □F							<b>n<sub>1</sub> = 700 rpm</b>			<b>n<sub>1</sub> = 840 rpm</b>				
	1F	1F	2F	3F		3.431	4.40	196	204	5.28	196	245		
	100	112	90	90		4.706	4.10	250	149	4.92	250	179		
	160	160	160	200		6.022	3.59	280	116	4.30	280	140		
						6.481	4.17	350	108	5.00	350	130		
						7.146	3.76	348	98	4.51	348	118		
						8.889	3.54	408	79	4.25	408	95		
						9.800	3.02	384	71	3.63	384	86		
						11.376	2.95	436	62	3.54	436	74		
						12.444	2.79	450	56	3.35	450	68		
						13.720	2.40	426	51	2.88	426	61		
						15.873	2.19	450	44	2.62	450	53		
						17.500	1.98	450	40	2.38	450	48		
						19.444	1.79	450	36	2.14	450	43		
						21.438	1.62	450	33	1.94	450	39		

For dimensions, see page 5-22 onwards.

# Bevel gearbox dimensions

Gearbox with mounting flange for IEC standard motors



5

Gearbox <b>GKRO0-2N HOR</b>		Drive size								
		1A	1B	2B	1C	2C	3C	4C	6C	7C
		corresponds to IEC motor								
		63	71	63	80	71	71	71	63	80
Housing	k <sub>1</sub>	58 **	75	77	75	91				
	k <sub>2</sub>	100 **	120	145	120	145				
Flange	a <sub>3</sub>	90	105	90	160	160	105	120	160	120
	b <sub>3</sub> H8	60	70	60	110	110	70	80	110	80
	c <sub>3</sub>	7	8	7	10	10	8	8	10	8
	e <sub>3</sub>	75	85	75	130	130	85	100	130	100
	f <sub>3</sub>	3	3		4	4	3	3.5	4	3.5
	s <sub>3</sub> 4 x	5.5	6.6	5.5	9	9	6.6	6.6	9	6.6
Required motor shafts	d <sub>3</sub>	11	14	11	19	14	14	14	11	19
	l <sub>3</sub>	min	23	30	23	25			23	25
		max.	23	30	23	40			40	40
	u <sub>1</sub>	4	5	4	6	5	5	5	4	6
t <sub>1</sub>	12.5	16	12.5	21.5	16	16	16	12.5	21.5	
Gearbox size	Overall length k									
	03	224								
	04		271	278	271			292		
	05			331				345		
	06			383				397		



# Bevel gearbox dimensions

## Gearbox with mounting flange for IEC standard motors



Gearbox <b>GK000-2N HOR</b>		Drive size									
		1D	2D	1E	2E	3E	4E	1F	2F	3F	
		corresponds to IEC motor									
		90	80	100 112	90	80	90	100 112	90	90	
Housing	$k_1$	115			110		130		139		159
	$k_2$	180			180		180		180		180
Flange	$a_3$	160			160		188		160		188
	$b_3$ H8	110			110		130		110		130
	$c_3$	10			10		20		10		20
	$e_3$	130			130		165		130		165
	$f_3$	4			4		4		4		4
	$s_3$ 4 x	9			9		M10		9		M10
Required motor shafts	$d_3$	24	19	28	24	19	24	28	24	24	
	$l_3$ min	50	40	30			50	30		50	
		max.	50	50	60			50	60		50
	$u_1$	8	6	8	8	6	8	8	8	8	
$t_1$	27	21.5	31	27	21.5	27	31	27	27		
Gearbox size		Overall length k									
05		379			374		394		455		475
06		431			426		446		455		475

Gearbox size	$l^*$	$p^*$	$p_1$	$a$	$h$	$o$
03	100	117	48	29	50	142
04	120	151	63	36	63	189
05	143	181	82	40	80	251
06	170	226	100	51	100	307

Gearbox size	$d^{2)}$ H7	$l$	$d_1$	Hollow shaft				Threaded pitch circle					
				$l_1$	$l_2$	$u$ J59	$t^{1)}$ +0.1	$a_1$	$b_1$ J7	$e_1$	$f_1$	$i_1$	$s_1$
03	18 20	100	30	85	22	6	20.8 22.8	85	55	70	2.5	2.5	M6x12
04	20 25	120	30 35	105	25	6 8	22.8 27.0	104	62	88	3	2.5	M8x16
05	30 35	143	50	127	25	8 10	33.3 38.3	116	80	100	4	4	M8x15
06	40 45	170	65	150	30	12 14	43.3 48.8	140	100	120	4	5	M10x22

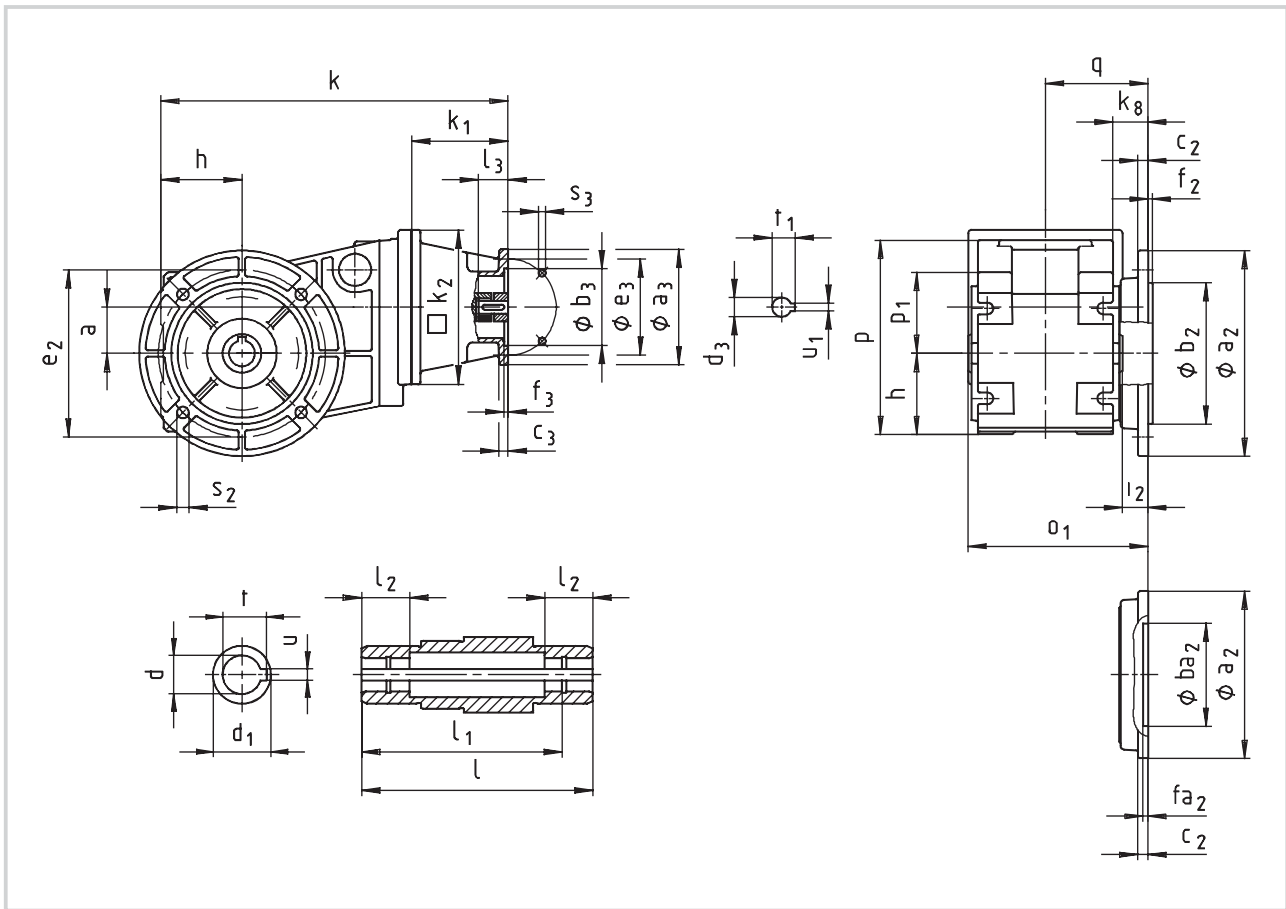
Gearbox	size	Foot							Torque plate		
		$b_5$	$b_7$	$c_5$	$e_5$	$f_5$	$n$	$m$	$s_5$	$a_7$	$a_8$ $s_6$
03	60	75	7	90	80	20	22	6.6	66	39	25x12
04	70	90	8	105	95	25	28	9	88	65	25x17
05	100	100	11	115	138	48	27	9	-		
06	120	125	12	145	164	53	32	11	-		

Dimensions in [mm]  
 \* Observe dimension  $k_2$ .  
 \*\* With gearbox size 03

1) With hollow shaft  $d = 25$  mm, use low profile key to DIN 6885/3.  
 2) Only in the  $l_2$  range

# Bevel gearbox dimensions

Gearbox with mounting flange for IEC standard motors



5

Gearbox <b>GKROO-2N HAK</b>		Drive size								
		1A	1B	2B	1C	2C	3C	4C	6C	7C
		corresponds to IEC motor								
		63	71	63	80	71	71	71	63	80
Housing	$k_1$	58 **	75	77	75	91				
	$k_2$	100 **	120	145	120	145				
Flange	$a_3$	90	105	90	160	160	105	120	160	120
	$b_3$ H8	60	70	60	110	110	70	80	110	80
	$c_3$	7	8	7	10	10	8	8	10	8
	$e_3$	75	85	75	130	130	85	100	130	100
	$f_3$	3	3		4	4	3	3.5	4	3.5
	$s_3$ 4 x	5.5	6.6	5.5	9	9	6.6	6.6	9	6.6
Required motor shafts	$d_3$	11	14	11	19	14	14	14	11	19
	$l_3$ min	23	30	23	25				23	25
	$l_3$ max.	23	30	23	40				40	40
	$u_1$	4	5	4	6	5	5	5	4	6
	$t_1$	12.5	16	12.5	21.5	16	16	16	12.5	21.5
Gearbox size		Overall length $k$								
<b>03</b>		224								
<b>04</b>			271	278	271			292		
<b>05</b>				331				345		
<b>06</b>				383				397		

# Bevel gearbox dimensions

## Gearbox with mounting flange for IEC standard motors



Gearbox <b>GK□□-2N HAK</b>		Drive size									
		1D	2D	1E	2E	3E	4E	1F	2F	3F	
		corresponds to IEC motor									
		90	80	100 112	90	80	90	100 112	90	90	
Housing	k <sub>1</sub>	115			110		130		139		159
	k <sub>2</sub>	180			180		180		180		180
Flange	a <sub>3</sub>	160			160		188		160		188
	b <sub>3</sub> H8	110			110		130		110		130
	c <sub>3</sub>	10			10		20		10		20
	e <sub>3</sub>	130			130		165		130		165
	f <sub>3</sub>	4			4		4		4		4
	s <sub>3</sub> 4 x	9			9		M10		9		M10
Required motor shafts	d <sub>3</sub>	24	19	28	24	19	24	28	24	24	
	l <sub>3</sub> min	50	40	30			50	30		50	
		max.	50	50	60			50	60		50
	u <sub>1</sub>	8	6	8	8	6	8	8	8	8	
t <sub>1</sub>	27	21.5	31	27	21.5	27	31	27	27		
Gearbox size		Overall length k									
05		379			374		394				
06		431			426		446		455		475

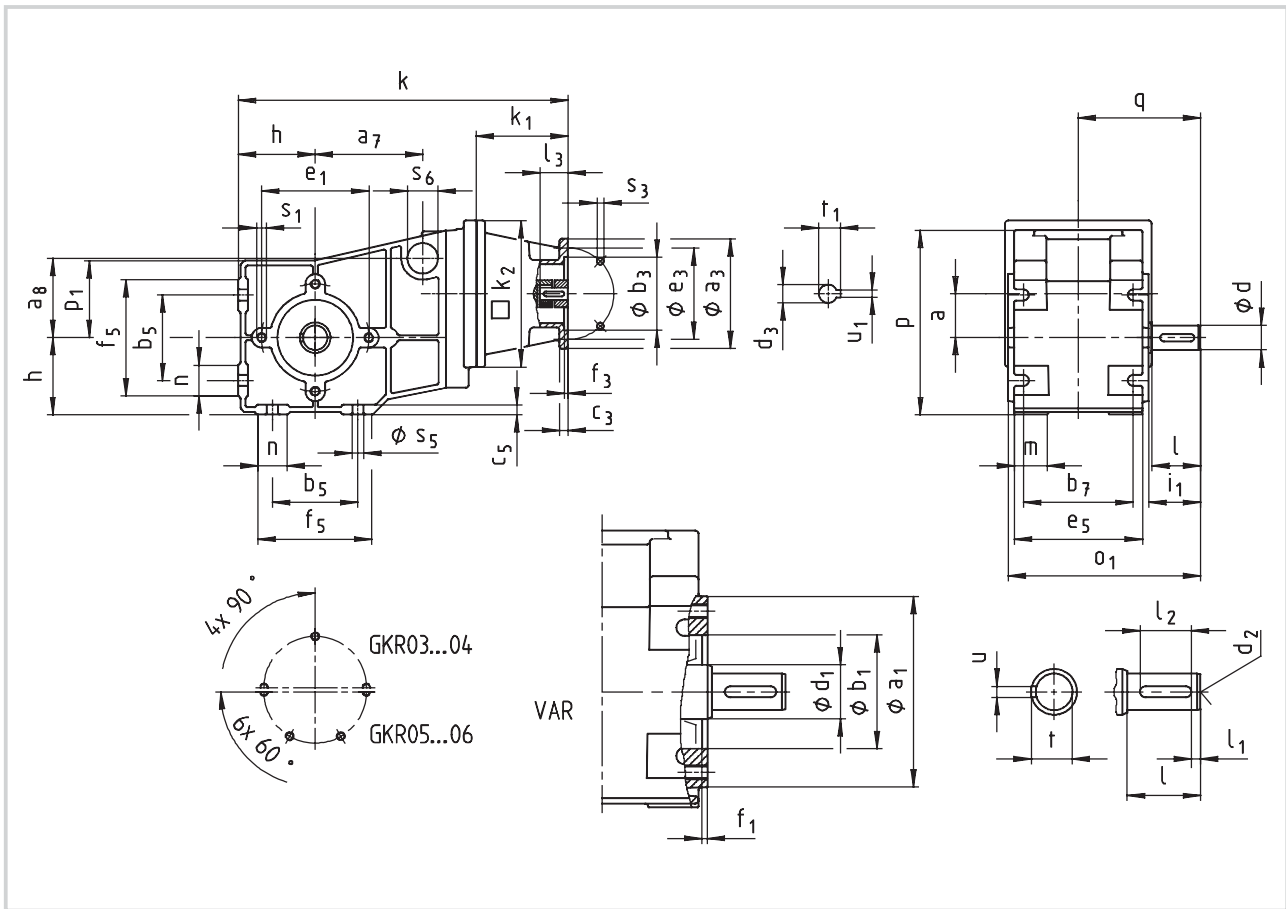
Gearbox size	Gearbox							
	o <sub>1</sub> *	p*	p <sub>1</sub>	a	h	k <sub>8</sub>	o	q
03	130	117	48	29	50	35	142	80
04	140	151	63	36	63	28	189	80
05	177	181	82	40	80	47	251	105
06	212	226	100	51	100	54	307	126.5

Gearbox size	Hollow shaft							Output flange								
	d <sup>2)</sup> H7	l	d <sub>1</sub>	l <sub>1</sub>	l <sub>2</sub>	u JS9	t <sup>1)</sup> +0.1	a <sub>2</sub>	b <sub>2</sub> j7	ba <sub>2</sub> H7	c <sub>2</sub>	e <sub>2</sub>	f <sub>2</sub>	fa <sub>2</sub>	i <sub>2</sub>	s <sub>2</sub> 4x90°
03	18	100	30	85	22	6	20.8	110	—	60	8	87	—	4	30	9
	22.8						120	80	—	3		7				
04	20	120	30	105	25	6	22.8	120	80	—	8	100	3	—	20	7
	25		35			8	27	160	110	130		3.5	9			
05	30	143	50	127	25	8	33.3	160	110	—	12	130	3.5	—	33.5	9
	35					10	38.3	200	130	165		11				
06	40	170	65	150	30	12	43.3	200	130	—	12	165	3.5	—	41.5	11
	45					14	48.8	250	180	215		4		14		

Dimensions in [mm]      \* Observe dimension k<sub>2</sub>.      \*\* With gearbox size 03  
 1) With hollow shaft d=25 mm, use low profile key to DIN 6885/3.  
 2) Only for the range l<sub>2</sub>

# Bevel gearbox dimensions

Gearbox with mounting flange for IEC standard motors



5

Gearbox		Drive size																	
		1A		1B		2B		1C		2C		3C		4C		6C		7C	
<b>GKR00-2N VOR</b>		corresponds to IEC motor																	
		63		71		63		80		71		71		71		63		80	
Housing	k <sub>1</sub>	58 **		75		77		75		91									
	k <sub>2</sub>	100 **		120		145		120		145									
Flange	a <sub>3</sub>	90		105		90		160		160		105		120		160		120	
	b <sub>3</sub> H8	60		70		60		110		110		70		80		110		80	
	c <sub>3</sub>	7		8		7		10		10		8		8		10		8	
	e <sub>3</sub>	75		85		75		130		130		85		100		130		100	
	f <sub>3</sub>	3		3		3		4		4		3		3.5		4		3.5	
	s <sub>3</sub> 4 x	5.5		6.6		5.5		9		9		6.6		6.6		9		6.6	
Required motor shafts	d <sub>3</sub>	11		14		11		19		14		14		14		11		19	
	l <sub>3</sub>	min	23		30		23		25						23		25		
		max.	23		30		23		40						40		40		
	u <sub>1</sub>	4		5		4		6		5		5		5		4		6	
t <sub>1</sub>	12.5		16		12.5		21.5		16		16		16		12.5		21.5		
Gearbox size	Overall length k																		
	03	224																	
	04			271		278		271								292			
	05					331								345					
	06					383								397					

# Bevel gearbox dimensions

## Gearbox with mounting flange for IEC standard motors



Gearbox <b>GK000-2N V0R</b>		Drive size										
		1D	2D	1E	2E	3E	4E	1F	2F	3F		
		corresponds to IEC motor										
		90	80	100 112	90	80	90	100 112	90	90		
Housing	$k_1$	115			110			130		139		159
	$k_2$	180			180			180		180		180
Flange	$a_3$	160			160			188		160		188
	$b_3$ H8	110			110			130		110		130
	$c_3$	10			10			20		10		20
	$e_3$	130			130			165		130		165
	$f_3$	4			4			4		4		4
	$s_3$ 4 x	9			9			M10		9		M10
Required motor shafts	$d_3$	24	19	28	24	19	24	28	24	24	24	
	$l_3$ min	50	40	30			50	30		50		
		50	50	60			50	60		50		
	$u_1$	8	6	8	8	6	8	8	8	8		
	$t_1$	27	21.5	31	27	21.5	27	31	27	27		
Gearbox size		Overall length k										
05		379			374			394		455		475
06		431			426			446		455		475

Gearbox size	$o_1^*$	$p^*$	$p_1$	Gearbox a	h	o	q
03	138	117	48	29	50	142	90
04	158	151	63	36	63	189	100
05	199	181	82	40	80	251	131.5
06	235	226	100	51	100	307	155

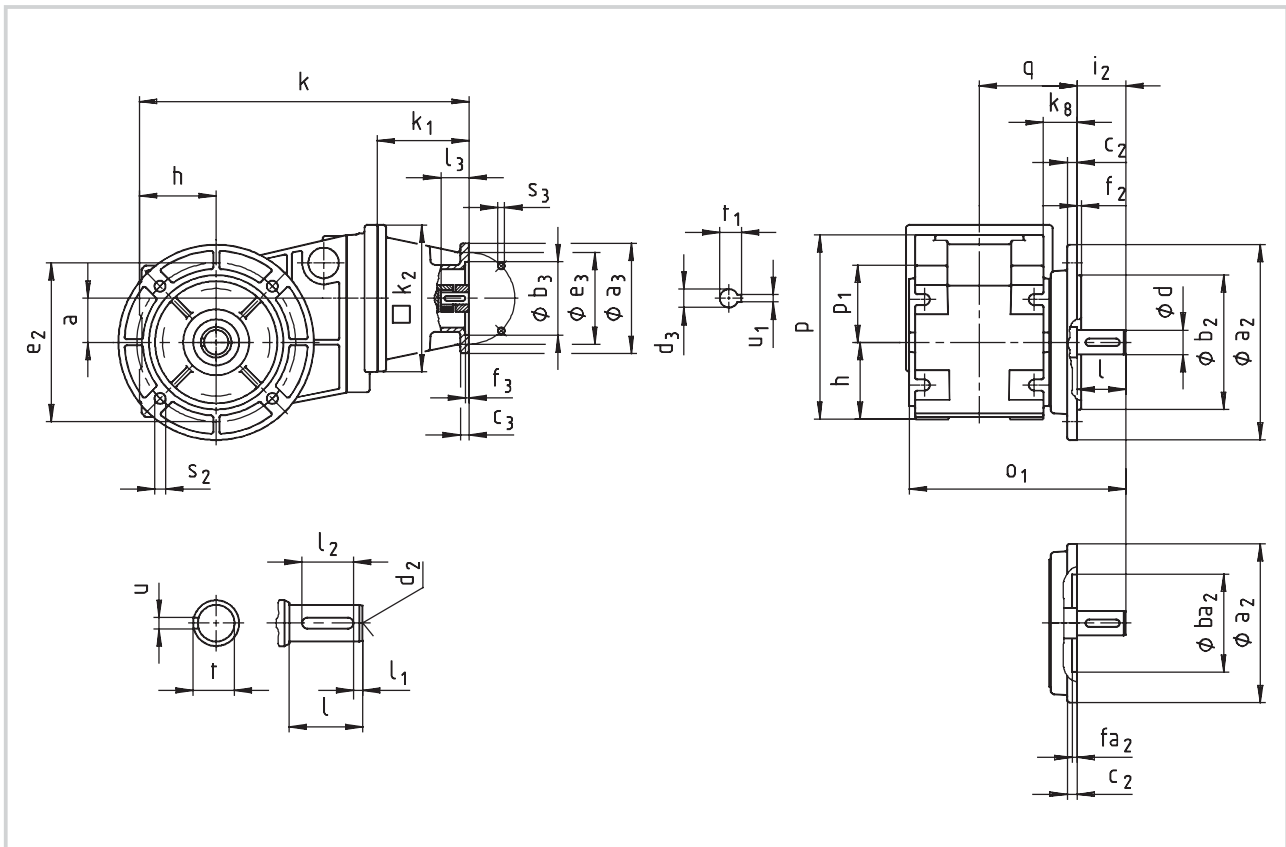
Gearbox size	d k6	l	$d_1$	Solid shaft					Threaded pitch circle					
				$l_1$	$l_2$	$d_2$	u	t	$a_1$	$b_1$ J7	$e_1$	$f_1$	$i_1$	$s_1$
03	20	40	30	5	28	M6	6	22.5	85	55	70	2.5	42.5	M6x12
04	20	40	30	5	28	M6	6	22.5	104	62	88	3	42.5	M8x16
05	30	60	50	6	45	M10	8	33	116	80	100	4	64	M8x15
06	35	70	65	7	56	M12	10	38	140	100	120	4	75	M10x22

Gearbox size	Foot								Torque plate		
	$b_5$	$b_7$	$c_5$	$e_5$	$f_5$	n	m	$s_5$	$a_7$	$a_8$	$s_6$
03	60	75	7	90	80	20	22	6.6	66	39	25x12
04	70	90	8	105	95	25	28	9	88	65	25x17
05	100	100	11	115	138	48	27	9	-		
06	120	125	12	145	164	53	32	11	-		

Dimensions in [mm] \* Observe dimension  $k_2$ . \*\* With gearbox size 03

# Bevel gearbox dimensions

Gearbox with mounting flange for IEC standard motors



5

Gearbox <b>GKROD-2N VAK</b>		Drive size								
		1A	1B	2B	1C	2C	3C	4C	6C	7C
		corresponds to IEC motor								
		63	71	63	80	71	71	71	63	80
Housing	k <sub>1</sub>	58 **	75	77	75	91				
	k <sub>2</sub>	100 **	120	145	120	145				
Flange	a <sub>3</sub>	90	105	90	160	160	105	120	160	120
	b <sub>3</sub> H8	60	70	60	110	110	70	80	110	80
	c <sub>3</sub>	7	8	7	10	10	8	8	10	8
	e <sub>3</sub>	75	85	75	130	130	85	100	130	100
	f <sub>3</sub>	3	3		4	4	3	3.5	4	3.5
	s <sub>3</sub> 4 x	5.5	6.6	5.5	9	9	6.6	6.6	9	6.6
Required motor shafts	d <sub>3</sub>	11	14	11	19	14	14	14	11	19
	l <sub>3</sub>	min	23	30	23	25			23	25
		max.	23	30	23	40			40	40
	u <sub>1</sub>	4	5	4	6	5	5	5	4	6
t <sub>1</sub>	12.5	16	12.5	21.5	16	16	16	12.5	21.5	
Gearbox size	Overall length k									
	03	224								
	04		271	278	271			292		
	05			331				345		
	06			383				397		

# Bevel gearbox dimensions

## Gearbox with mounting flange for IEC standard motors



Gearbox <b>GK□□-2N VAK</b>		Drive size									
		1D	2D	1E	2E	3E	4E	1F	2F	3F	
		corresponds to IEC motor									
		90	80	100 112	90	80	90	100 112	90	90	
Housing	k <sub>1</sub>	115			110		130		139		159
	k <sub>2</sub>	180			180		180		180		180
Flange	a <sub>3</sub>	160			160		188		160		188
	b <sub>3</sub> H8	110			110		130		110		130
	c <sub>3</sub>	10			10		20		10		20
	e <sub>3</sub>	130			130		165		130		165
	f <sub>3</sub>	4			4		4		4		4
	s <sub>3</sub> 4 x	9			9		M10		9		M10
Required motor shafts	d <sub>3</sub>	24	19	28	24	19	24	28	24	24	
	l <sub>3</sub> min	50	40	30			50	30		50	
		50	50	60			50	60		50	
	u <sub>1</sub>	8	6	8	8	6	8	8	8	8	
	t <sub>1</sub>	27	21.5	31	27	21.5	27	31	27	27	
Gearbox size		Overall length k									
05		379			374		394				
06		431			426		446		455		475

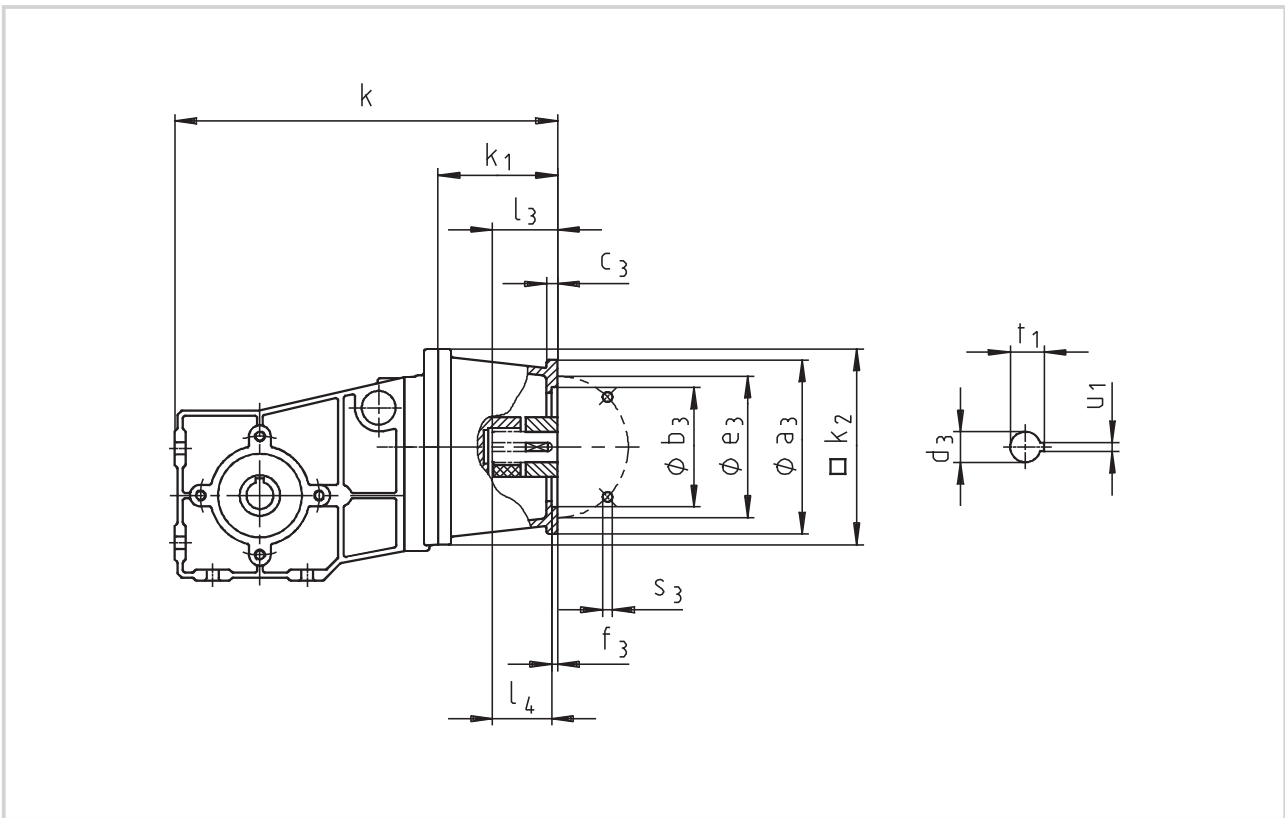
Gearbox size	Gearbox							
	o <sub>1</sub> *	p*	p <sub>1</sub>	a	h	o	q	k <sub>8</sub>
03	168	117	48	29	50	142	80	35
04	178	151	63	36	63	189	80.5	28
05	233	181	82	40	80	251	105	47
06	277	226	100	51	100	307	126.5	54

Gearbox size	Solid shaft								Output flange							
	d k6	l	l <sub>1</sub>	l <sub>2</sub>	d <sub>2</sub>	u	t	a <sub>2</sub>	b <sub>2</sub> j7	ba <sub>2</sub> H7	c <sub>2</sub>	e <sub>2</sub>	f <sub>2</sub>	fa <sub>2</sub>	i <sub>2</sub>	s <sub>2</sub> 4x90°
03	20	40	5	28	M6	6	22.5	110 120	— 80	60 —	8	87 100	— 3	4 —	40	9 7
04	20	40	5	28	M6	6	22.5	120 160	80 110	—	8	100 130	3 3.5	—	40	7 9
05	30	60	6	45	M10	8	33	160 200	110 130	—	12	130 165	3.5	—	60	9 11
06	35	70	7	56	M12	10	38	200 250	130 180	—	12	165 215	3.5 4	—	70	11 14

Dimensions in [mm] \* Observe dimension k<sub>2</sub>. \*\* With gearbox size 03

# Bevel gearbox dimensions

Gearbox with mounting flange for NEMA motors



5

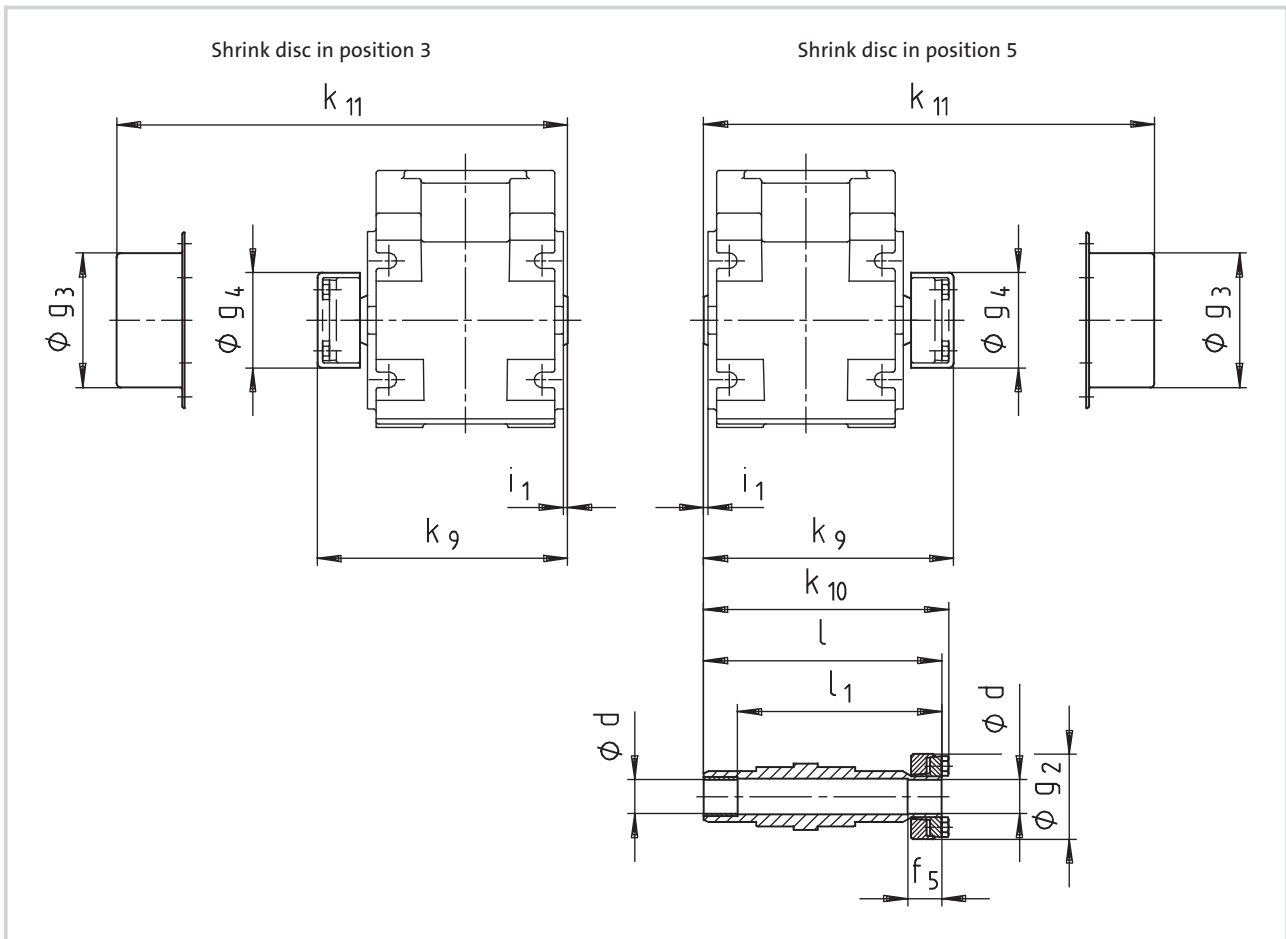
Gearbox <b>GK000-2N 000</b>		Drive size			
		5B	5C	5D	5E
		Corresponds to NEMA motor			
		56 C	56 C	143 TC 145 TC	182 TC 184 TC
Housing	$k_1$	104	104	119	151
	$k_2$	145	145	180	180
Flange	$a_3$	170	170	170	230
	$b_3$	114.3 +0.05 0	114.3 +0.05 +0	114.3 +0.05 +0	215.9 +0.07 +0
	$c_3$	12	12	12	18
	$e_3$	149.2	149.2	149.2	184.2
	$f_3$	5	5	4	4
	$s_3$	10.5	10.5	10.5	14
	Required motor shafts	$d_3$	15.875	15.875	22.225
$l_3$		52.4	52.4	54.0	
$l_4$					66.7
$u_1$		4.763	4.763	4.763	6.350
$t_1$		18.009	18.009	24.384	31.496
Gearbox size	Overall length $k$				
04	305	305			
05	358	358	383	415	
06	410	410	435	467	

Dimensions in [mm]

For other dimensions, see Gearbox with mounting flange for IEC standard motors.



## Hollow shaft with shrink disc



Gearbox size	Machine shaft *)		Hollow shaft with shrink disc						Protective cap		Cover	
	d	Fit	$i_1$	$g_2$	$k_{10}$	l	$l_1$	$f_5$	$g_4$	$k_9$	$g_3$	$k_{11}$
03	20	h6	2.5	50	124	120	100	20	54	126	65	137.5
04	20	h6	2.5	50	144	140	120	20	54	146	79	157.5
05	30/35	h6	4	80	176.5	171	151	28	84	178.5	90	182
06	40	h6	5	90	209.5	204	174	30	94	211.5	100	214

Dimensions in [mm]

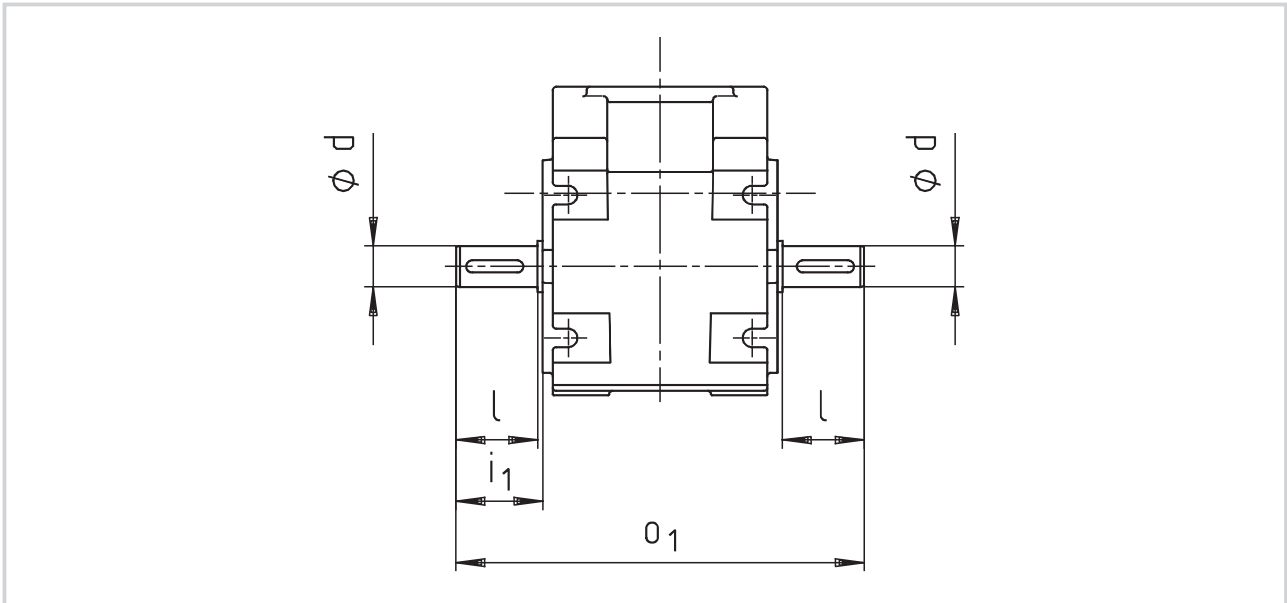
\* Ensure that the strength of the shaft material is adequate in shrink disc designs. When using typical steels (e.g. C45, 42CrMo4), the torques listed in the selection tables can be used without restriction.

When using material that is considerably weaker, please consult us.

Medium surface roughness  $R_z$  must not exceed  $15 \mu\text{m}$  (turning operation is sufficient).

Output flange and hollow shaft with shrink disc (output design SAK) are not possible in the same position. For other dimensions, see Gearboxes/geared motors with hollow shaft (output design H□□).0

## Gearbox with 2nd output shaft end

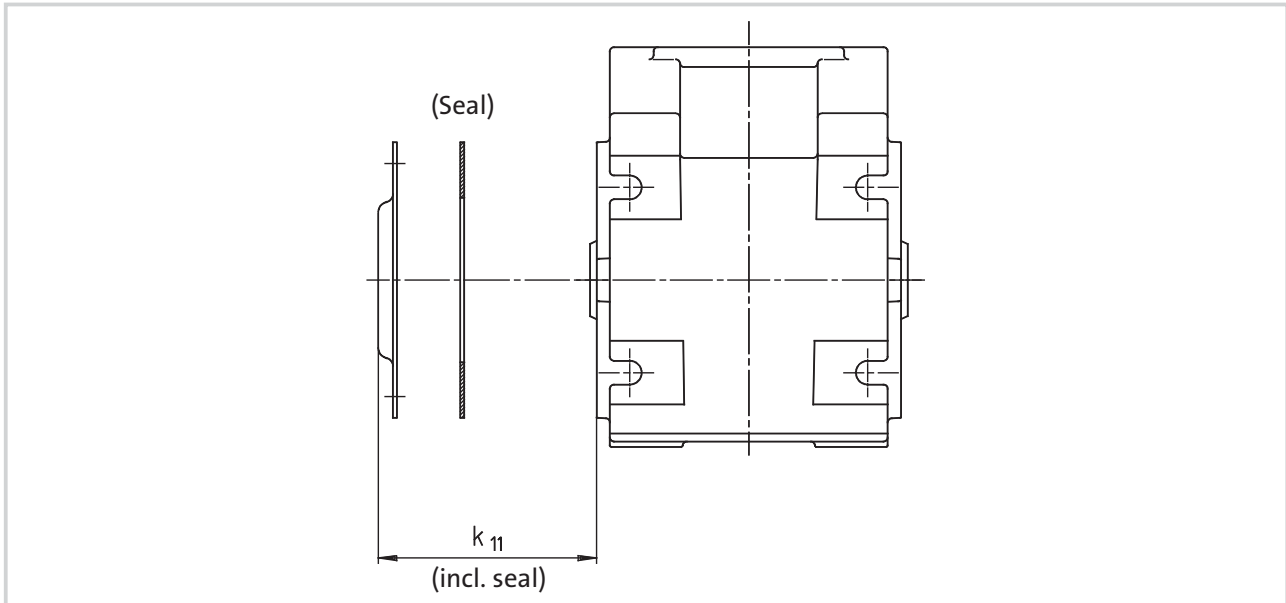


	Gearbox size k6	d	l	i <sub>1</sub>	o <sub>1</sub>
03	20	40	42.5	180	
04	20	40	42.5	200	
05	30	60	64	263	
06	35	70	75	310	

Dimensions in [mm]

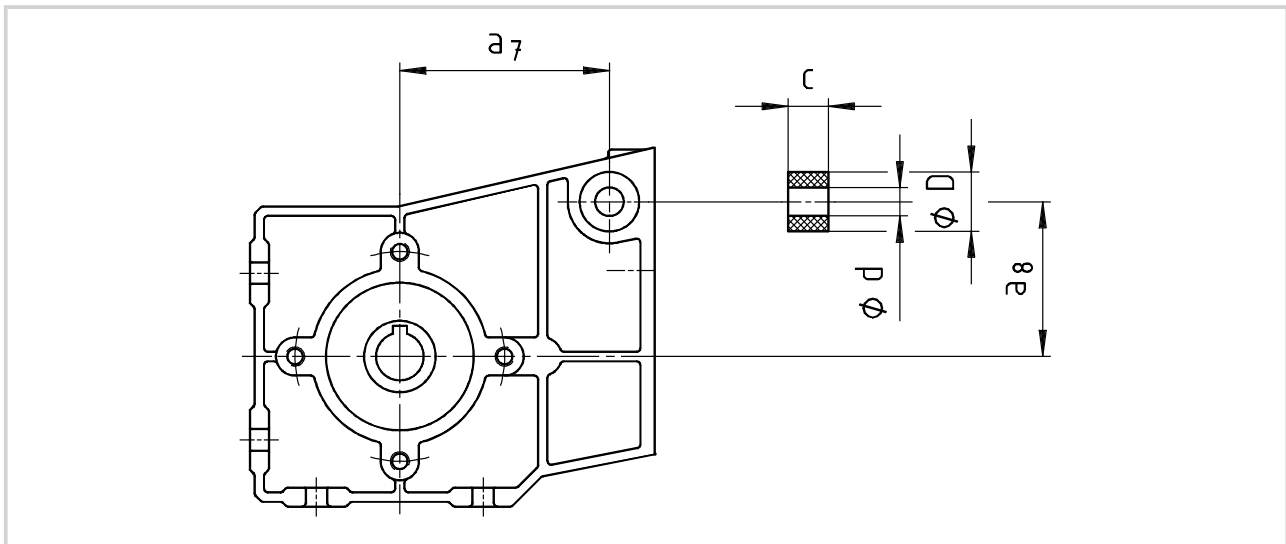


## Hoseproof hollow shaft cover



Gearbox size	Cover $k_{11}$
03	9
04	9
05	10
06	11

## Rubber buffer for torque plate

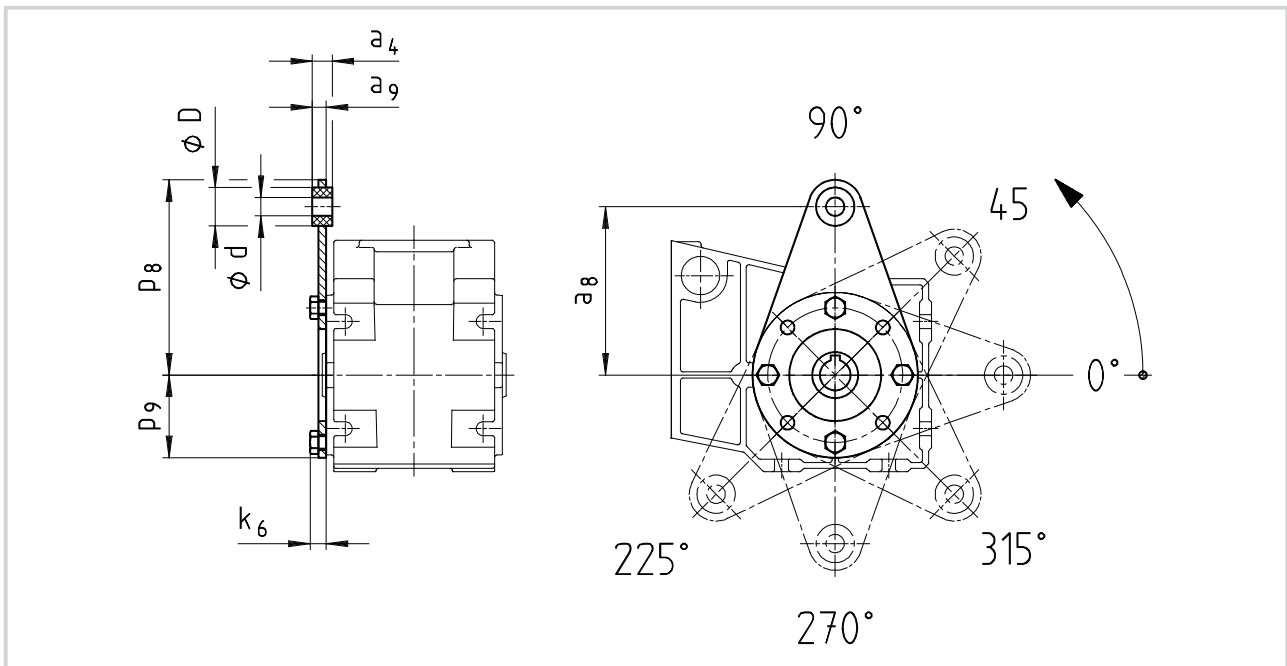


Gearbox size	$d$	$D$	$c$	$a_7$	$a_8$
03	10	25	13	66	39
04	10	25	13	88	65

Dimensions in [mm]

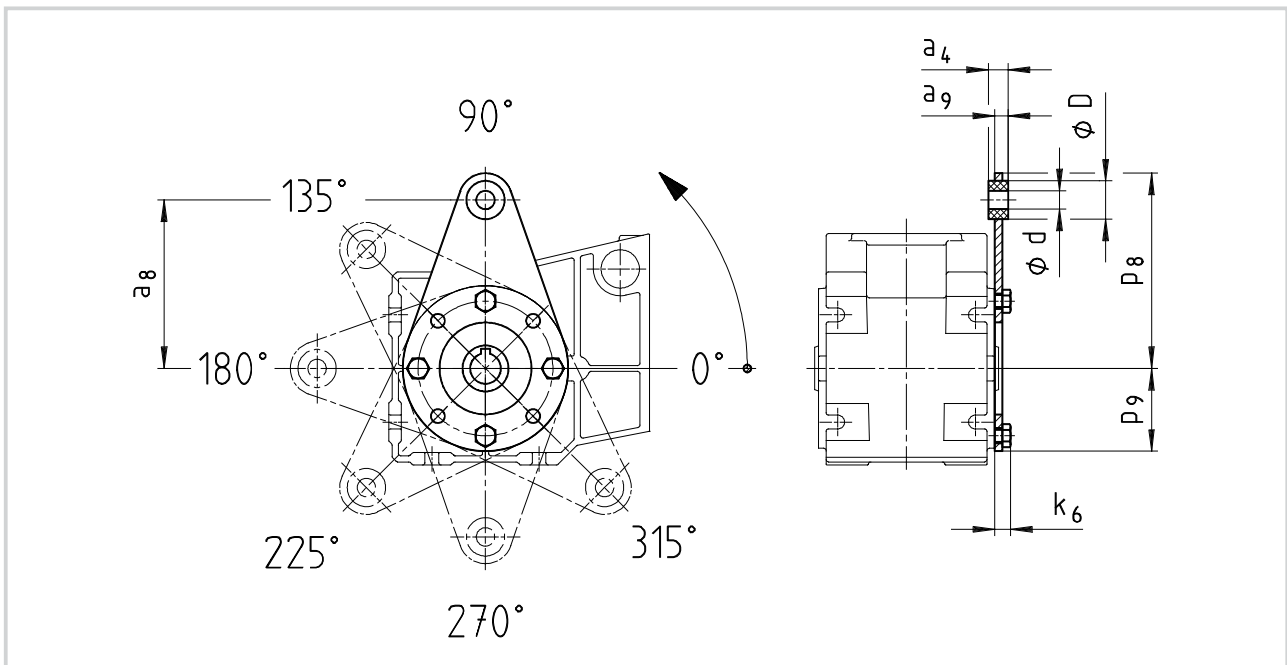
### GKR 03/04

#### Torque plate at threaded pitch circle, position 3



### GKR 03/04

#### Torque plate at threaded pitch circle in position 5

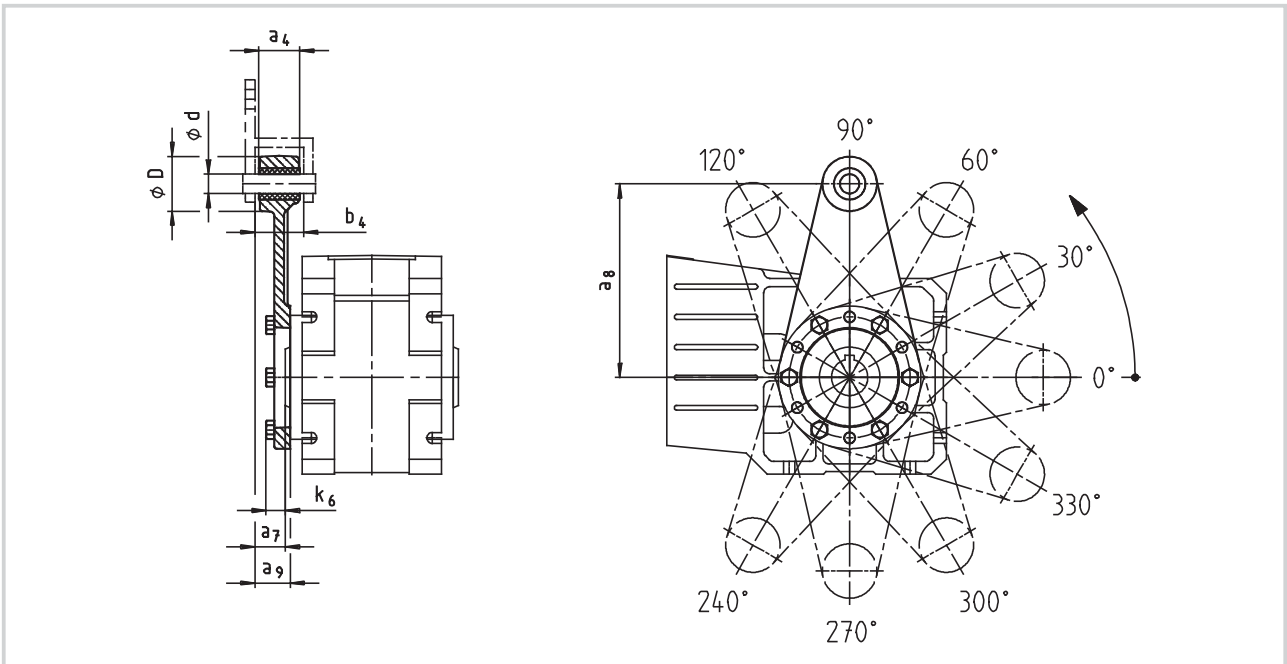


Gearbox size	Torque plate							
	$a_4$	$a_8$	$a_9$	$d$	$D$	$k_6$	$p_8$	$p_9$
03	12	100	8	8	20	9	115	42
04	13	110	9	10	25	11	128	52

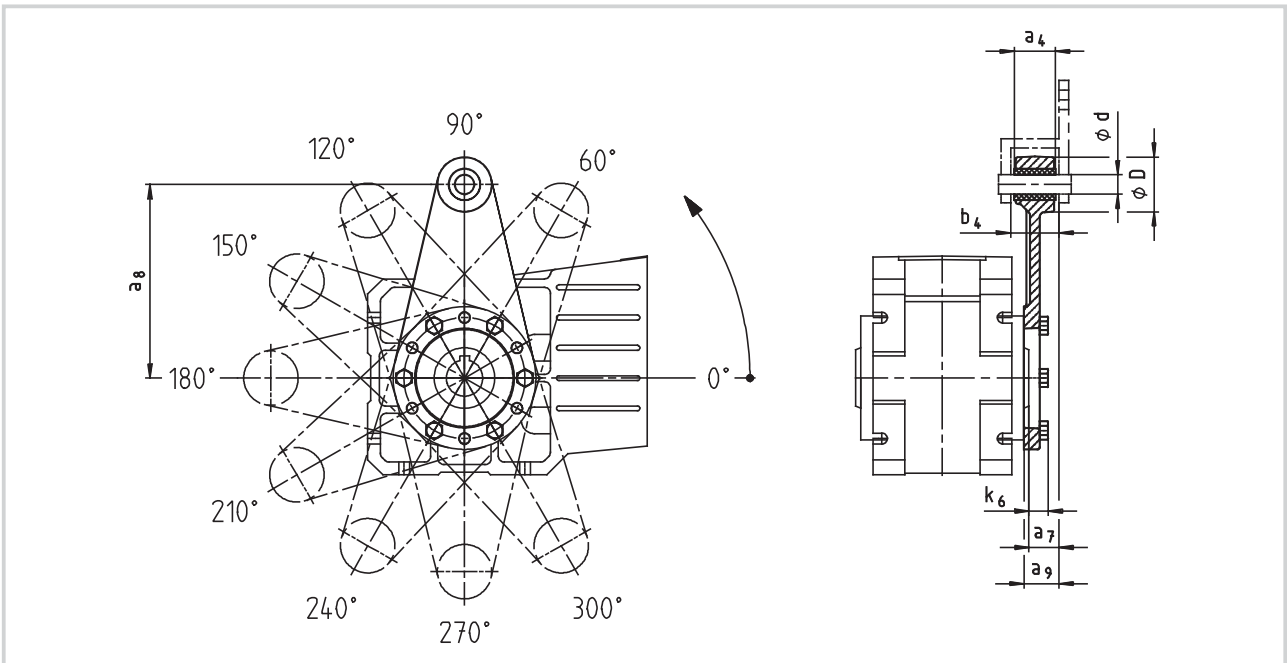
Dimensions in [mm]



## GKR 05/06 Torque plate at threaded pitch circle, position 3



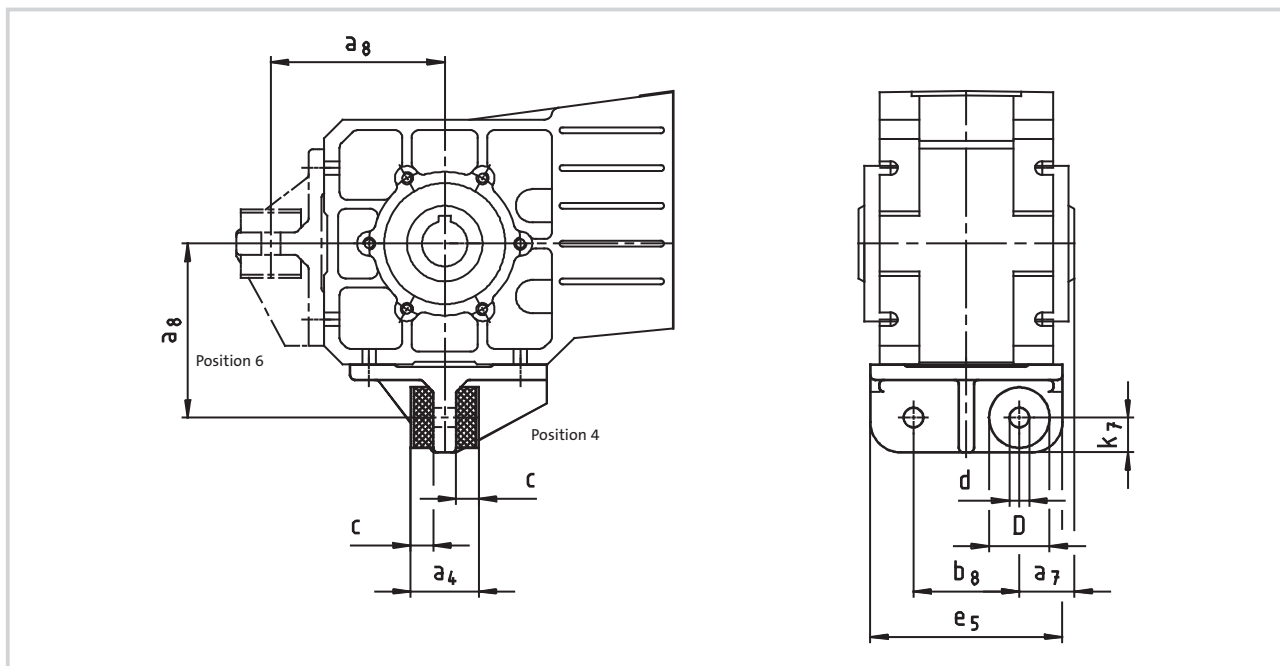
## GKR 05/06 Torque plate at threaded pitch circle in position 5



Gearbox size	Assembly space		Torque plate						
	$a_7$	$b_4$	$a_4$	$a_8$	$a_9$	$d$	$D$	$k_6$	
05	23.5	38.5	34	160	27.5	16	45	16	
06	28	44.5	40	200	33	20	50	18	

Dimensions in [mm]

## Torque plate at housing foot

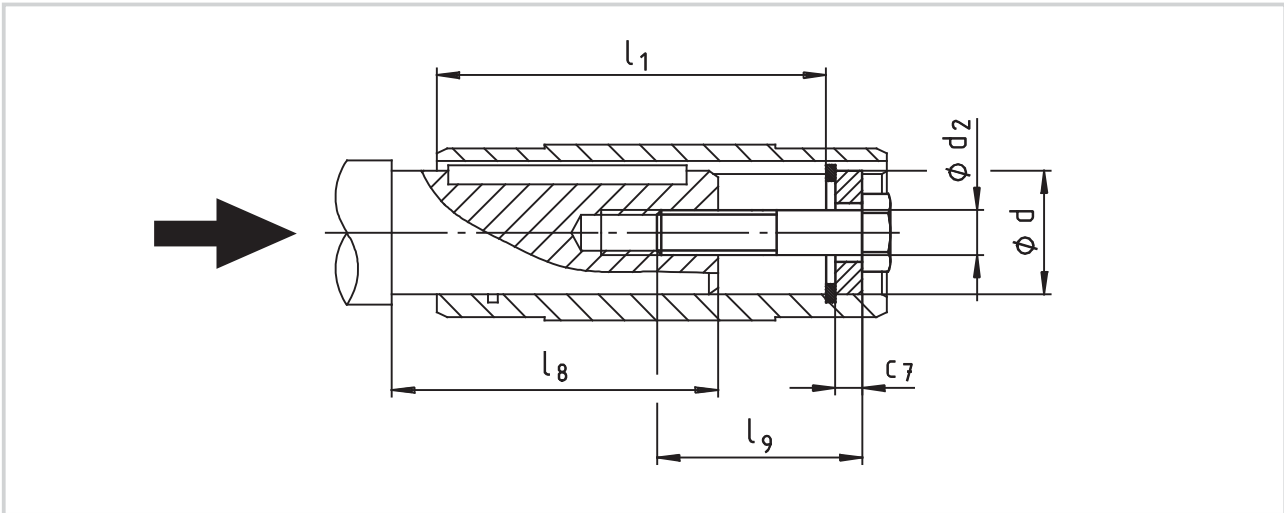


Gearbox size	$a_4$	$a_7$	$a_8$	$b_8$	$c$	$d$	$D$	$e_5$	$k_7$
05	45	36.5	115	70	15	13	40	127	23
06	72	45	145	80	27	17	50	145	28

Dimensions in [mm]




## Hollow shaft circlip mounting set – Proposed design for auxiliary tools



Gearbox size	Hollow shaft (design H)			Mounting set for hollow shaft circlip (mounting auxiliary tool)		
	l	l <sub>1</sub>	d H7	d <sub>2</sub>	l <sub>9</sub>	c <sub>7</sub>
03	100	86	18 20	M6	40	4
04	120	106	20 25	M6 M10	40	4 5
05	143	128	30 35	M10 M12	40 50	6 7
06	170	152	40 45	M16	60	8 9

Dimensions in [mm]





# Helical-bevel gearbox | L-force gearboxes

## Technical data

Permissible radial and axial forces _____	6-2
Output _____	6-2
Input _____	6-4
Output backlash _____	6-5
Moments of inertia _____	6-6
Ventilation _____	6-10
Position of ventilation, sealing elements and oil control _____	6-10
Compensation reservoir formounting position C _____	6-12
Weights _____	6-14

## Selection tables

Gearbox with mounting flange _____	6-16
Gearbox with free input shaft _____	6-64

## Dimensions

Gearbox with mounting flange for	
IEC standard motors _____	6-104
NEMA motors _____	6-120
Gearbox with free input shaft _____	6-122
Other dimensions _____	6-124
Hollow shaft with shrink disc _____	6-124
With second output shaft end _____	6-125
Hoseproof hollow shaft cover _____	6-126
Torque plate at threaded pitch circle _____	6-127
Torque plate at housing foot _____	6-128
Hollow shaft circlip mounting set _____	6-129
Proposed design for auxiliary tools _____	6-129

## Helical-bevel gearbox GKS□□

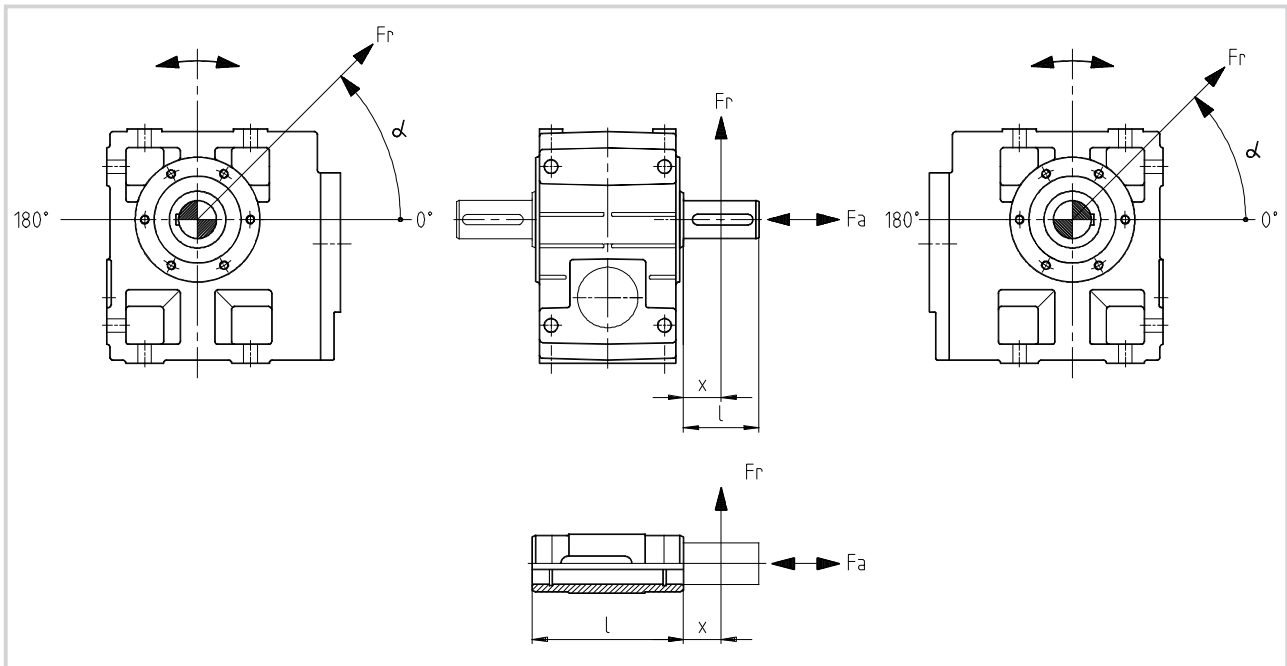
### Permissible radial force

$$F_{rperm} = \min(f_w \cdot f_\alpha \cdot F_{rTab}; f_w \cdot F_{rmax})$$

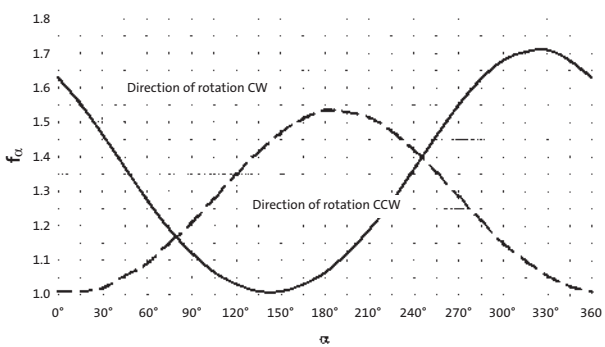
### Permissible axial force

$$F_{aperm} = F_{aTab} \quad \text{at } F_r = 0$$

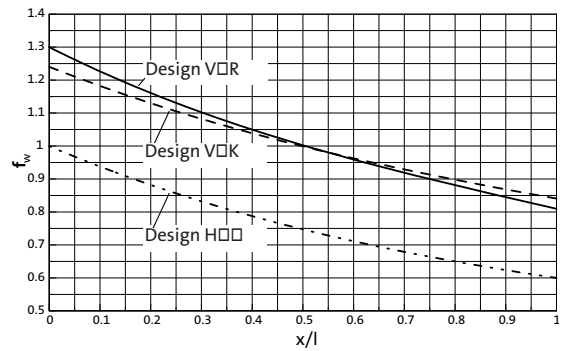
Contact Lenze      if  $F_r$  and  $F_a \neq 0$



$f_\alpha$  Effective direction factor at output shaft



$f_w$  Additional load factor at output shaft





### Helical-bevel gearbox GKS□□

VAK	Solid shaft with flange													
	Application of force $F_r$ : Centre of shaft journal ( $x = l/2$ ) $F_{aTab}$ only valid for $F_r = 0$													
$n_2$ [rpm]	GKS 04		GKS 05		GKS 06		GKS 07		GKS 09		GKS 11		GKS 14	
	$F_{rTab}$ [N]	$F_{aTab}$ [N]	$F_{rTab}$ [N]	$F_{aTab}$ [N]	$F_{rTab}$ [N]	$F_{aTab}$ [N]	$F_{rTab}$ [N]	$F_{aTab}$ [N]	$F_{rTab}$ [N]	$F_{aTab}$ [N]	$F_{rTab}$ [N]	$F_{aTab}$ [N]	$F_{rTab}$ [N]	$F_{aTab}$ [N]
400	3800	4200	4640	3630	6400	4660	7000	5700	9900	6000	14500	7000	20500	8400
250	4300	4400	5420	4440	7500	5880	8250	7000	10500	6600	16000	7500	23700	10000
160	4600	4400	6280	5420	8800	7320	9630	8500	12000	7600	17600	8500	27200	11500
100	4600	4400	7000	6600	9800	9230	11000	10400	14000	10000	21000	10500	31300	13000
63	4600	4400	7000	6600	10000	10000	13000	11500	15000	12000	24500	13000	35000	15000
40	4600	4400	7000	6600	10000	10000	14000	11500	15000	15000	28000	17500	41000	19000
25	4600	4400	7000	6600	10000	10000	14000	11500	15000	17000	30000	27000	43000	28000
≤ 16	4600	4400	7000	6600	10000	10000	14000	11500	15000	17000	30000	27000	43000	35000
$F_{r max}$	4600	–	7000	–	10000	–	14000	–	15000	–	30000	–	43000	–

VDR	Solid shaft without flange													
	Application of force $F_r$ : Centre of shaft journal ( $x = l/2$ ) $F_{aTab}$ only valid for $F_r = 0$													
$n_2$ [rpm]	GKS 04		GKS 05		GKS 06		GKS 07		GKS 09*		GKS 11*		GKS 14	
	$F_{rTab}$ [N]	$F_{aTab}$ [N]	$F_{rTab}$ [N]	$F_{aTab}$ [N]	$F_{rTab}$ [N]	$F_{aTab}$ [N]	$F_{rTab}$ [N]	$F_{aTab}$ [N]	$F_{rTab}$ [N]	$F_{aTab}$ [N]	$F_{rTab}$ [N]	$F_{aTab}$ [N]	$F_{rTab}$ [N]	$F_{aTab}$ [N]
400	3000	4200	2800	3500	3700	4440	4000	4900	6200	6500	7100	7000	57900	35000
250	3400	5000	3200	4240	4300	5580	4900	6230	6400	7400	7500	8000	61000	35000
160	3600	5500	3600	5090	4900	6930	5800	7820	7100	8000	8200	9200	64100	35000
100	3600	5500	4100	6160	5300	8710	6600	9940	8400	10500	10000	12000	65000	35000
63	3600	5500	4900	6600	6200	10000	8000	12600	9500	13000	11200	14500	65000	35000
40	3600	5500	5800	6600	7900	10000	9600	14000	11800	17000	13000	18500	65000	35000
25	3600	5500	5800	6600	9000	10000	12000	14000	16000	21000	19000	27000	65000	35000
≤ 16	3600	5500	5800	6600	9000	10000	12000	14000	18000	21000	23000	27000	65000	35000
$F_{r max}$	3600	–	5800	–	9000	–	12000	–	18000	–	23000	–	65000	–

H00	Hollow shaft													
	Application of force $F_r$ : At hollow shaft end face ( $x = 0$ ) $F_{aTab}$ only valid for $F_r = 0$													
$n_2$ [rpm]	GKS 04		GKS 05		GKS 06		GKS 07		GKS 09		GKS 11		GKS 14	
	$F_{rTab}$ [N]	$F_{aTab}$ [N]	$F_{rTab}$ [N]	$F_{aTab}$ [N]	$F_{rTab}$ [N]	$F_{aTab}$ [N]	$F_{rTab}$ [N]	$F_{aTab}$ [N]	$F_{rTab}$ [N]	$F_{aTab}$ [N]	$F_{rTab}$ [N]	$F_{aTab}$ [N]	$F_{rTab}$ [N]	$F_{aTab}$ [N]
400	3900	4200	3500	3500	4600	4440	5400	4900	7500	6500	9000	7000	15000	6000
250	4500	5000	4200	4240	5600	5580	6300	6230	8200	7400	10000	8000	15500	8000
160	5100	5500	4630	5090	6400	6930	7400	7820	9400	8000	11000	9200	16500	10000
100	5900	5500	5000	6160	7000	8710	8700	9940	10600	10500	14000	12000	17500	13000
63	6800	5500	6200	6600	8200	10000	10500	12600	12200	13000	16000	14500	18500	16000
40	7000	5500	7300	6600	10400	10000	12500	14000	15500	17000	18500	18500	21000	20000
25	7000	5500	7300	6600	12000	10000	15100	14000	21000	21000	25000	27000	28000	28000
≤ 16	7000	5500	7300	6600	12000	10000	16000	14000	24000	21000	30000	27000	40000	35000
$F_{r max}$	7000	–	7300	–	12000	–	16000	–	24000	–	30000	–	45000	–

\* A reinforced output shaft bearing is available on request for VDR designs.

Neither radial nor axial forces are permitted on hollow shafts with shrink disc (S□□).

### Helical-bevel gearbox GKS□□

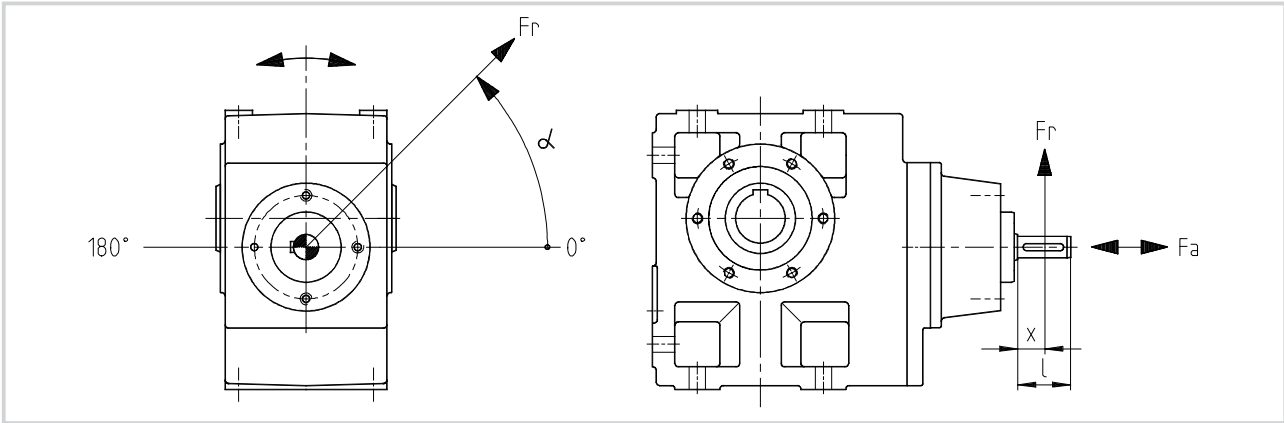
#### Permissible radial force

$$F_{rperm} = \min(f_w \cdot f_\alpha \cdot F_{rTab}; f_w \cdot F_{rmax})$$

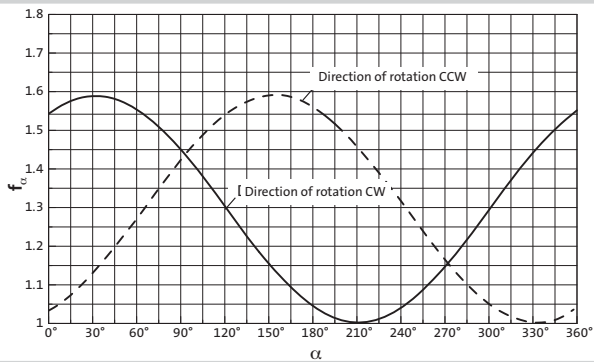
#### Permissible axial force

$$F_{aperm} = F_{aTab} \quad \text{at } F_r = 0$$

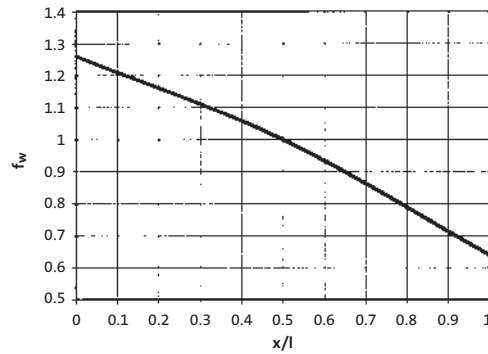
Contact Lenze if  $F_r$  and  $F_a \neq 0$



**$f_\alpha$**  Effective direction factor at input shaft



**$f_w$**  Additional load factor at input shaft



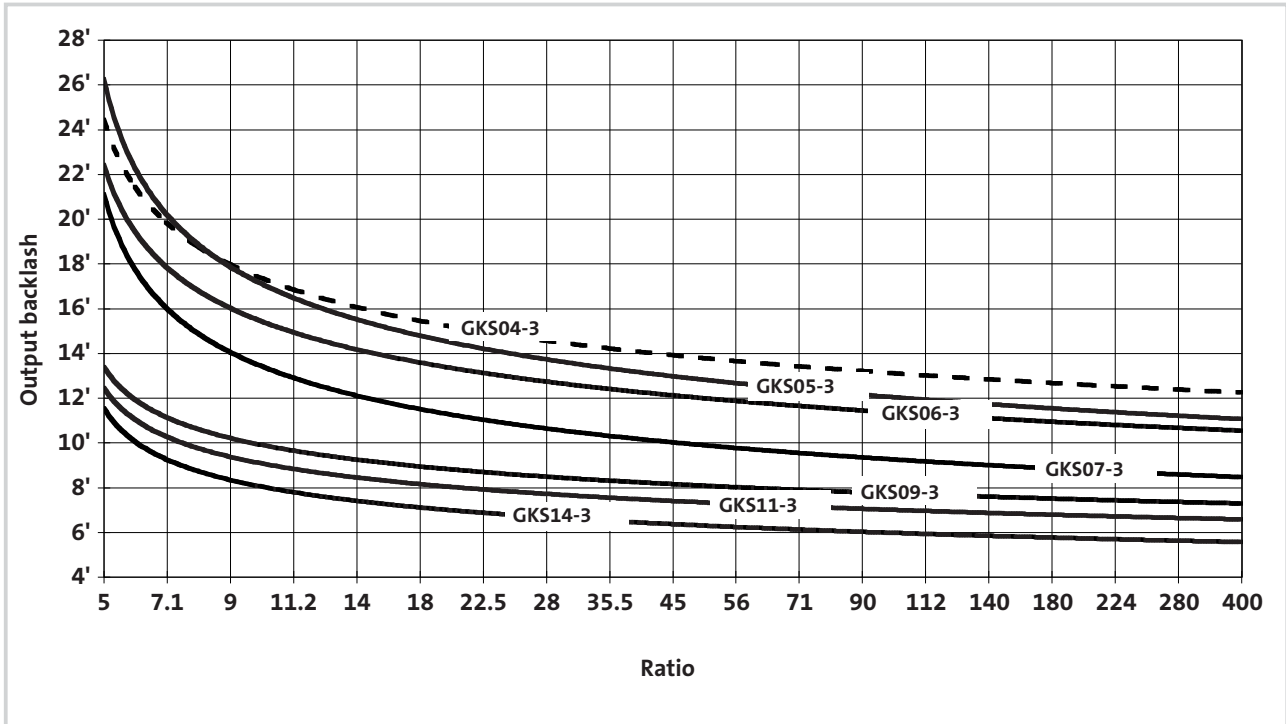
W	Application of force $F_r$ : Centre of shaft journal ( $x = l/2$ ) $F_{aTab}$ only valid for $F_r = 0$															
	1A		1C		1D		1E		1F		1G		1H		1K	
	$F_{rTab}$ [N]	$F_{aTab}$ [N]	$F_{rTab}$ [N]	$F_{aTab}$ [N]	$F_{rTab}$ [N]	$F_{aTab}$ [N]	$F_{rTab}$ [N]	$F_{aTab}$ [N]	$F_{rTab}$ [N]	$F_{aTab}$ [N]	$F_{rTab}$ [N]	$F_{aTab}$ [N]	$F_{rTab}$ [N]	$F_{aTab}$ [N]	$F_{rTab}$ [N]	$F_{aTab}$ [N]
$n_1$ [rpm]																
700	830	1200	1150	1400	1470	1500	2140	1600	3200	2800	4000	4500	5000	6000	8500	10000
1400	570	770	780	900	1000	740	1400	800	2200	1700	3200	2000	4000	2500	7000	5300
2800	440	530	590	620	770	470	940	460	1700	1100	2300	1600	3000	2000	5000	3500
$F_{rmax}$	1850	—	1650	—	3000	—	4900	—	5600	—	8000	—	10000	—	12000	—

# Technical data - Helical-bevel gearboxes

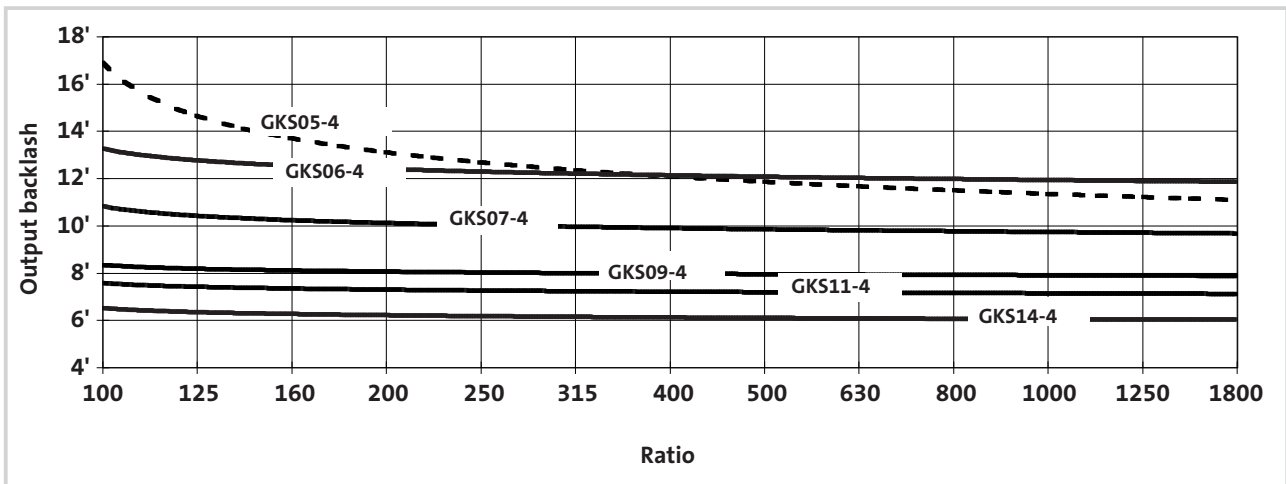
## Output backlash in angular minutes



Helical-bevel gearbox GKS□□-3



Helical-bevel gearbox GKS□□-4



# Technical data - Helical-bevel gearboxes

## Moments of inertia

i	J <sub>G</sub> [kgm <sup>2</sup> ]	i	J <sub>G</sub> [kgm <sup>2</sup> ]	i	J <sub>G</sub> [kgm <sup>2</sup> ]	i	J <sub>G</sub> [kgm <sup>2</sup> ]
<b>GKS 04 - 3</b>		<b>GKS 05 - 3</b>		<b>GKS 06 - 3</b>		<b>GKS 07 - 3</b>	
5.123	1.17E-04	6.863	1.90E-04	6.485	5.87E-04	5.955	1.93E-03
7.025	6.76E-05	9.412	1.17E-04	9.196	5.05E-04	8.254	1.18E-03
8.167	8.63E-05	10.569	1.60E-04	10.147	4.86E-04	9.171	1.60E-03
8.991	4.44E-05	11.667	1.65E-04	11.382	2.49E-04	10.124	1.59E-03
9.836	3.80E-05	13.176	7.11E-05	12.612	3.20E-04	11.378	7.02E-04
11.730	7.29E-05	14.494	1.04E-04	14.824	4.29E-04	12.711	1.02E-03
13.067	7.01E-05	16.000	1.04E-04	16.699	4.16E-04	14.798	1.43E-03
14.333	3.46E-05	17.054	1.51E-04	17.809	2.13E-04	16.674	1.40E-03
16.087	4.43E-05	19.216	1.47E-04	20.329	2.79E-04	17.270	7.26E-04
17.920	4.28E-05	23.388	9.64E-05	22.902	2.73E-04	20.511	9.08E-04
20.588	3.02E-05	26.353	9.48E-05	26.017	1.94E-04	23.111	8.91E-04
22.522	2.62E-05	29.931	6.74E-05	28.461	1.67E-04	25.244	6.72E-04
25.088	2.54E-05	32.744	5.84E-05	32.063	1.63E-04	28.274	5.57E-04
28.727	1.82E-05	36.894	5.76E-05	36.303	1.18E-04	31.858	5.47E-04
32.000	1.77E-05	41.765	4.19E-05	41.472	2.11E-04	36.063	3.65E-04
35.191	1.36E-05	47.059	4.14E-05	44.471	9.00E-05	40.906	6.93E-04
39.200	1.32E-05	51.162	3.21E-05	53.074	1.52E-04	44.178	2.78E-04
44.240	8.99E-06	57.647	3.17E-05	57.882	5.78E-05	50.345	5.30E-04
50.943	1.81E-05	66.592	2.00E-05	65.207	5.70E-05	57.501	1.75E-04
56.976	6.07E-06	75.033	1.98E-05	72.000	4.22E-05	64.790	1.73E-04
64.978	1.32E-05	82.833	1.45E-05	81.111	4.16E-05	70.474	1.29E-04
72.210	3.98E-06	93.333	1.44E-05	93.176	2.57E-05	79.407	1.28E-04
79.598	1.03E-05	107.196	9.15E-06	104.967	2.54E-05	92.563	8.08E-05
90.491	2.74E-06	120.784	9.07E-06	113.082	1.89E-05	104.296	7.99E-05
100.067	6.90E-06	130.097	6.69E-06	127.392	1.86E-05	112.338	5.92E-05
111.467	6.86E-06	146.588	6.64E-06	142.941	1.22E-05	126.578	5.86E-05
128.874	4.81E-06	166.276	4.28E-06	161.029	1.21E-05	140.548	1.11E-04
143.556	4.79E-06	187.353	4.25E-06	190.080	2.27E-05	158.364	1.11E-04
163.332	3.19E-06	211.200	8.07E-06	214.133	2.26E-05	184.600	6.87E-05
181.939	3.18E-06	227.484	5.98E-06	230.688	1.68E-05	208.000	6.85E-05
204.682	2.24E-06	256.320	5.96E-06	259.880	1.67E-05	224.037	5.10E-05
228.000	2.23E-06	290.745	3.84E-06	291.600	1.09E-05	252.436	5.09E-05
269.660	1.36E-06	327.600	3.83E-06	328.500	1.09E-05	283.193	3.30E-05
300.381	1.36E-06					319.091	3.29E-05
		<b>GKS 05 - 4</b>		<b>GKS 06 - 4</b>		<b>GKS 07 - 4</b>	
		95.238	1.43E-05	103.721	3.00E-05	103.039	8.37E-05
		114.987	1.96E-05	113.205	2.34E-05	112.391	6.32E-05
		126.933	1.96E-05	127.059	2.64E-05	126.222	7.29E-05
		146.667	1.42E-05	140.816	2.13E-05	137.748	5.71E-05
		161.905	1.41E-05	155.647	1.91E-05	154.622	5.27E-05
		185.547	1.95E-05	174.336	1.12E-05	179.201	2.83E-05
		209.067	1.95E-05	202.588	1.68E-05	201.254	4.54E-05
		225.867	7.29E-06	224.524	7.40E-06	222.909	1.99E-05
		236.667	1.41E-05	252.000	1.55E-05	246.659	4.17E-05
		289.917	1.08E-05	279.286	6.87E-06	273.199	1.84E-05
		326.667	1.08E-05	316.800	1.02E-05	321.049	2.56E-05
		364.467	7.26E-06	361.429	6.42E-06	358.829	1.69E-05
		410.667	7.25E-06	408.000	6.80E-06	399.353	1.82E-05
		469.389	5.03E-06	458.067	4.20E-06	464.367	1.06E-05
		510.000	2.33E-06	517.091	4.43E-06	516.810	1.13E-05
		528.889	5.02E-06	555.927	4.05E-06	563.572	1.01E-05
		594.894	3.33E-06	640.800	6.16E-06	636.581	1.61E-05
		670.303	3.32E-06	696.668	2.78E-06	683.972	7.37E-06
		820.760	4.98E-06	812.137	4.03E-06	823.810	1.01E-05
		924.800	4.98E-06	914.907	4.03E-06	928.237	1.01E-05
		1040.215	3.30E-06	1017.741	2.77E-06	999.806	7.34E-06
		1172.073	3.30E-06	1146.529	2.77E-06	1126.542	7.33E-06
		1303.560	2.30E-06	1340.834	1.67E-06	1277.842	4.67E-06
		1468.800	2.30E-06	1510.507	1.67E-06	1439.822	4.67E-06
		1717.389	1.40E-06				
		1935.086	1.40E-06				

Note: The moments of inertia relate to the gearbox input shaft

# Technical data - Helical-bevel gearboxes

## Moments of inertia



i	$J_G$ [kgm <sup>2</sup> ]	i	$J_G$ [kgm <sup>2</sup> ]	i	$J_G$ [kgm <sup>2</sup> ]	i	$J_G$ [kgm <sup>2</sup> ]
<b>GKS 09 - 3</b>		<b>GKS 11 - 3</b>		<b>GKS 14 - 3</b>			
12.283	3.42E-03	12.094	1.04E-02	12.435	2.83E-02		
13.360	3.34E-03	13.154	1.01E-02	13.525	2.75E-02		
16.122	2.26E-03	15.874	6.80E-03	16.646	1.98E-02		
17.536	2.22E-03	17.265	6.65E-03	18.311	1.73E-02		
19.541	3.06E-03	19.515	9.03E-03	20.065	2.49E-02		
22.022	2.99E-03	21.989	9.04E-03	22.609	2.43E-02		
25.649	2.05E-03	25.615	6.12E-03	24.696	1.83E-02		
29.228	1.59E-03	28.021	5.22E-03	27.165	1.59E-02		
32.940	1.56E-03	31.573	5.13E-03	30.609	1.56E-02		
35.193	1.22E-03	35.741	3.68E-03	34.692	1.11E-02		
39.662	1.20E-03	40.272	3.62E-03	39.089	1.09E-02		
43.146	9.00E-04	43.783	2.79E-03	42.531	8.24E-03		
48.625	8.87E-04	49.333	2.75E-03	47.923	8.11E-03		
58.456	5.54E-04	57.683	1.77E-03	56.251	5.42E-03		
65.879	5.47E-04	64.995	1.75E-03	63.382	5.35E-03		
70.982	4.14E-04	70.887	1.30E-03	68.942	3.89E-03		
79.996	4.10E-04	79.873	1.29E-03	77.681	3.84E-03		
91.860	2.63E-04	91.737	8.30E-04	90.551	2.51E-03		
103.524	2.61E-04	103.365	8.21E-04	102.029	2.49E-03		
111.484	1.92E-04	111.335	6.05E-04	109.896	1.83E-03		
125.641	1.90E-04	125.448	5.99E-04	123.826	1.81E-03		
140.921	1.26E-04	140.732	3.96E-04	138.913	1.20E-03		
158.816	1.25E-04	158.571	3.93E-04	156.522	1.19E-03		
182.000	2.25E-04	186.572	7.07E-04	186.572	2.16E-03		
205.111	2.24E-04	210.222	7.05E-04	210.222	2.15E-03		
220.882	1.66E-04	226.431	5.21E-04	226.431	1.59E-03		
248.930	1.65E-04	255.133	5.20E-04	255.133	1.58E-03		
279.205	1.10E-04	286.219	3.44E-04	286.219	1.05E-03		
314.659	1.10E-04	322.500	3.43E-04	322.500	1.05E-03		
<b>GKS 09 - 4</b>		<b>GKS 11 - 4</b>		<b>GKS 14 - 4</b>			
100.551	2.48E-04	102.119	7.28E-04	97.467	2.35E-03		
113.320	2.46E-04	115.063	7.21E-04	109.822	2.32E-03		
123.275	2.11E-04	125.095	6.23E-04	119.493	1.99E-03		
138.929	2.09E-04	140.952	6.19E-04	134.640	1.98E-03		
151.012	1.52E-04	153.242	4.50E-04	158.039	1.64E-03		
170.188	1.51E-04	172.667	4.47E-04	178.072	1.63E-03		
204.596	1.24E-04	201.890	3.73E-04	193.754	1.21E-03		
230.577	1.24E-04	227.481	3.72E-04	218.315	1.20E-03		
248.439	1.13E-04	248.106	3.36E-04	237.467	1.09E-03		
279.986	1.12E-04	279.556	3.34E-04	267.568	1.08E-03		
323.365	7.13E-05	322.931	2.09E-04	321.729	6.42E-04		
364.427	7.10E-05	363.866	2.08E-04	362.512	6.40E-04		
402.234	5.09E-05	395.787	1.52E-04	390.671	4.75E-04		
453.311	5.07E-05	445.958	1.52E-04	440.193	4.73E-04		
520.538	4.66E-05	512.196	1.39E-04	513.121	4.33E-04		
586.638	4.65E-05	577.122	1.38E-04	578.164	4.32E-04		
631.744	4.43E-05	621.619	1.31E-04	622.742	4.12E-04		
711.965	4.43E-05	700.416	1.31E-04	701.681	4.12E-04		
817.551	2.76E-05	816.455	8.19E-05	805.901	2.62E-04		
921.367	2.76E-05	919.949	8.18E-05	908.058	2.62E-04		
992.209	2.01E-05	990.879	6.00E-05	978.071	1.91E-04		
1118.204	2.01E-05	1116.484	5.99E-05	1102.052	1.91E-04		
1254.197	1.30E-05	1252.516	3.86E-05	1236.326	1.26E-04		
1413.461	1.30E-05	1411.286	3.85E-05	1393.043	1.26E-04		

Note: The moments of inertia relate to the gearbox input shaft

### Drive Design N / W

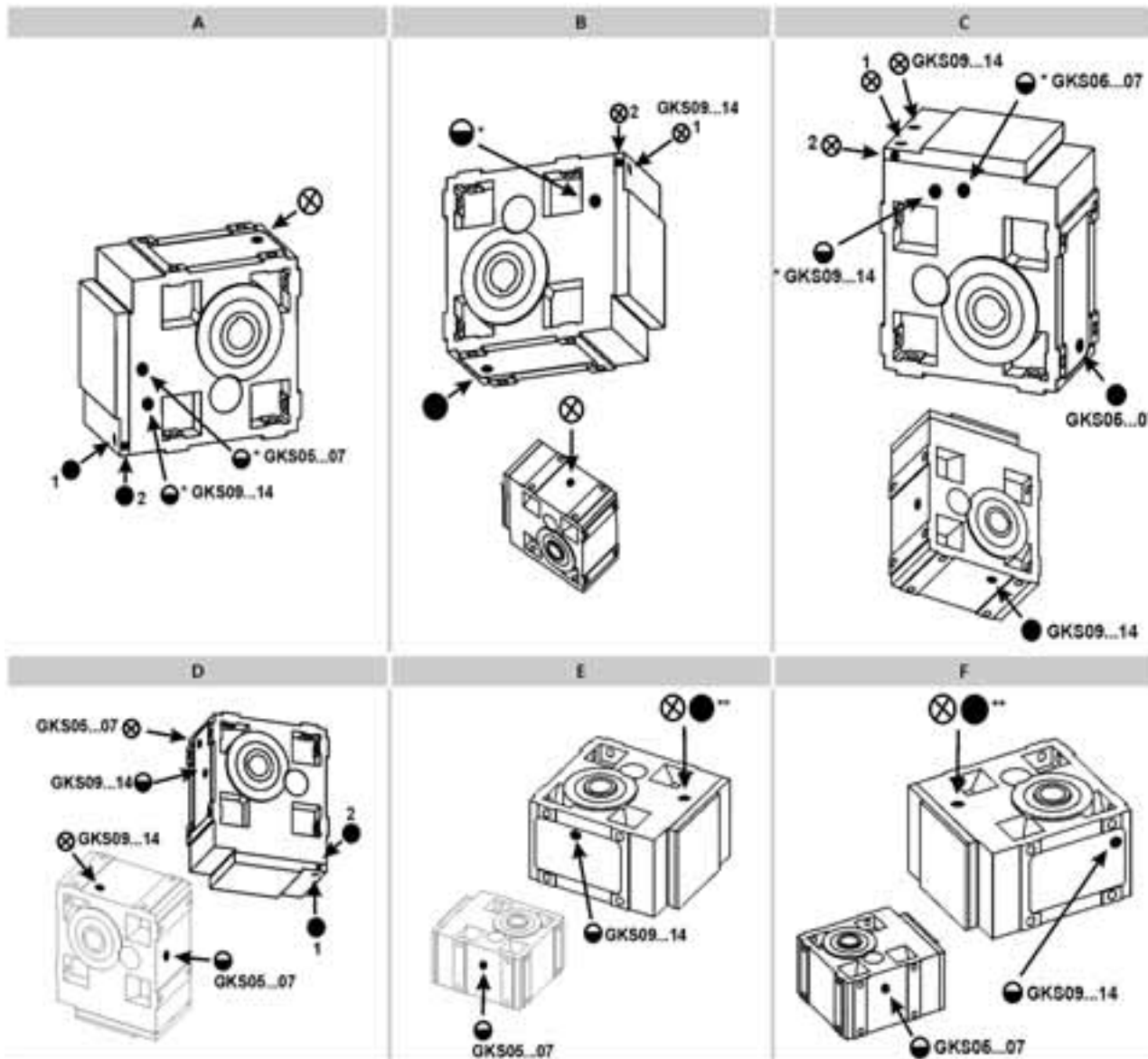
Design of drive	Drive size								
	1A	□B	□C	□D	□E	□F	□G	□H	□K
	JA [kgm <sup>2</sup> ]								
<b>Mounting flange (N)</b>	2.37E-05	2.37E-05	8.03E-05	1.50E-04	5.19E-04	7.99E-04	1.84E-03	6.59E-03	1.24E-02
<b>Free input shaft (W)</b>	2.25E-05	2.41E-05	6.21E-05	1.57E-04	2.73E-04	7.57E-04	1.25E-03	3.03E-03	6.88E-03





### Position of ventilation, sealing elements and oil control

GKS05 ... 14-3



(A ... F) Mounting position

⊗ Ventilation/oil filler plug

● Oil drain plug

◐ Oil control plug

\*On both sides

\*\* Opposite

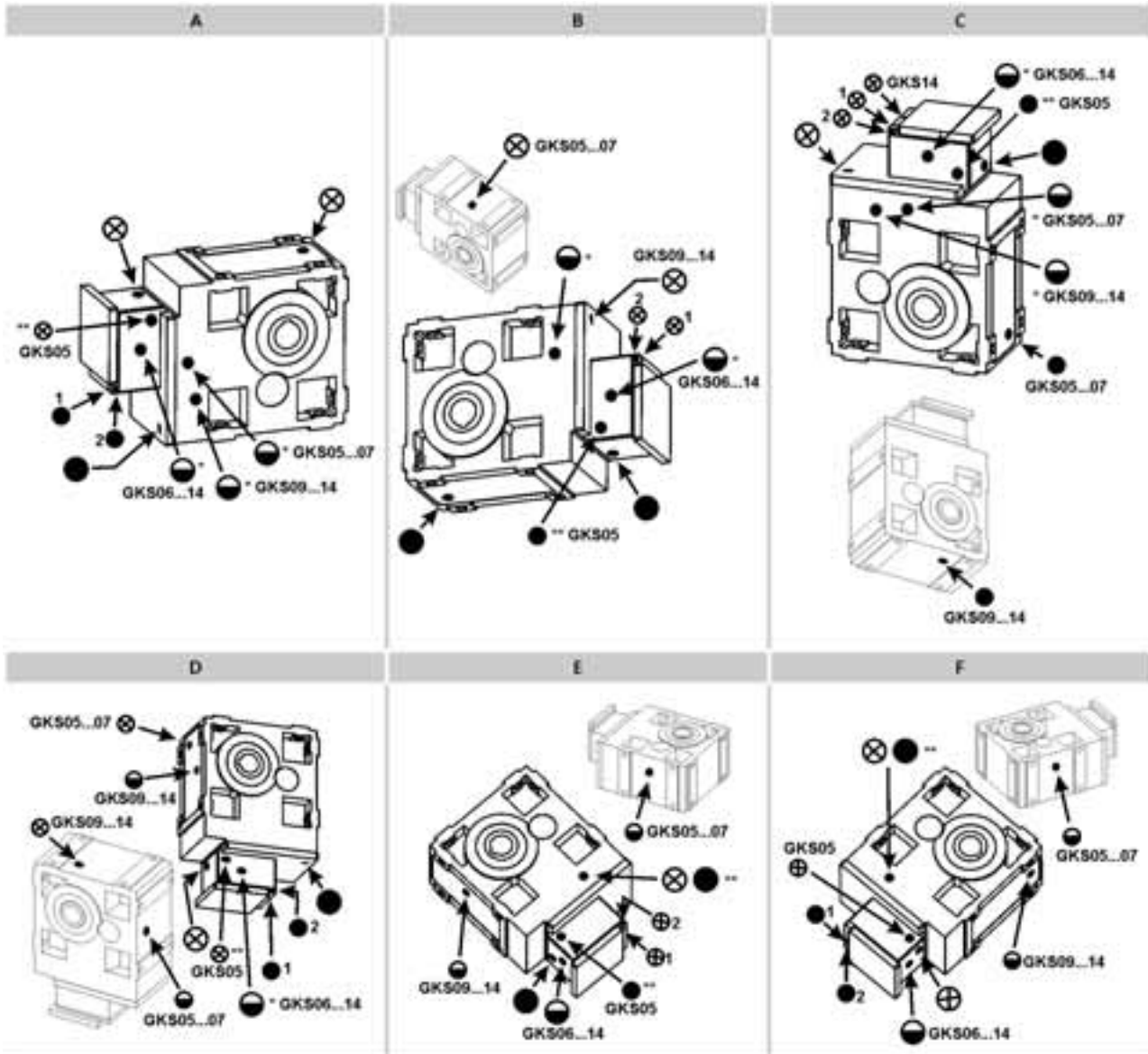
Pos. 1 Standard

Pos. 2 only with

- ▶ GKS05-3N □□□ 1D / 2D
- ▶ GKS05-3N □□□x 1E ... 5E
- ▶ GKS06-3W □□□ 1F
- ▶ GKS07-3N □□□ 1H / 3H

### Position of ventilation, sealing elements and oil control

GKS05 ... 14-4



(A ... F) Mounting position

⊗ Ventilation/oil filler plug

● Oil drain plug

◐ Oil control plug

\*On both sides

\*\* Opposite

Pos. 1 Standard

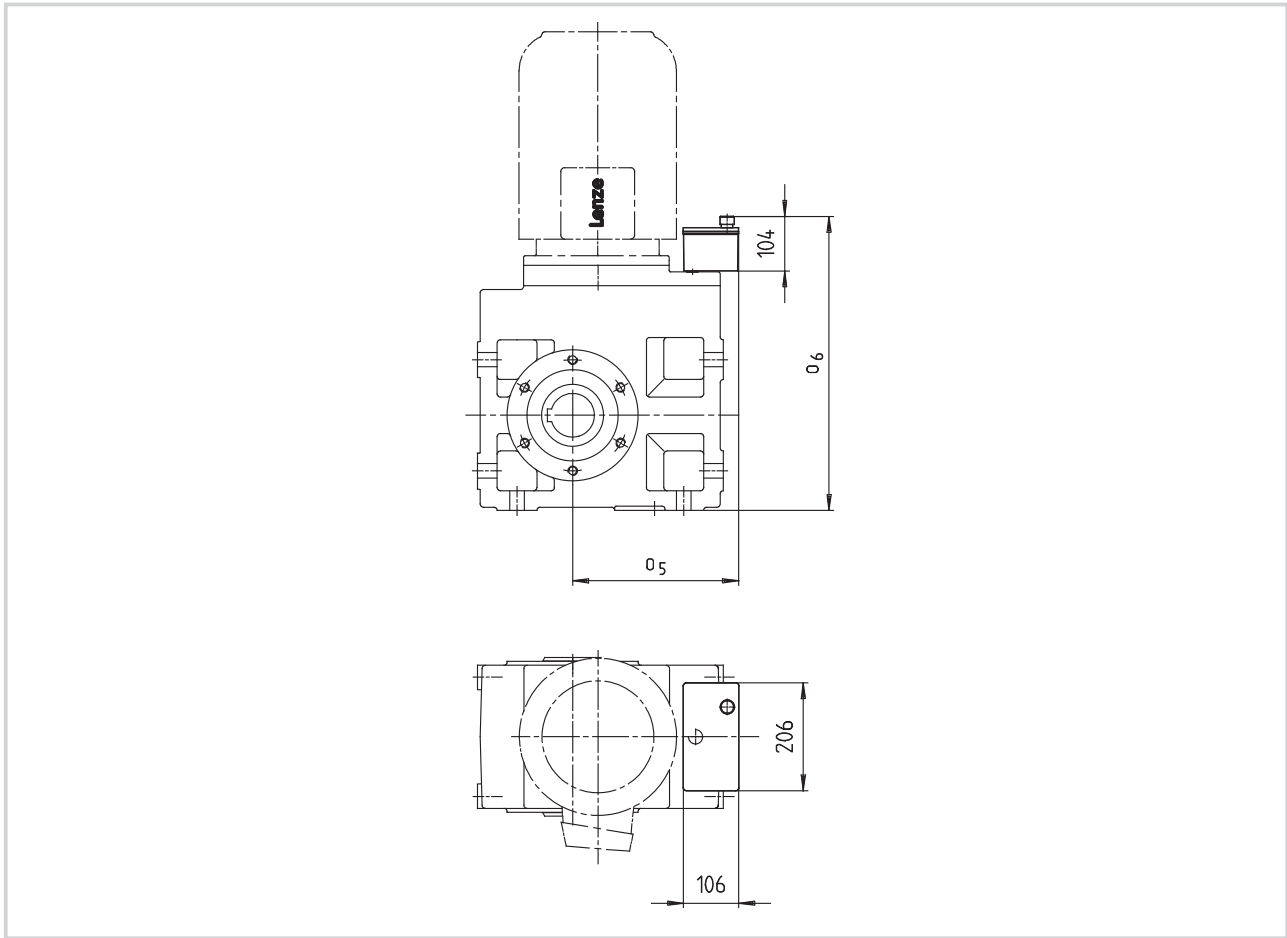
Pos. 2 only with

▶ GKS07-4N □□□ 1D / 2D

▶ GKS07-4N □□□ 1E ... 5E

▶ GKS09-4W □□□ 1F

## Reservoir for mounting position C



Helical-bevel gearbox		Motor frame size / drive size			
GKS□□-3 N		□D / □E / □F		□G	□H / □K
GKS□□-3 W		1E	1F / 1G		1H / 1K
09	o <sub>5</sub>	243	265	282	297
	o <sub>6</sub>	533	533	533	533
11	o <sub>5</sub>	258	280	304	318
	o <sub>6</sub>	626	630	630	630
14	o <sub>5</sub>		313	343	343
	o <sub>6</sub>		739	739	739



### GK□□-3N H□R

Gearbox size	Drive size																		
	1A	1B 2B	5B	□C	□D	1E 2E 3E	4E 5E	1F 2F	3F	1G 3G	2G	5G	1H	2H	3H	5H	6H	1K	2K
04	15	15	18	18	21														
05		25	28	28	31	33	37												
06		39	42	42	45	48	51	49	53										
07				68	71	73	77	75	79	98	95	91	106		102	94			
09					119	122	125	123	126	147	144	140	155	159	151	143	146	175	
11						221	225	222	225	245	242	238	253	257	249	241	244	273	280
14										413	410	406	421	425	417	410	413	440	447

### GK□□-4N H□R

Gearbox size	Drive size																
	1A	1B 2B	5B	□C	□D	1E 2E 3E	4E 5E	1F 2F	3F	1G 3G	2G	5G	1H	2H	3H	5H	6H
05	25	26	29	29													
06	42	43	46	46	49												
07		73	76	76	79	81	85										
09		126	129	129	132	135	138	136	140								
11				237	240	242	246	244	248	267	264						
14					425	428	431	429	432	453	450	446	461	465	457	449	452

### GK□□-3W H□R

Gearbox size	Drive size									
	1A	1B	1C	1D	1E	1F	1G	1H	1K	
04	13	14	16							
05		24	25	27						
06			39	42	45	53				
07				67	71	79	84			
09					118	127	133	148		
11						226	231	246	261	
14							399	414	428	

### GK□□-4W H□R

Gearbox size	Drive size							
	1A	1B	1C	1D	1E	1F	1G	1H
05	24	24	26					
06	41	41	43					
07		72	73	75				
09			126	129	132	141		
11				236	240	248	253	
14					424	433	439	454

Weights in [kg] with oil capacity for mounting position A. All data is approximate.

Note the additional weights on page 6-15.



### Gearbox additional weights

Gearbox size	Solid shaft V□□	2nd output shaft end V□□	Hollow shaft with shrink disc S□□	Flange □AK	Torque plate housing foot	Torque plate threaded pitch circle
04	0.6	0.2	0.6	2.5	1.3	0.9
05	1.0	0.3	0.8	4.0	2.2	1.3
06	2.5	0.8	1.0	7.0	3.7	2.1
07	5.0	1.5	1.5	11	6.6	3.7
09	8.0	2.7	3.0	16	13	
11	16	6.3	5.0	24	23	
14	33	12	11	33	44	

# Helical-bevel gearbox selection table

Gearbox with mounting flange


$M_2 \text{ perm} \leq 190 \text{ Nm}$				GKS04-3N □□□								
Gearbox	Mounting flange size Motor frame size Flange diameter			i	50 Hz			60 Hz			50 Hz	60 Hz
					$P_1 \text{ perm}$	$M_2 \text{ perm}$	$n_2$	$P_1 \text{ perm}$	$M_2 \text{ perm}$	$n_2$		
					[kW]	[Nm]	[rpm]	[kW]	[Nm]	[rpm]		
					<b><math>n_1 = 2800 \text{ rpm}</math></b>			<b><math>n_1 = 3360 \text{ rpm}</math></b>				
GKS04 - 3N □□□	1A			9.836	1.03	33	285	1.03	27	342		C, D
	63			22.522	1.03	75	124	1.03	63	149		C, D
	90			25.088	1.03	84	112	1.03	70	134		C, D
				28.727	0.96	89	98	0.96	74	117		C, D
				32.000	0.96	99	88	0.96	83	105		C, D
				44.240	1.19	171	63	1.19	142	76		C, D
				50.943	1.02	168	55	1.02	140	66		C, D
				56.976	0.93	173	49	0.93	144	59		C, D
				64.978	0.80	169	43	0.80	141	52		C, D
				72.210	0.75	175	39	0.75	146	47		C, D
				90.491	0.60	175	31	0.60	146	37		C, D
				100.067	0.53	171	28	0.53	142	34		C, D
				111.467	0.47	170	25	0.48	145	30		C, D
				128.874	0.45	187	22	0.46	159	26		C, D
				143.556	0.37	172	20	0.38	147	23		C, D
				163.332	0.36	190	17	0.37	162	21		C, D
				181.939	0.30	174	15	0.30	148	19		C, D
				204.682	0.29	190	14	0.29	162	16		C, D
				228.000	0.24	177	12	0.25	151	15		C, D
				269.660	0.22	190	10	0.22	162	13		C, D
				300.381	0.18	178	9.3	0.19	152	11		C, D
GKS04 - 3N □□□	□B			5.123	2.23	37	547	2.08	29	656		C, D
	1B	2B	5B	7.025	2.23	51	399	2.08	39	478		C, D
	71	63	56C	8.167	2.23	59	343	2.08	46	411		C, D
	105	90	Nema	8.991	2.23	65	311	2.08	50	374		C, D
				9.836	2.23	71	285	2.08	55	342		C, D
				11.730	2.23	85	239	2.08	66	286		C, D
				13.067	2.23	95	214	2.08	73	257		C, D
				14.333	2.23	104	195	2.08	80	234		C, D
				16.087	2.23	116	174	2.08	90	209		C, D
				17.920	2.23	130	156	2.08	100	188		C, D
				20.588	2.22	148	136	2.08	115	163		C, D
				22.522	2.03	148	124	2.03	123	149		C, D
				25.088	1.67	136	112	1.67	113	134		C, D
				28.727	1.60	149	98	1.60	124	117		C, D
				32.000	1.31	136	88	1.31	113	105		C, D
				35.191	1.30	149	80	1.30	124	96		C, D
				39.200	1.07	136	71	1.07	114	86		C, D
				44.240	1.19	171	63	1.19	142	76		C, D
				50.943	1.02	168	55	1.02	140	66		C, D
				56.976	0.93	173	49	0.93	144	59		C, D
				64.978	0.80	169	43	0.80	141	52		C, D
				72.210	0.75	175	39	0.75	146	47		C, D
				79.598	0.65	169	35	0.65	141	42		C, D
				90.491	0.60	175	31	0.60	146	37		C, D
				100.067	0.53	171	28	0.53	142	34		C, D
				111.467	0.47	170	25	0.48	145	30		C, D
				128.874	0.45	187	22	0.46	159	26		C, D
				143.556	0.37	172	20	0.38	147	23		C, D
				163.332	0.36	190	17	0.37	162	21		C, D
				181.939	0.30	174	15	0.30	148	19		C, D
				204.682	0.29	190	14	0.29	162	16		C, D
				228.000	0.24	177	12	0.25	151	15		C, D
GKS04 - 3N □□□	□C			5.123	3.04	50	547	2.82	39	656		C, D
	1C	2C	3C	7.025	3.04	69	399	2.82	54	478		C, D
	80	71	71	8.167	3.04	80	343	2.82	62	411		C, D
	160	160	105	8.991	2.87	84	311	2.82	69	374		C, D
				9.836	2.71	86	285	2.71	72	342		C, D
				11.730	3.04	115	239	2.82	89	286		C, D
				13.067	3.04	129	214	2.82	100	257		C, D
				14.333	2.87	133	195	2.82	109	234		C, D
				16.087	2.82	147	174	2.82	123	209		C, D
				17.920	2.32	135	156	2.32	112	188		C, D

For dimensions, see page 6-104 onwards.



# Helical-bevel gearbox selection table

## Gearbox with mounting flange



$M_2 \text{ perm} \leq 190 \text{ Nm}$								GKS04-3N □□□								
Gearbox	Mounting flange size							i	50 Hz			60 Hz			50 Hz	60 Hz
	Motor frame size								$P_1 \text{ perm}$	$M_2 \text{ perm}$	$n_2$	$P_1 \text{ perm}$	$M_2 \text{ perm}$	$n_2$		
	Flange diameter								[kW]	[Nm]	[rpm]	[kW]	[Nm]	[rpm]		
									<b><math>n_1 = 2800 \text{ rpm}</math></b>			<b><math>n_1 = 3360 \text{ rpm}</math></b>				
GKS04 - 3N □□□ □C								20.588	2.22	148	136	2.22	123	163		C, D
1C	2C	3C	4C	5C	6C	7C		22.522	2.03	148	124	2.03	123	149		C, D
80	71	71	71	56C	63	80		25.088	1.67	136	112	1.67	113	134		C, D
160	160	105	120	Nema	160	120		28.727	1.60	149	98	1.60	124	117		C, D
								32.000	1.31	136	88	1.31	113	105		C, D
								35.191	1.30	149	80	1.30	124	96		C, D
								39.200	1.07	136	71	1.07	114	86		C, D
								44.240	1.19	171	63	1.19	142	76		C, D
								50.943	1.02	168	55	1.02	140	66		C, D
								56.976	0.93	173	49	0.93	144	59		C, D
								64.978	0.80	169	43	0.80	141	52		C, D
								79.598	0.65	169	35	0.65	141	42		C, D
								100.067	0.53	171	28	0.53	142	34		C, D
								111.467	0.47	170	25	0.48	145	30		C, D
								128.874	0.45	187	22	0.46	159	26		C, D
								143.556	0.37	172	20	0.38	147	23		C, D
GKS04 - 3N □□□ □D								5.123	3.75	62	547	3.49	48	656		C, D
1D	2D	5D						7.025	3.30	75	399	3.30	63	478		C, D
90	80	143/145TC						8.167	3.75	99	343	3.49	77	411		C, D
160	160	Nema						8.991	2.87	84	311	2.87	70	374		C, D
								9.836	2.71	86	285	2.71	72	342		C, D
								11.730	3.75	143	239	3.49	110	286		C, D
								13.067	3.17	134	214	3.17	112	257		C, D
								14.333	2.87	133	195	2.87	111	234		C, D
								16.087	2.82	147	174	2.82	123	209		C, D
								17.920	2.32	135	156	2.32	112	188		C, D
								20.588	2.22	148	136	2.22	123	163		C, D
								22.522	2.03	148	124	2.03	123	149		C, D
								25.088	1.67	136	112	1.67	113	134		C, D
								28.727	1.60	149	98	1.60	124	117		C, D
								32.000	1.31	136	88	1.31	113	105		C, D
								35.191	1.30	149	80	1.30	124	96		C, D
								39.200	1.07	136	71	1.07	114	86		C, D
								50.943	1.02	168	55	1.02	140	66		C, D
								64.978	0.80	169	43	0.80	141	52		C, D
								79.598	0.65	169	35	0.65	141	42		C, D
									<b><math>n_1 = 1400 \text{ rpm}</math></b>			<b><math>n_1 = 1680 \text{ rpm}</math></b>				
GKS04 - 3N □□□ 1A								9.836	0.63	40	142	0.73	39	171		
63								22.522	0.63	93	62	0.73	89	75		
90								25.088	0.63	103	56	0.73	99	67		
								28.727	0.59	110	49	0.68	106	59		
								32.000	0.59	122	44	0.68	118	53		
								44.240	0.65	185	32	0.77	185	38		
								50.943	0.55	182	28	0.66	182	33		
								56.976	0.51	187	25	0.61	187	30		
								64.978	0.43	183	22	0.52	183	26		
								72.210	0.41	190	19	0.49	190	23		
								90.491	0.32	190	16	0.39	190	19		
								100.067	0.29	185	14	0.34	185	17		
								111.467	0.24	170	13	0.28	170	15		
								128.874	0.22	187	11	0.27	187	13		
								143.556	0.18	172	9.8	0.22	172	12		
								163.332	0.18	190	8.6	0.22	190	10		
								181.939	0.15	174	7.7	0.18	174	9.2		
								204.682	0.14	190	6.8	0.17	190	8.2		
								228.000	0.12	177	6.1	0.14	177	7.4		
								269.660	0.11	190	5.2	0.13	190	6.2		
								300.381	0.09	178	4.7	0.11	178	5.6		
GKS04 - 3N □□□ □B								5.123	1.37	46	273	1.59	44	328		
1B	2B	5B						7.025	1.37	63	199	1.59	60	239		
71	63	56C						8.167	1.37	73	171	1.59	70	206		
105	90	Nema						8.991	1.37	80	156	1.59	77	187		

For dimensions, see page 6-104 onwards.

# Helical-bevel gearbox selection table

## Gearbox with mounting flange

$M_2 \text{ perm} \leq 190 \text{ Nm}$			GKS04-3N □□□								
Gearbox	Mounting flange size Motor frame size Flange diameter		i	50 Hz			60 Hz			50 Hz	60 Hz
				$P_1 \text{ perm}$	$M_2 \text{ perm}$	$n_2$	$P_1 \text{ perm}$	$M_2 \text{ perm}$	$n_2$	Consultation required for mounting position	
										[kW]	[Nm]
				$n_1 = 1400 \text{ rpm}$			$n_1 = 1680 \text{ rpm}$				
GKS04 - 3N □□□ □B			9.836	1.37	88	142	1.59	84	171		
1B	2B	5B	11.730	1.37	104	119	1.59	101	143		
71	63	56C	13.067	1.37	116	107	1.59	112	129		
105	90	Nema	14.333	1.37	128	98	1.59	123	117		
			16.087	1.37	143	87	1.59	138	104		
			17.920	1.37	160	78	1.59	154	94		
			20.588	1.36	182	68	1.58	175	82		
			22.522	1.25	182	62	1.44	175	75		
			25.088	1.03	167	56	1.19	161	67		
			28.727	0.98	183	49	1.14	176	59		
			32.000	0.81	167	44	0.93	161	53		
			35.191	0.80	183	40	0.93	176	48		
			39.200	0.66	168	36	0.76	162	43		
			44.240	0.65	185	32	0.77	185	38		
			50.943	0.55	182	28	0.66	182	33		
			56.976	0.51	187	25	0.61	187	30		
			64.978	0.43	183	22	0.52	183	26		
			72.210	0.41	190	19	0.49	190	23		
			79.598	0.35	183	18	0.43	183	21		
			90.491	0.32	190	16	0.39	190	19		
			100.067	0.29	185	14	0.34	185	17		
			111.467	0.24	170	13	0.28	170	15		
			128.874	0.22	187	11	0.27	187	13		
			143.556	0.18	172	9.8	0.22	172	12		
			163.332	0.18	190	8.6	0.22	190	10		
			181.939	0.15	174	7.7	0.18	174	9.2		
			204.682	0.14	190	6.8	0.17	190	8.2		
			228.000	0.12	177	6.1	0.14	177	7.4		
GKS04 - 3N □□□ □C			5.123	1.87	62	273	2.16	60	328		
1C	2C	3C	7.025	1.87	85	199	2.16	82	239		
80	71	71	8.167	1.87	99	171	2.16	95	206		
160	160	105	8.991	1.77	103	156	2.04	99	187		
			9.836	1.67	106	142	1.93	102	171		
			11.730	1.87	142	119	2.16	137	143		
			13.067	1.87	158	107	2.16	152	129		
			14.333	1.77	164	98	2.04	158	117		
			16.087	1.74	181	87	2.01	174	104		
			17.920	1.43	166	78	1.65	160	94		
			20.588	1.36	182	68	1.58	175	82		
			22.522	1.25	182	62	1.44	175	75		
			25.088	1.03	167	56	1.19	161	67		
			28.727	0.98	183	49	1.14	176	59		
			32.000	0.81	167	44	0.93	161	53		
			35.191	0.80	183	40	0.93	176	48		
			39.200	0.66	168	36	0.76	162	43		
			44.240	0.65	185	32	0.77	185	38		
			50.943	0.55	182	28	0.66	182	33		
			56.976	0.51	187	25	0.61	187	30		
			64.978	0.43	183	22	0.52	183	26		
			79.598	0.35	183	18	0.43	183	21		
			100.067	0.29	185	14	0.34	185	17		
			111.467	0.24	170	13	0.28	170	15		
			128.874	0.22	187	11	0.27	187	13		
			143.556	0.18	172	9.8	0.22	172	12		
GKS04 - 3N □□□ □D			5.123	2.31	77	273	2.67	74	328		
1D	2D	5D	7.025	2.03	93	199	2.35	89	239		
90	80	143/145TC	8.167	2.31	122	171	2.67	118	206		
160	160	Nema	8.991	1.77	103	156	2.04	99	187		
			9.836	1.67	106	142	1.93	102	171		
			11.730	2.31	175	119	2.67	169	143		
			13.067	1.95	165	107	2.25	159	129		
			14.333	1.77	164	98	2.04	158	117		

For dimensions, see page 6-104 onwards.

# Helical-bevel gearbox selection table

## Gearbox with mounting flange



$M_2 \text{ perm} \leq 190 \text{ Nm}$				GKS04-3N □□□									
Gearbox	Mounting flange size Motor frame size Flange diameter			i	50 Hz			60 Hz			50 Hz	60 Hz	
					P <sub>1 perm</sub>	M <sub>2 perm</sub>	n <sub>2</sub>	P <sub>1 perm</sub>	M <sub>2 perm</sub>	n <sub>2</sub>			Consultation required for mounting position
					[kW]	[Nm]	[rpm]	[kW]	[Nm]	[rpm]			
				<b>n<sub>1</sub> = 1400 rpm</b>			<b>n<sub>1</sub> = 1680 rpm</b>						
GKS04 - 3N □□□ □D				16.087	1.74	181	87	2.01	174	104			
1D	2D	5D		17.920	1.43	166	78	1.65	160	94			
90	80	143/145TC		20.588	1.36	182	68	1.58	175	82			
160	160	Nema		22.522	1.25	182	62	1.44	175	75			
				25.088	1.03	167	56	1.19	161	67			
				28.727	0.98	183	49	1.14	176	59			
				32.000	0.81	167	44	0.93	161	53			
				35.191	0.80	183	40	0.93	176	48			
				39.200	0.66	168	36	0.76	162	43			
				50.943	0.55	182	28	0.66	182	33			
				64.978	0.43	183	22	0.52	183	26			
				79.598	0.35	183	18	0.43	183	21			
				<b>n<sub>1</sub> = 700 rpm</b>			<b>n<sub>1</sub> = 840 rpm</b>						
GKS04 - 3N □□□ 1A				9.836	0.32	40	71	0.38	40	85			
63				22.522	0.32	93	31	0.38	93	37			
90				25.088	0.32	103	28	0.38	103	34			
				28.727	0.30	110	24	0.35	110	29			
				32.000	0.30	122	22	0.35	122	26			
				44.240	0.32	185	16	0.39	185	19			
				50.943	0.28	182	14	0.33	182	17			
				56.976	0.25	187	12	0.30	187	15			
				64.978	0.22	183	11	0.26	183	13			
				72.210	0.20	190	9.7	0.24	190	12			
				90.491	0.16	190	7.7	0.19	190	9.3			
				100.067	0.14	185	7.0	0.17	185	8.4			
				111.467	0.12	170	6.3	0.14	170	7.5			
				128.874	0.11	187	5.4	0.13	187	6.5			
				143.556	0.09	172	4.9	0.11	172	5.9			
				163.332	0.09	190	4.3	0.11	190	5.1			
				181.939	0.07	174	3.9	0.09	174	4.6			
				204.682	0.07	190	3.4	0.09	190	4.1			
				228.000	0.06	177	3.1	0.07	177	3.7			
				269.660	0.05	190	2.6	0.07	190	3.1			
				300.381	0.05	178	2.3	0.05	178	2.8			
GKS04 - 3N □□□ □B				5.123	0.73	48	137	0.87	48	164			
1B	2B	5B		7.025	0.73	66	100	0.87	66	120			
71	63	56C		8.167	0.73	77	86	0.87	77	103			
105	90	Nema		8.991	0.78	90	78	0.93	90	93			
				9.836	0.74	94	71	0.89	94	85			
				11.730	0.73	110	60	0.87	110	72			
				13.067	0.73	123	54	0.87	123	64			
				14.333	0.78	144	49	0.93	144	59			
				16.087	0.73	151	44	0.87	151	52			
				17.920	0.71	166	39	0.86	166	47			
				20.588	0.68	182	34	0.82	182	41			
				22.522	0.62	182	31	0.75	182	37			
				25.088	0.51	167	28	0.62	167	34			
				28.727	0.49	183	24	0.59	183	29			
				32.000	0.40	167	22	0.48	167	26			
				35.191	0.40	183	20	0.48	183	24			
				39.200	0.33	168	18	0.40	168	21			
				44.240	0.32	185	16	0.39	185	19			
				50.943	0.28	182	14	0.33	182	17			
				56.976	0.25	187	12	0.30	187	15			
				64.978	0.22	183	11	0.26	183	13			
				72.210	0.20	190	9.7	0.24	190	12			
				79.598	0.18	183	8.8	0.21	183	11			
				90.491	0.16	190	7.7	0.19	190	9.3			
				100.067	0.14	185	7.0	0.17	185	8.4			
				111.467	0.12	170	6.3	0.14	170	7.5			
				128.874	0.11	187	5.4	0.13	187	6.5			

For dimensions, see page 6-104 onwards.

# Helical-bevel gearbox selection table


## Gearbox with mounting flange

$M_2 \text{ perm} \leq 190 \text{ Nm}$							GKS04-3N □□□							
							50 Hz			60 Hz			50 Hz	60 Hz
Gearbox	Mounting flange size Motor frame size Flange diameter			i	P <sub>1 perm</sub>	M <sub>2 perm</sub>	n <sub>2</sub>	P <sub>1 perm</sub>	M <sub>2 perm</sub>	n <sub>2</sub>	Consultation required for mounting position			
					[kW]	[Nm]	[rpm]	[kW]	[Nm]	[rpm]				
							<b>n<sub>1</sub> = 700 rpm</b>			<b>n<sub>1</sub> = 840 rpm</b>				
GKS04 - 3N □□□ □B							143.556	0.09	172	4.9	0.11	172	5.9	
1B 2B 5B							163.332	0.09	190	4.3	0.11	190	5.1	
71 63 56C							181.939	0.07	174	3.9	0.09	174	4.6	
105 90 Nema							204.682	0.07	190	3.4	0.09	190	4.1	
							228.000	0.06	177	3.1	0.07	177	3.7	
GKS04 - 3N □□□ □C							5.123	1.21	80	137	1.45	80	164	
1C 2C 3C 4C 5C 6C 7C							7.025	1.02	93	100	1.22	93	120	
80 71 71 71 56C 63 80							8.167	1.21	128	86	1.45	128	103	
160 160 105 120 Nema 160 120							8.991	0.88	103	78	1.06	103	93	
							9.836	0.83	106	71	1.00	106	85	
							11.730	1.18	180	60	1.42	180	72	
							13.067	0.97	165	54	1.17	165	64	
							14.333	0.88	164	49	1.06	164	59	
							16.087	0.87	181	44	1.04	181	52	
							17.920	0.71	166	39	0.86	166	47	
							20.588	0.68	182	34	0.82	182	41	
							22.522	0.62	182	31	0.75	182	37	
							25.088	0.51	167	28	0.62	167	34	
							28.727	0.49	183	24	0.59	183	29	
							32.000	0.40	167	22	0.48	167	26	
							35.191	0.40	183	20	0.48	183	24	
							39.200	0.33	168	18	0.40	168	21	
							44.240	0.32	185	16	0.39	185	19	
							50.943	0.28	182	14	0.33	182	17	
							56.976	0.25	187	12	0.30	187	15	
							64.978	0.22	183	11	0.26	183	13	
							79.598	0.18	183	8.8	0.21	183	11	
							100.067	0.14	185	7.0	0.17	185	8.4	
							111.467	0.12	170	6.3	0.14	170	7.5	
							128.874	0.11	187	5.4	0.13	187	6.5	
							143.556	0.09	172	4.9	0.11	172	5.9	
GKS04 - 3N □□□ □D							5.123	1.21	80	137	1.45	80	164	
1D 2D 5D							7.025	1.02	93	100	1.22	93	120	
90 80 143/145TC							8.167	1.21	128	86	1.45	128	103	
160 160 Nema							8.991	0.88	103	78	1.06	103	93	
							9.836	0.83	106	71	1.00	106	85	
							11.730	1.18	180	60	1.42	180	72	
							13.067	0.97	165	54	1.17	165	64	
							14.333	0.88	164	49	1.06	164	59	
							16.087	0.87	181	44	1.04	181	52	
							17.920	0.71	166	39	0.86	166	47	
							20.588	0.68	182	34	0.82	182	41	
							22.522	0.62	182	31	0.75	182	37	
							25.088	0.51	167	28	0.62	167	34	
							28.727	0.49	183	24	0.59	183	29	
							32.000	0.40	167	22	0.48	167	26	
							35.191	0.40	183	20	0.48	183	24	
							39.200	0.33	168	18	0.40	168	21	
							50.943	0.28	182	14	0.33	182	17	
							64.978	0.22	183	11	0.26	183	13	
							79.598	0.18	183	8.8	0.21	183	11	

For dimensions, see page 6-104 onwards.

# Helical-bevel gearbox selection table

## Gearbox with mounting flange



$M_2 \text{ perm} \leq 331 \text{ Nm}$				GKS05-3N □□□								
Gearbox	Mounting flange size Motor frame size Flange diameter			i	50 Hz			60 Hz			50 Hz	60 Hz
					P <sub>1 perm</sub>	M <sub>2 perm</sub>	n <sub>2</sub>	P <sub>1 perm</sub>	M <sub>2 perm</sub>	n <sub>2</sub>	Consultation required for mounting position	
					[kW]	[Nm]	[rpm]	[kW]	[Nm]	[rpm]		
				<b>n<sub>1</sub> = 2800 rpm</b>			<b>n<sub>1</sub> = 3360 rpm</b>					
GKS05 - 3N □□□ □B				13.176	2.23	95	213	2.08	74	255	C, D	
1B	5B			32.744	2.23	237	86	2.08	184	103	C, D	
71	56C			36.894	2.05	245	76	2.05	204	91	C, D	
105	Nema			41.765	1.99	269	67	1.99	224	81	C, D	
				47.059	1.84	281	60	1.84	234	71	C, D	
				66.592	1.42	305	42	1.42	255	51	C, D	
				75.033	1.18	286	37	1.18	238	45	C, D	
				82.833	1.14	305	34	1.14	255	41	C, D	
				93.333	0.96	291	30	0.96	242	36	C, D	
				107.196	0.88	305	26	0.88	255	31	C, D	
				120.784	0.80	315	23	0.82	269	28	C, D	
				130.097	0.79	331	22	0.80	282	26	C, D	
				146.588	0.66	315	19	0.68	269	23	C, D	
				166.276	0.61	331	17	0.63	282	20	C, D	
				187.353	0.52	315	15	0.53	269	18	C, D	
				211.200	0.46	314	13	0.47	268	16	C, D	
				227.484	0.38	278	12	0.39	237	15	C, D	
				256.320	0.38	313	11	0.39	267	13	C, D	
				290.745	0.29	277	9.6	0.30	236	12	C, D	
				327.600	0.29	312	8.6	0.30	266	10	C, D	
GKS05 - 3N □□□ □C				13.176	3.04	130	213	2.82	100	255	C, D	
1C	2C	3C	4C	5C	6C	7C		2.76	223	112	C, D	
80	71	71	71	56C	63	80		2.53	224	103	C, D	
160	160	105	120	Nema	160	120		2.05	204	91	C, D	
				41.765	1.99	269	67	1.99	224	81	C, D	
				47.059	1.84	281	60	1.84	234	71	C, D	
				51.162	1.84	305	55	1.84	255	66	C, D	
				57.647	1.52	283	49	1.52	236	58	C, D	
				66.592	1.42	305	42	1.42	255	51	C, D	
				75.033	1.18	286	37	1.18	238	45	C, D	
				82.833	1.14	305	34	1.14	255	41	C, D	
				93.333	0.96	291	30	0.96	242	36	C, D	
				107.196	0.88	305	26	0.88	255	31	C, D	
				120.784	0.80	315	23	0.82	269	28	C, D	
				130.097	0.79	331	22	0.80	282	26	C, D	
				146.588	0.66	315	19	0.68	269	23	C, D	
				211.200	0.46	314	13	0.47	268	16	C, D	
				227.484	0.38	278	12	0.39	237	15	C, D	
				256.320	0.38	313	11	0.39	267	13	C, D	
GKS05 - 3N □□□ □D				6.863	3.75	83	408	3.49	65	490	C, D	
1D	2D	5D		9.412	3.75	114	298	3.49	89	357	C, D	
90	80	143/145TC		10.569	3.75	128	265	3.49	100	318	C, D	
160	160	Nema		11.667	3.75	142	240	3.49	110	288	C, D	
				13.176	3.15	134	213	3.15	112	255	C, D	
				14.494	3.75	176	193	3.49	136	232	C, D	
				16.000	3.75	194	175	3.49	151	210	C, D	
				17.054	3.75	207	164	3.49	161	197	C, D	
				19.216	3.75	233	146	3.49	181	175	C, D	
				23.388	3.53	267	120	3.49	220	144	C, D	
				26.353	2.83	242	106	2.83	202	128	C, D	
				29.931	2.76	268	94	2.76	223	112	C, D	
				32.744	2.53	269	86	2.53	224	103	C, D	
				36.894	2.05	245	76	2.05	204	91	C, D	
				41.765	1.99	269	67	1.99	224	81	C, D	
				47.059	1.84	281	60	1.84	234	71	C, D	
				51.162	1.84	305	55	1.84	255	66	C, D	
				57.647	1.52	283	49	1.52	236	58	C, D	
				66.592	1.42	305	42	1.42	255	51	C, D	
				75.033	1.18	286	37	1.18	238	45	C, D	
				82.833	1.14	305	34	1.14	255	41	C, D	
				93.333	0.96	291	30	0.96	242	36	C, D	

For dimensions, see page 6-104 onwards.

# Helical-bevel gearbox selection table

Gearbox with mounting flange

$M_2 \text{ perm} \leq 331 \text{ Nm}$						GKS05-3N □□□								
Gearbox	Mounting flange size Motor frame size Flange diameter					i	50 Hz			60 Hz			50 Hz	60 Hz
							$P_1 \text{ perm}$	$M_2 \text{ perm}$	$n_2$	$P_1 \text{ perm}$	$M_2 \text{ perm}$	$n_2$	Consultation required for mounting position	
													[kW]	[Nm]
							<b><math>n_1 = 2800 \text{ rpm}</math></b>			<b><math>n_1 = 3360 \text{ rpm}</math></b>				
GKS05 - 3N □□□ □E						6.863	5.39	120	408	5.39	100	490		C, D
<b>1E</b> <b>1E</b> <b>2E</b> <b>3E</b> <b>4E</b> <b>5E</b>						9.412	4.39	134	298	4.39	111	357		C, D
<b>100</b> <b>112</b> 90   80   90   182/184TC						10.569	5.39	184	265	5.39	154	318		C, D
<b>160</b> <b>160</b> 160   160   200   Nema						11.667	5.39	204	240	5.39	170	288		C, D
						13.176	3.15	134	213	3.15	112	255		C, D
						14.494	4.39	206	193	4.39	172	232		C, D
						16.000	4.39	227	175	4.39	189	210		C, D
						17.054	4.61	255	164	4.61	212	197		C, D
						19.216	3.87	241	146	3.87	201	175		C, D
						23.388	3.53	267	120	3.53	223	144		C, D
						26.353	2.83	242	106	2.83	202	128		C, D
						29.931	2.76	268	94	2.76	223	112		C, D
						32.744	2.53	269	86	2.53	224	103		C, D
						36.894	2.05	245	76	2.05	204	91		C, D
						41.765	1.99	269	67	1.99	224	81		C, D
						47.059	1.84	281	60	1.84	234	71		C, D
						51.162	1.84	305	55	1.84	255	66		C, D
						57.647	1.52	283	49	1.52	236	58		C, D
							<b><math>n_1 = 1400 \text{ rpm}</math></b>			<b><math>n_1 = 1680 \text{ rpm}</math></b>				
GKS05 - 3N □□□ □B						13.176	1.37	117	106	1.59	113	128		
<b>1B</b> 5B						32.744	1.37	292	43	1.59	281	51		
<b>71</b> 56C						36.894	1.26	302	38	1.46	291	46		
<b>105</b> Nema						41.765	1.22	331	34	1.41	319	40		
						47.059	1.00	304	30	1.20	304	36		
						66.592	0.77	331	21	0.92	331	25		
						75.033	0.64	310	19	0.77	310	22		
						82.833	0.62	331	17	0.74	331	20		
						93.333	0.52	315	15	0.63	315	18		
						107.196	0.48	331	13	0.57	331	16		
						120.784	0.40	315	12	0.48	315	14		
						130.097	0.39	331	11	0.47	331	13		
						146.588	0.33	315	9.6	0.40	315	12		
						166.276	0.31	331	8.4	0.37	331	10		
						187.353	0.26	315	7.5	0.31	315	9.0		
						211.200	0.23	314	6.6	0.28	314	8.0		
						227.484	0.19	278	6.2	0.23	278	7.4		
						256.320	0.19	313	5.5	0.23	313	6.6		
						290.745	0.15	277	4.8	0.18	277	5.8		
						327.600	0.15	312	4.3	0.18	312	5.1		
GKS05 - 3N □□□ □C						13.176	1.87	160	106	2.16	154	128		
<b>1C</b> 2C   3C   4C   5C   6C   7C						29.931	1.70	330	47	1.97	318	56		
<b>80</b> 71   71   71   56C   63   80						32.744	1.56	331	43	1.80	319	51		
<b>160</b> 160   105   120   Nema   160   120						36.894	1.26	302	38	1.46	291	46		
						41.765	1.22	331	34	1.41	319	40		
						47.059	1.00	304	30	1.20	304	36		
						51.162	1.00	331	27	1.20	331	33		
						57.647	0.82	307	24	0.99	307	29		
						66.592	0.77	331	21	0.92	331	25		
						75.033	0.64	310	19	0.77	310	22		
						82.833	0.62	331	17	0.74	331	20		
						93.333	0.52	315	15	0.63	315	18		
						107.196	0.48	331	13	0.57	331	16		
						120.784	0.40	315	12	0.48	315	14		
						130.097	0.39	331	11	0.47	331	13		
						146.588	0.33	315	9.6	0.40	315	12		
						211.200	0.23	314	6.6	0.28	314	8.0		
						227.484	0.19	278	6.2	0.23	278	7.4		
						256.320	0.19	313	5.5	0.23	313	6.6		

For dimensions, see page 6-104 onwards.

# Helical-bevel gearbox selection table

## Gearbox with mounting flange



$M_2 \text{ perm} \leq 331 \text{ Nm}$				GKS05-3N □□□								
				50 Hz			60 Hz			50 Hz	60 Hz	
Gearbox	Mounting flange size Motor frame size Flange diameter			i	P <sub>1 perm</sub>	M <sub>2 perm</sub>	n <sub>2</sub>	P <sub>1 perm</sub>	M <sub>2 perm</sub>	n <sub>2</sub>	Consultation required for mounting position	
					[kW]	[Nm]	[rpm]	[kW]	[Nm]	[rpm]		
				<b>n<sub>1</sub> = 1400 rpm</b>			<b>n<sub>1</sub> = 1680 rpm</b>					
GKS05 - 3N □□□ □D				6.863	2.31	103	204	2.67	99	245		
1D	2D	5D		9.412	2.31	141	149	2.67	136	179		
90	80	143/145TC		10.569	2.31	158	133	2.67	152	159		
160	160	Nema		11.667	2.31	175	120	2.67	168	144		
				13.176	1.94	165	106	2.24	159	128		
				14.494	2.31	217	97	2.67	209	116		
				16.000	2.31	239	88	2.67	230	105		
				17.054	2.31	255	82	2.67	246	99		
				19.216	2.31	287	73	2.67	277	87		
				23.388	2.17	329	60	2.51	317	72		
				26.353	1.75	298	53	2.02	287	64		
				29.931	1.70	330	47	1.97	318	56		
				32.744	1.56	331	43	1.80	319	51		
				36.894	1.26	302	38	1.46	291	46		
				41.765	1.22	331	34	1.41	319	40		
				47.059	1.00	304	30	1.20	304	36		
				51.162	1.00	331	27	1.20	331	33		
				57.647	0.82	307	24	0.99	307	29		
				66.592	0.77	331	21	0.92	331	25		
				75.033	0.64	310	19	0.77	310	22		
				82.833	0.62	331	17	0.74	331	20		
				93.333	0.52	315	15	0.63	315	18		
				<b>n<sub>1</sub> = 700 rpm</b>			<b>n<sub>1</sub> = 840 rpm</b>					
GKS05 - 3N □□□ □E				6.863	3.32	147	204	3.83	142	245		
1E	1E	2E	3E	4E	5E							
100	112	90	80	90	182/184TC	9.412	2.70	165	149	3.12	159	179
160	160	160	160	200	Nema	10.569	3.32	227	133	3.83	219	159
						11.667	3.32	251	120	3.83	241	144
						13.176	1.94	165	106	2.24	159	128
						14.494	2.70	254	97	3.12	244	116
						16.000	2.70	280	88	3.12	270	105
						17.054	2.84	314	82	3.28	302	99
						19.216	2.39	297	73	2.76	286	87
						23.388	2.17	329	60	2.51	317	72
						26.353	1.75	298	53	2.02	287	64
						29.931	1.70	330	47	1.97	318	56
						32.744	1.56	331	43	1.80	319	51
						36.894	1.26	302	38	1.46	291	46
						41.765	1.22	331	34	1.41	319	40
						47.059	1.00	304	30	1.20	304	36
						51.162	1.00	331	27	1.20	331	33
						57.647	0.82	307	24	0.99	307	29

For dimensions, see page 6-104 onwards.



# Helical-bevel gearbox selection table

Gearbox with mounting flange

$M_2 \text{ perm} \leq 331 \text{ Nm}$								GKS05-3N □□□								
Gearbox	Mounting flange size Motor frame size Flange diameter							i	50 Hz			60 Hz			50 Hz	60 Hz
									P <sub>1 perm</sub>	M <sub>2 perm</sub>	n <sub>2</sub>	P <sub>1 perm</sub>	M <sub>2 perm</sub>	n <sub>2</sub>		
								[kW]	[Nm]	[rpm]	[kW]	[Nm]	[rpm]			
								<b>n<sub>1</sub> = 700 rpm</b>			<b>n<sub>1</sub> = 840 rpm</b>					
GKS05 - 3N □□□ □C								0.97	165	53	1.16	165	64			
1C	2C	3C	4C	5C	6C	7C		0.85	330	23	1.02	330	28			
80	71	71	71	56C	63	80		0.78	331	21	0.94	331	26			
160	160	105	120	Nema	160	120		0.63	302	19	0.76	302	23			
								41.765	0.61	331	17	0.73	331	20		
								47.059	0.50	304	15	0.60	304	18		
								51.162	0.50	331	14	0.60	331	16		
								57.647	0.41	307	12	0.49	307	15		
								66.592	0.38	331	11	0.46	331	13		
								75.033	0.32	310	9.3	0.38	310	11		
								82.833	0.31	331	8.5	0.37	331	10		
								93.333	0.26	315	7.5	0.31	315	9.0		
								107.196	0.24	331	6.5	0.29	331	7.8		
								120.784	0.20	315	5.8	0.24	315	7.0		
								130.097	0.20	331	5.4	0.24	331	6.5		
								146.588	0.17	315	4.8	0.20	315	5.7		
								211.200	0.11	314	3.3	0.14	314	4.0		
								227.484	0.09	278	3.1	0.11	278	3.7		
								256.320	0.09	313	2.7	0.11	313	3.3		
GKS05 - 3N □□□ □D								6.863	1.54	137	102	1.85	137	122		
1D	2D	5D						9.412	1.35	165	74	1.62	165	89		
90	80	143/145TC						10.569	1.54	211	66	1.85	211	80		
160	160	Nema						11.667	1.54	233	60	1.85	233	72		
								13.176	0.97	165	53	1.16	165	64		
								14.494	1.35	254	48	1.62	254	58		
								16.000	1.35	280	44	1.62	280	53		
								17.054	1.42	314	41	1.70	314	49		
								19.216	1.19	297	36	1.43	297	44		
								23.388	1.09	329	30	1.30	329	36		
								26.353	0.87	298	27	1.05	298	32		
								29.931	0.85	330	23	1.02	330	28		
								32.744	0.78	331	21	0.94	331	26		
								36.894	0.63	302	19	0.76	302	23		
								41.765	0.61	331	17	0.73	331	20		
								47.059	0.50	304	15	0.60	304	18		
								51.162	0.50	331	14	0.60	331	16		
								57.647	0.41	307	12	0.49	307	15		
GKS05 - 3N □□□ □E								6.863	1.66	147	102	1.99	147	122		
1E	1E	2E	3E	4E	5E			9.412	1.35	165	74	1.62	165	89		
100	112	90	80	90	182/184TC			10.569	1.66	227	66	1.99	227	80		
160	160	160	160	200	Nema			11.667	1.66	251	60	1.99	251	72		
								13.176	0.97	165	53	1.16	165	64		
								14.494	1.35	254	48	1.62	254	58		
								16.000	1.35	280	44	1.62	280	53		
								17.054	1.42	314	41	1.70	314	49		
								19.216	1.19	297	36	1.43	297	44		
								23.388	1.09	329	30	1.30	329	36		
								26.353	0.87	298	27	1.05	298	32		
								29.931	0.85	330	23	1.02	330	28		
								32.744	0.78	331	21	0.94	331	26		
								36.894	0.63	302	19	0.76	302	23		
								41.765	0.61	331	17	0.73	331	20		
								47.059	0.50	304	15	0.60	304	18		
								51.162	0.50	331	14	0.60	331	16		
								57.647	0.41	307	12	0.49	307	15		

For dimensions, see page 6-104 onwards.



# Helical-bevel gearbox selection table

## Gearbox with mounting flange



$M_2 \text{ perm} \leq 331 \text{ Nm}$				GKS05-4N □□□								
Gearbox	Mounting flange size Motor frame size Flange diameter			i	50 Hz			60 Hz			50 Hz	60 Hz
					$P_1 \text{ perm}$	$M_2 \text{ perm}$	$n_2$	$P_1 \text{ perm}$	$M_2 \text{ perm}$	$n_2$		
					[kW]	[Nm]	[rpm]	[kW]	[Nm]	[rpm]		
					$n_1 = 1400 \text{ rpm}$			$n_1 = 1680 \text{ rpm}$				
GKS05 - 4N □□□ 1A 63 90				95.238	0.27	166	15	0.33	166	18		
				114.987	0.35	256	12	0.42	256	15		
				126.933	0.35	283	11	0.42	283	13		
				146.667	0.27	256	9.6	0.33	256	12		
				161.905	0.27	283	8.7	0.33	283	10		
				185.547	0.28	331	7.6	0.34	331	9.1		
				209.067	0.24	315	6.7	0.28	315	8.0		
				225.867	0.18	256	6.2	0.21	256	7.4		
				236.667	0.22	331	5.9	0.26	331	7.1		
				364.467	0.14	331	3.8	0.17	331	4.6		
				410.667	0.12	315	3.4	0.14	315	4.1		
				469.389	0.11	331	3.0	0.13	331	3.6		
				510.000	0.09	283	2.8	0.10	283	3.3		
				528.889	0.09	315	2.7	0.11	315	3.2		
				594.894	0.09	331	2.4	0.10	331	2.8		
				670.303	0.07	315	2.1	0.09	315	2.5		
				820.760	0.05	280	1.7	0.06	280	2.1		
				924.800	0.05	315	1.5	0.06	315	1.8		
				1040.215	0.04	280	1.4	0.05	280	1.6		
				1172.073	0.04	315	1.2	0.05	315	1.4		
			1303.560	0.03	280	1.1	0.04	280	1.3			
			1468.800	0.03	315	1.0	0.04	315	1.1			
			1717.389	0.03	280	0.8	0.03	280	1.0			
			1935.086	0.03	315	0.7	0.03	315	0.9			
GKS05 - 4N □□□ □B 1B 2B 5B 71 63 56C 105 90 Nema				95.238	0.27	166	15	0.33	166	18		
				114.987	0.35	256	12	0.42	256	15		
				126.933	0.35	283	11	0.42	283	13		
				146.667	0.27	256	9.6	0.33	256	12		
				161.905	0.27	283	8.7	0.33	283	10		
				185.547	0.28	331	7.6	0.34	331	9.1		
				209.067	0.24	315	6.7	0.28	315	8.0		
				225.867	0.18	256	6.2	0.21	256	7.4		
				236.667	0.22	331	5.9	0.26	331	7.1		
				289.917	0.18	331	4.8	0.22	331	5.8		
				326.667	0.15	315	4.3	0.18	315	5.1		
				364.467	0.14	331	3.8	0.17	331	4.6		
				410.667	0.12	315	3.4	0.14	315	4.1		
				469.389	0.11	331	3.0	0.13	331	3.6		
				510.000	0.09	283	2.8	0.10	283	3.3		
				528.889	0.09	315	2.7	0.11	315	3.2		
				594.894	0.09	331	2.4	0.10	331	2.8		
				670.303	0.07	315	2.1	0.09	315	2.5		
				820.760	0.05	280	1.7	0.06	280	2.1		
				924.800	0.05	315	1.5	0.06	315	1.8		
			1040.215	0.04	280	1.4	0.05	280	1.6			
			1172.073	0.04	315	1.2	0.05	315	1.4			
			1303.560	0.03	280	1.1	0.04	280	1.3			
			1468.800	0.03	315	1.0	0.04	315	1.1			
GKS05 - 4N □□□ □C 1C 2C 3C 4C 5C 6C 7C 80 71 71 71 56C 63 80 160 160 105 120 Nema 160 120				95.238	0.27	166	15	0.33	166	18		
				114.987	0.35	256	12	0.42	256	15		
				126.933	0.35	283	11	0.42	283	13		
				146.667	0.27	256	9.6	0.33	256	12		
				161.905	0.27	283	8.7	0.33	283	10		
				185.547	0.28	331	7.6	0.34	331	9.1		
				209.067	0.24	315	6.7	0.28	315	8.0		
				225.867	0.18	256	6.2	0.21	256	7.4		
				236.667	0.22	331	5.9	0.26	331	7.1		
				289.917	0.18	331	4.8	0.22	331	5.8		
				326.667	0.15	315	4.3	0.18	315	5.1		

For dimensions, see page 6-104 onwards.

# Helical-bevel gearbox selection table


Gearbox with mounting flange

$M_2 \text{ perm} \leq 331 \text{ Nm}$								GKS05-4N □□□								
Gearbox	Mounting flange size							i	50 Hz			60 Hz			50 Hz	60 Hz
	Motor frame size								$P_1 \text{ perm}$	$M_2 \text{ perm}$	$n_2$	$P_1 \text{ perm}$	$M_2 \text{ perm}$	$n_2$		
Flange diameter							[kW]	[Nm]							[rpm]	[kW]
GKS05 - 4N □□□ □C									$n_1 = 1400 \text{ rpm}$			$n_1 = 1680 \text{ rpm}$				
	1C	2C	3C	4C	5C	6C	7C	364.467	0.14	331	3.8	0.17	331	4.6		
	80	71	71	71	56C	63	80	410.667	0.12	315	3.4	0.14	315	4.1		
	160	160	105	120	Nema	160	120	469.389	0.11	331	3.0	0.13	331	3.6		
								528.889	0.09	315	2.7	0.11	315	3.2		
								820.760	0.05	280	1.7	0.06	280	2.1		
								924.800	0.05	315	1.5	0.06	315	1.8		
GKS05 - 4N □□□ 1A									$n_1 = 700 \text{ rpm}$			$n_1 = 840 \text{ rpm}$				
	63							95.238	0.14	166	7.4	0.16	166	8.8		
	90							114.987	0.18	256	6.1	0.21	256	7.3		
								126.933	0.18	283	5.5	0.21	283	6.6		
								146.667	0.14	256	4.8	0.16	256	5.7		
								161.905	0.14	283	4.3	0.16	283	5.2		
								185.547	0.14	331	3.8	0.17	331	4.5		
								209.067	0.12	315	3.4	0.14	315	4.0		
								225.867	0.09	256	3.1	0.11	256	3.7		
								236.667	0.11	331	3.0	0.13	331	3.6		
								364.467	0.07	331	1.9	0.09	331	2.3		
								410.667	0.06	315	1.7	0.07	315	2.1		
								469.389	0.06	331	1.5	0.07	331	1.8		
								510.000	0.04	283	1.4	0.05	283	1.7		
								528.889	0.05	315	1.3	0.06	315	1.6		
								594.894	0.04	331	1.2	0.05	331	1.4		
								670.303	0.04	315	1.0	0.04	315	1.3		
								820.760	0.03	280	0.9	0.03	280	1.0		
								924.800	0.03	315	0.8	0.03	315	0.9		
								1040.215	0.02	280	0.7	0.03	280	0.8		
								1172.073	0.02	315	0.6	0.03	315	0.7		
								1303.560	0.02	280	0.5	0.02	280	0.6		
								1468.800	0.02	315	0.5	0.02	315	0.6		
								1717.389	0.01	280	0.4	0.02	280	0.5		
								1935.086	0.01	315	0.4	0.02	315	0.4		
GKS05 - 4N □□□ □B									$n_1 = 700 \text{ rpm}$			$n_1 = 840 \text{ rpm}$				
	1B	2B	5B					95.238	0.14	166	7.4	0.16	166	8.8		
	71	63	56C					114.987	0.18	256	6.1	0.21	256	7.3		
	105	90	Nema					126.933	0.18	283	5.5	0.21	283	6.6		
								146.667	0.14	256	4.8	0.16	256	5.7		
								161.905	0.14	283	4.3	0.16	283	5.2		
								185.547	0.14	331	3.8	0.17	331	4.5		
								209.067	0.12	315	3.4	0.14	315	4.0		
								225.867	0.09	256	3.1	0.11	256	3.7		
								236.667	0.11	331	3.0	0.13	331	3.6		
								289.917	0.09	331	2.4	0.11	331	2.9		
								326.667	0.08	315	2.1	0.09	315	2.6		
								364.467	0.07	331	1.9	0.09	331	2.3		
								410.667	0.06	315	1.7	0.07	315	2.1		
								469.389	0.06	331	1.5	0.07	331	1.8		
								510.000	0.04	283	1.4	0.05	283	1.7		
								528.889	0.05	315	1.3	0.06	315	1.6		
								594.894	0.04	331	1.2	0.05	331	1.4		
								670.303	0.04	315	1.0	0.04	315	1.3		
								820.760	0.03	280	0.9	0.03	280	1.0		
								924.800	0.03	315	0.8	0.03	315	0.9		
								1040.215	0.02	280	0.7	0.03	280	0.8		
								1172.073	0.02	315	0.6	0.03	315	0.7		
								1303.560	0.02	280	0.5	0.02	280	0.6		
								1468.800	0.02	315	0.5	0.02	315	0.6		

For dimensions, see page 6-104 onwards.

# Helical-bevel gearbox selection table

## Gearbox with mounting flange



$M_2 \text{ perm} \leq 331 \text{ Nm}$								GKS05-4N □□□								
Gearbox	Mounting flange size Motor frame size Flange diameter							i	50 Hz			60 Hz			50 Hz	60 Hz
									P <sub>1 perm</sub> [kW]	M <sub>2 perm</sub> [Nm]	n <sub>2</sub> [rpm]	P <sub>1 perm</sub> [kW]	M <sub>2 perm</sub> [Nm]	n <sub>2</sub> [rpm]	Consultation required for mounting position	
															n <sub>1</sub> = 700 rpm	
GKS05 - 4N □□□ □C								95.238	0.14	166	7.4	0.16	166	8.8		
1C	2C	3C	4C	5C	6C	7C		114.987	0.18	256	6.1	0.21	256	7.3		
80	71	71	71	56C	63	80		126.933	0.18	283	5.5	0.21	283	6.6		
160	160	105	120	Nema	160	120		146.667	0.14	256	4.8	0.16	256	5.7		
								161.905	0.14	283	4.3	0.16	283	5.2		
								185.547	0.14	331	3.8	0.17	331	4.5		
								209.067	0.12	315	3.4	0.14	315	4.0		
								225.867	0.09	256	3.1	0.11	256	3.7		
								236.667	0.11	331	3.0	0.13	331	3.6		
								289.917	0.09	331	2.4	0.11	331	2.9		
								326.667	0.08	315	2.1	0.09	315	2.6		
								364.467	0.07	331	1.9	0.09	331	2.3		
								410.667	0.06	315	1.7	0.07	315	2.1		
								469.389	0.06	331	1.5	0.07	331	1.8		
								528.889	0.05	315	1.3	0.06	315	1.6		
								820.760	0.03	280	0.9	0.03	280	1.0		
								924.800	0.03	315	0.8	0.03	315	0.9		

For dimensions, see page 6-104 onwards.

# Helical-bevel gearbox selection table

Gearbox with mounting flange

$M_2 \text{ perm} \leq 702 \text{ Nm}$				GKS06-3N □□□								
Gearbox	Mounting flange size Motor frame size Flange diameter			i	50 Hz			60 Hz			50 Hz	60 Hz
					$P_1 \text{ perm}$	$M_2 \text{ perm}$	$n_2$	$P_1 \text{ perm}$	$M_2 \text{ perm}$	$n_2$		
				$n_1 = 2800 \text{ rpm}$			$n_1 = 3360 \text{ rpm}$					
				[kW]	[Nm]	[rpm]	[kW]	[Nm]	[rpm]			
GKS06 - 3N □□□ □B	1B 5B 71 56C 105 Nema			93.176	1.63	491	30	1.63	409	36	C, D	
				104.967	1.63	553	27	1.63	461	32	C, D	
				113.082	1.47	539	25	1.51	460	30	C, D	
				127.392	1.47	607	22	1.51	518	26	C, D	
				142.941	1.18	546	20	1.21	466	24	C, D	
				161.029	1.18	615	17	1.21	525	21	C, D	
				190.080	1.14	702	15	1.17	599	18	C, D	
				214.133	0.92	635	13	0.94	541	16	C, D	
				230.688	0.94	702	12	0.96	599	15	C, D	
				259.880	0.75	635	11	0.77	541	13	C, D	
				291.600	0.74	702	9.6	0.76	599	12	C, D	
				328.500	0.60	635	8.5	0.61	541	10	C, D	
				GKS06 - 3N □□□ □C	1C 2C 3C 4C 5C 6C 7C 80 71 71 71 56C 63 80 160 160 105 120 Nema 160 120			36.303	3.04	357	77	2.82
57.882	3.42	641	48					3.21	501	58	C, D	
65.207	2.73	576	43					2.73	480	52	C, D	
72.000	2.78	648	39					2.78	540	47	C, D	
81.111	2.21	581	35					2.21	484	41	C, D	
93.176	2.15	648	30					2.15	540	36	C, D	
104.967	1.72	586	27					1.72	488	32	C, D	
113.082	1.92	702	25					1.96	599	30	C, D	
127.392	1.54	635	22					1.57	541	26	C, D	
142.941	1.52	702	20					1.55	599	24	C, D	
161.029	1.22	635	17					1.25	541	21	C, D	
190.080	1.14	702	15					1.17	599	18	C, D	
214.133	0.92	635	13					0.94	541	16	C, D	
230.688	0.94	702	12					0.96	599	15	C, D	
259.880	0.75	635	11					0.77	541	13	C, D	
291.600	0.74	702	9.6					0.76	599	12	C, D	
328.500	0.60	635	8.5					0.61	541	10	C, D	
GKS06 - 3N □□□ □D	1D 2D 5D 90 80 143/145TC 160 160 Nema			11.382	3.75	138	246	3.49	107	295	C, D	
				17.809	3.75	216	157	3.49	168	189	C, D	
				26.017	3.75	316	108	3.49	245	129	C, D	
				28.461	3.75	346	98	3.49	268	118	C, D	
				32.063	3.75	390	87	3.49	302	105	C, D	
				36.303	3.75	441	77	3.49	342	93	C, D	
				44.471	4.26	614	63	3.96	476	76	C, D	
				53.074	3.73	641	53	3.73	534	63	C, D	
				57.882	3.42	641	48	3.42	534	58	C, D	
				65.207	2.73	576	43	2.73	480	52	C, D	
				72.000	2.78	648	39	2.78	540	47	C, D	
				81.111	2.21	581	35	2.21	484	41	C, D	
				93.176	2.15	648	30	2.15	540	36	C, D	
				104.967	1.72	586	27	1.72	488	32	C, D	
				113.082	1.92	702	25	1.96	599	30	C, D	
				127.392	1.54	635	22	1.57	541	26	C, D	
				190.080	1.14	702	15	1.17	599	18	C, D	
				214.133	0.92	635	13	0.94	541	16	C, D	
				230.688	0.94	702	12	0.96	599	15	C, D	
				259.880	0.75	635	11	0.77	541	13	C, D	
				GKS06 - 3N □□□ □E	1E 1E 2E 3E 4E 5E 100 112 90 80 90 182/184TC 160 160 160 160 200 Nema			6.485	10.17	214	432	9.97
9.196	10.17	303	305					9.97	247	365	C, D	
10.147	10.17	334	276					9.97	273	331	C, D	
11.382	7.29	269	246					7.29	224	295	C, D	
12.612	8.47	346	222					8.47	288	266	C, D	
14.824	10.15	488	189					9.97	399	227	C, D	
16.699	9.07	491	168					9.07	409	201	C, D	
17.809	7.29	421	157					7.29	351	189	C, D	
20.329	8.20	540	138					8.20	450	165	C, D	
22.902	6.63	492	122					6.63	410	147	C, D	
26.017	6.54	551	108					6.54	460	129	C, D	
28.461	6.01	554	98					6.01	462	118	C, D	
32.063	4.77	495	87					4.77	413	105	C, D	

For dimensions, see page 6-104 onwards.

# Helical-bevel gearbox selection table

## Gearbox with mounting flange



$M_2 \text{ perm} \leq 702 \text{ Nm}$						GKS06-3N □□□								
Gearbox	Mounting flange size					i	50 Hz			60 Hz			50 Hz	60 Hz
	Motor frame size						P <sub>1 perm</sub>	M <sub>2 perm</sub>	n <sub>2</sub>	P <sub>1 perm</sub>	M <sub>2 perm</sub>	n <sub>2</sub>		
	Flange diameter					[kW]							[Nm]	[rpm]
						<b>n<sub>1</sub> = 2800 rpm</b>			<b>n<sub>1</sub> = 3360 rpm</b>					
GKS06 - 3N □□□ □E						36.303	4.73	556	77	4.73	464	93		C, D
	<b>1E</b>	<b>1E</b>	2E	3E	4E 5E	41.472	4.16	560	68	4.16	466	81		C, D
	<b>100</b>	<b>112</b>	90	80	90 182/184TC	44.471	4.41	636	63	4.41	530	76		C, D
	<b>160</b>	<b>160</b>	160	160	200 Nema	53.074	3.73	641	53	3.73	534	63		C, D
						57.882	3.42	641	48	3.42	534	58		C, D
						65.207	2.73	576	43	2.73	480	52		C, D
						72.000	2.78	648	39	2.78	540	47		C, D
						81.111	2.21	581	35	2.21	484	41		C, D
						<b>n<sub>1</sub> = 1400 rpm</b>			<b>n<sub>1</sub> = 1680 rpm</b>					
GKS06 - 3N □□□ □F						6.485	10.17	214	432					C, D
	<b>1F</b>	<b>1F</b>	2F	3F		9.196	10.17	303	305					C, D
	<b>100</b>	<b>112</b>	90	90		10.147	10.17	334	276					C, D
	<b>160</b>	<b>160</b>	160	200		11.382	7.29	269	246					C, D
						12.612	8.47	346	222					C, D
						14.824	10.15	488	189					C, D
						16.699	9.07	491	168					C, D
						17.809	7.29	421	157					C, D
						20.329	8.20	540	138					C, D
						22.902	6.63	492	122					C, D
						26.017	6.54	551	108					C, D
						28.461	6.01	554	98					C, D
						32.063	4.77	495	87					C, D
						36.303	4.73	556	77					C, D
						41.472	4.16	560	68					C, D
						44.471	4.41	636	63					C, D
						53.074	3.73	641	53					C, D
GKS06 - 3N □□□ □B						93.176	0.88	532	15	1.06	532	18		
	<b>1B</b>		5B			104.967	0.88	599	13	1.06	599	16		
	<b>71</b>		56C			113.082	0.74	539	12	0.88	539	15		
	<b>105</b>		Nema			127.392	0.74	607	11	0.88	607	13		
						142.941	0.59	546	9.8	0.71	546	12		
						161.029	0.59	615	8.7	0.71	615	10		
						190.080	0.57	702	7.4	0.68	702	8.8		
						214.133	0.46	635	6.5	0.55	635	7.9		
						230.688	0.47	702	6.1	0.56	702	7.3		
						259.880	0.38	635	5.4	0.45	635	6.5		
						291.600	0.37	702	4.8	0.45	702	5.8		
						328.500	0.30	635	4.3	0.36	635	5.1		
GKS06 - 3N □□□ □C						36.303	1.87	440	39	2.16	423	46		
	<b>1C</b>	2C	3C	4C	5C 6C 7C	57.882	1.85	695	24	2.22	695	29		
	<b>80</b>	71	71	71	56C 63 80	65.207	1.48	624	22	1.77	624	26		
	<b>160</b>	160	105	120	Nema 160 120	72.000	1.50	702	19	1.81	702	23		
						81.111	1.20	630	17	1.44	630	21		
						93.176	1.16	702	15	1.40	702	18		
						104.967	0.93	635	13	1.12	635	16		
						113.082	0.96	702	12	1.15	702	15		
						127.392	0.77	635	11	0.92	635	13		
						142.941	0.76	702	9.8	0.91	702	12		
						161.029	0.61	635	8.7	0.73	635	10		
						190.080	0.57	702	7.4	0.68	702	8.8		
						214.133	0.46	635	6.5	0.55	635	7.9		
						230.688	0.47	702	6.1	0.56	702	7.3		
						259.880	0.38	635	5.4	0.45	635	6.5		
						291.600	0.37	702	4.8	0.45	702	5.8		
						328.500	0.30	635	4.3	0.36	635	5.1		
GKS06 - 3N □□□ □D						11.382	2.31	170	123	2.67	164	148		
	<b>1D</b>	2D	5D			17.809	2.31	266	79	2.67	257	94		
	<b>90</b>	80	143/145TC			26.017	2.31	389	54	2.67	375	65		
	<b>160</b>	160	Nema			28.461	2.31	426	49	2.67	410	59		
						32.063	2.31	480	44	2.67	462	52		

For dimensions, see page 6-104 onwards.

# Helical-bevel gearbox selection table

## Gearbox with mounting flange

$M_2 \text{ perm} \leq 702 \text{ Nm}$				GKS06-3N □□□								
Gearbox	Mounting flange size Motor frame size Flange diameter			i	50 Hz			60 Hz			50 Hz	60 Hz
					P <sub>1 perm</sub>	M <sub>2 perm</sub>	n <sub>2</sub>	P <sub>1 perm</sub>	M <sub>2 perm</sub>	n <sub>2</sub>		
					[kW]	[Nm]	[rpm]	[kW]	[Nm]	[rpm]		
					<b>n<sub>1</sub> = 1400 rpm</b>			<b>n<sub>1</sub> = 1680 rpm</b>				
GKS06 - 3N □□□ □D				36.303	2.31	543	39	2.67	523	46		
1D	2D	5D		44.471	2.31	665	32	2.77	665	38		
90	80	143/145TC		53.074	2.02	695	26	2.43	695	32		
160	160	Nema		57.882	1.85	695	24	2.22	695	29		
				65.207	1.48	624	22	1.77	624	26		
				72.000	1.50	702	19	1.81	702	23		
				81.111	1.20	630	17	1.44	630	21		
				93.176	1.16	702	15	1.40	702	18		
				104.967	0.93	635	13	1.12	635	16		
				113.082	0.96	702	12	1.15	702	15		
				127.392	0.77	635	11	0.92	635	13		
				190.080	0.57	702	7.4	0.68	702	8.8		
				214.133	0.46	635	6.5	0.55	635	7.9		
				230.688	0.47	702	6.1	0.56	702	7.3		
				259.880	0.38	635	5.4	0.45	635	6.5		
					<b>n<sub>1</sub> = 1400 rpm</b>			<b>n<sub>1</sub> = 1680 rpm</b>				
GKS06 - 3N □□□ □E				6.485	6.26	263	216	7.23	253	259		
1E	1E	2E	3E	9.196	6.26	373	152	7.23	359	183		
100	112	90	80	10.147	6.26	412	138	7.23	396	166		
160	160	160	160	11.382	4.49	331	123	5.19	319	148		
				12.612	5.21	426	111	6.03	410	133		
				14.824	6.25	600	94	7.22	578	113		
				16.699	5.58	604	84	6.45	582	101		
				17.809	4.49	518	79	5.19	499	94		
				20.329	5.05	665	69	5.84	641	83		
				22.902	4.08	606	61	4.72	584	73		
				26.017	4.03	679	54	4.65	654	65		
				28.461	3.70	682	49	4.27	657	59		
				32.063	2.94	610	44	3.39	587	52		
				36.303	2.91	685	39	3.37	660	46		
				41.472	2.56	689	34	2.96	663	41		
				44.471	2.39	689	32	2.87	689	38		
				53.074	2.02	695	26	2.43	695	32		
				57.882	1.85	695	24	2.22	695	29		
				65.207	1.48	624	22	1.77	624	26		
				72.000	1.50	702	19	1.81	702	23		
				81.111	1.20	630	17	1.44	630	21		
					<b>n<sub>1</sub> = 1400 rpm</b>			<b>n<sub>1</sub> = 1680 rpm</b>				
GKS06 - 3N □□□ □F				6.485	6.26	263	216	7.23	253	259		C, D
1F	1F	2F	3F	9.196	6.26	373	152	7.23	359	183		C, D
100	112	90	90	10.147	6.26	412	138	7.23	396	166		C, D
160	160	160	200	11.382	4.49	331	123	5.19	319	148		C, D
				12.612	5.21	426	111	6.03	410	133		C, D
				14.824	6.25	600	94	7.22	578	113		C, D
				16.699	5.58	604	84	6.45	582	101		C, D
				17.809	4.49	518	79	5.19	499	94		C, D
				20.329	5.05	665	69	5.84	641	83		C, D
				22.902	4.08	606	61	4.72	584	73		C, D
				26.017	4.03	679	54	4.65	654	65		C, D
				28.461	3.70	682	49	4.27	657	59		C, D
				32.063	2.94	610	44	3.39	587	52		C, D
				36.303	2.91	685	39	3.37	660	46		C, D
				41.472	2.56	689	34	2.96	663	41		C, D
				44.471	2.39	689	32	2.87	689	38		C, D
				53.074	2.02	695	26	2.43	695	32		C, D
					<b>n<sub>1</sub> = 700 rpm</b>			<b>n<sub>1</sub> = 840 rpm</b>				
GKS06 - 3N □□□ □B				93.176	0.44	532	7.5	0.53	532	9.0		
1B	5B			104.967	0.44	599	6.7	0.53	599	8.0		
71	56C			113.082	0.37	539	6.2	0.44	539	7.4		
105	Nema			127.392	0.37	607	5.5	0.44	607	6.6		
				142.941	0.29	546	4.9	0.35	546	5.9		
				161.029	0.29	615	4.4	0.35	615	5.2		
				190.080	0.28	702	3.7	0.34	702	4.4		

For dimensions, see page 6-104 onwards.

# Helical-bevel gearbox selection table

## Gearbox with mounting flange



$M_2 \text{ perm} \leq 702 \text{ Nm}$				GKS06-3N □□□								
Gearbox	Mounting flange size Motor frame size Flange diameter			i	50 Hz			60 Hz			50 Hz	60 Hz
					$P_1 \text{ perm}$	$M_2 \text{ perm}$	$n_2$	$P_1 \text{ perm}$	$M_2 \text{ perm}$	$n_2$		
					[kW]	[Nm]	[rpm]	[kW]	[Nm]	[rpm]		
					$n_1 = 700 \text{ rpm}$			$n_1 = 840 \text{ rpm}$				
GKS06 - 3N □□□ □B	1B 5B 71 56C 105 Nema			214.133	0.23	635	3.3	0.27	635	3.9		
				230.688	0.23	702	3.0	0.28	702	3.6		
				259.880	0.19	635	2.7	0.23	635	3.2		
				291.600	0.19	702	2.4	0.22	702	2.9		
				328.500	0.15	635	2.1	0.18	635	2.6		
GKS06 - 3N □□□ □C	1C 2C 3C 4C 5C 6C 7C 80 71 71 71 56C 63 80 160 160 105 120 Nema 160 120			36.303	1.25	586	19	1.50	586	23		
				57.882	0.93	695	12	1.11	695	15		
				65.207	0.74	624	11	0.89	624	13		
				72.000	0.75	702	9.7	0.90	702	12		
				81.111	0.60	630	8.6	0.72	630	10		
				93.176	0.58	702	7.5	0.70	702	9.0		
				104.967	0.47	635	6.7	0.56	635	8.0		
				113.082	0.48	702	6.2	0.57	702	7.4		
				127.392	0.38	635	5.5	0.46	635	6.6		
				142.941	0.38	702	4.9	0.45	702	5.9		
				161.029	0.30	635	4.4	0.37	635	5.2		
				190.080	0.28	702	3.7	0.34	702	4.4		
				214.133	0.23	635	3.3	0.27	635	3.9		
				230.688	0.23	702	3.0	0.28	702	3.6		
				259.880	0.19	635	2.7	0.23	635	3.2		
				291.600	0.19	702	2.4	0.22	702	2.9		
328.500	0.15	635	2.1	0.18	635	2.6						
GKS06 - 3N □□□ □D	1D 2D 5D 90 80 143/145TC 160 160 Nema			11.382	1.54	227	62	1.85	227	74		
				17.809	1.54	355	39	1.85	355	47		
				26.017	1.54	519	27	1.85	519	32		
				28.461	1.54	568	25	1.85	568	30		
				32.063	1.47	610	22	1.76	610	26		
				36.303	1.46	685	19	1.75	685	23		
				44.471	1.20	689	16	1.43	689	19		
				53.074	1.01	695	13	1.21	695	16		
				57.882	0.93	695	12	1.11	695	15		
				65.207	0.74	624	11	0.89	624	13		
				72.000	0.75	702	9.7	0.90	702	12		
				81.111	0.60	630	8.6	0.72	630	10		
				93.176	0.58	702	7.5	0.70	702	9.0		
				104.967	0.47	635	6.7	0.56	635	8.0		
				113.082	0.48	702	6.2	0.57	702	7.4		
				127.392	0.38	635	5.5	0.46	635	6.6		
190.080	0.28	702	3.7	0.34	702	4.4						
214.133	0.23	635	3.3	0.27	635	3.9						
230.688	0.23	702	3.0	0.28	702	3.6						
259.880	0.19	635	2.7	0.23	635	3.2						
GKS06 - 3N □□□ □E	1E 1E 2E 3E 4E 5E 100 112 90 80 90 182/184TC 160 160 160 160 200 Nema			6.485	3.13	263	108	3.76	263	130		
				9.196	3.13	373	76	3.76	373	91		
				10.147	3.13	412	69	3.76	412	83		
				11.382	2.25	331	62	2.69	331	74		
				12.612	2.61	426	56	3.13	426	67		
				14.824	3.13	600	47	3.75	600	57		
				16.699	2.79	604	42	3.35	604	50		
				17.809	2.25	518	39	2.69	518	47		
				20.329	2.53	665	34	3.03	665	41		
				22.902	2.04	606	31	2.45	606	37		
				26.017	2.01	679	27	2.42	679	32		
				28.461	1.85	682	25	2.22	682	30		
				32.063	1.47	610	22	1.76	610	26		
				36.303	1.46	685	19	1.75	685	23		
				41.472	1.28	689	17	1.54	689	20		
				44.471	1.20	689	16	1.43	689	19		
53.074	1.01	695	13	1.21	695	16						
57.882	0.93	695	12	1.11	695	15						
65.207	0.74	624	11	0.89	624	13						
72.000	0.75	702	9.7	0.90	702	12						
81.111	0.60	630	8.6	0.72	630	10						

For dimensions, see page 6-104 onwards.

# Helical-bevel gearbox selection table

## Gearbox with mounting flange

$M_2 \text{ perm} \leq 702 \text{ Nm}$				GKS06-3N □□□								
Gearbox	Mounting flange size Motor frame size Flange diameter			i	50 Hz			60 Hz			50 Hz	60 Hz
					P <sub>1 perm</sub> [kW]	M <sub>2 perm</sub> [Nm]	n <sub>2</sub> [rpm]	P <sub>1 perm</sub> [kW]	M <sub>2 perm</sub> [Nm]	n <sub>2</sub> [rpm]	Consultation required for mounting position	
											$n_1 = 700 \text{ rpm}$	
GKS06-3N □□□ □F				6.485	3.13	263	108	3.76	263	130		
1F 1F 2F 3F				9.196	3.13	373	76	3.76	373	91		
100 112 90 90				10.147	3.13	412	69	3.76	412	83		
160 160 160 200				11.382	2.25	331	62	2.69	331	74		
				12.612	2.61	426	56	3.13	426	67		
				14.824	3.13	600	47	3.75	600	57		
				16.699	2.79	604	42	3.35	604	50		
				17.809	2.25	518	39	2.69	518	47		
				20.329	2.53	665	34	3.03	665	41		
				22.902	2.04	606	31	2.45	606	37		
				26.017	2.01	679	27	2.42	679	32		
				28.461	1.85	682	25	2.22	682	30		
				32.063	1.47	610	22	1.76	610	26		
				36.303	1.46	685	19	1.75	685	23		
				41.472	1.28	689	17	1.54	689	20		
				44.471	1.20	689	16	1.43	689	19		
				53.074	1.01	695	13	1.21	695	16		

For dimensions, see page 6-104 onwards.



# Helical-bevel gearbox selection table

## Gearbox with mounting flange



$M_2 \text{ perm} \leq 702 \text{ Nm}$				GKS06-4N □□□								
Gearbox	Mounting flange size Motor frame size Flange diameter			i	50 Hz			60 Hz			50 Hz	60 Hz
					$P_1 \text{ perm}$	$M_2 \text{ perm}$	$n_2$	$P_1 \text{ perm}$	$M_2 \text{ perm}$	$n_2$		
					[kW]	[Nm]	[rpm]	[kW]	[Nm]	[rpm]		
					<b><math>n_1 = 1400 \text{ rpm}</math></b>			<b><math>n_1 = 1680 \text{ rpm}</math></b>				
GKS06 - 4N □□□ 1A 63 90				103.721	0.59	390	14	0.71	390	16		
				113.205	0.59	425	12	0.71	425	15		
				127.059	0.59	478	11	0.71	478	13		
				140.816	0.59	529	9.9	0.71	529	12		
				174.336	0.48	537	8.0	0.58	537	9.6		
				224.524	0.38	537	6.2	0.45	537	7.5		
				279.286	0.30	537	5.0	0.36	537	6.0		
				316.800	0.35	702	4.4	0.42	702	5.3		
				361.429	0.23	537	3.9	0.28	537	4.7		
				408.000	0.27	702	3.4	0.32	702	4.1		
				458.067	0.18	537	3.1	0.22	537	3.7		
				517.091	0.21	702	2.7	0.26	702	3.3		
				555.927	0.15	537	2.5	0.18	537	3.0		
				640.800	0.17	702	2.2	0.21	702	2.6		
				696.668	0.12	537	2.0	0.15	537	2.4		
				812.137	0.14	702	1.7	0.16	702	2.1		
				914.907	0.11	635	1.5	0.13	635	1.8		
			1017.741	0.11	702	1.4	0.13	702	1.7			
			1146.529	0.09	635	1.2	0.10	635	1.5			
			1340.834	0.08	702	1.0	0.10	702	1.3			
			1510.507	0.07	635	0.9	0.08	635	1.1			
GKS06 - 4N □□□ □B 1B 2B 5B 71 63 56C 105 90 Nema				103.721	1.04	685	14	1.24	685	16		
				113.205	0.74	537	12	0.89	537	15		
				127.059	0.85	689	11	1.02	689	13		
				140.816	0.60	537	9.9	0.72	537	12		
				155.647	0.70	689	9.0	0.83	689	11		
				174.336	0.48	537	8.0	0.58	537	9.6		
				202.588	0.54	695	6.9	0.65	695	8.3		
				224.524	0.38	537	6.2	0.45	537	7.5		
				252.000	0.44	702	5.6	0.52	702	6.7		
				279.286	0.30	537	5.0	0.36	537	6.0		
				316.800	0.35	702	4.4	0.42	702	5.3		
				361.429	0.23	537	3.9	0.28	537	4.7		
				408.000	0.27	702	3.4	0.32	702	4.1		
				458.067	0.18	537	3.1	0.22	537	3.7		
				517.091	0.21	702	2.7	0.26	702	3.3		
				555.927	0.15	537	2.5	0.18	537	3.0		
				640.800	0.17	702	2.2	0.21	702	2.6		
			696.668	0.12	537	2.0	0.15	537	2.4			
			812.137	0.14	702	1.7	0.16	702	2.1			
			914.907	0.11	635	1.5	0.13	635	1.8			
			1017.741	0.11	702	1.4	0.13	702	1.7			
			1146.529	0.09	635	1.2	0.10	635	1.5			
GKS06 - 4N □□□ □C 1C 2C 3C 4C 5C 6C 7C 80 71 71 71 56C 63 80 160 160 105 120 Nema 160 120				103.721	1.04	685	14	1.24	685	16		
				113.205	0.74	537	12	0.89	537	15		
				127.059	0.85	689	11	1.02	689	13		
				140.816	0.60	537	9.9	0.72	537	12		
				155.647	0.70	689	9.0	0.83	689	11		
				174.336	0.48	537	8.0	0.58	537	9.6		
				202.588	0.54	695	6.9	0.65	695	8.3		
				224.524	0.38	537	6.2	0.45	537	7.5		
				252.000	0.44	702	5.6	0.52	702	6.7		
				279.286	0.30	537	5.0	0.36	537	6.0		
				316.800	0.35	702	4.4	0.42	702	5.3		
				361.429	0.23	537	3.9	0.28	537	4.7		
				408.000	0.27	702	3.4	0.32	702	4.1		
				458.067	0.18	537	3.1	0.22	537	3.7		
				517.091	0.21	702	2.7	0.26	702	3.3		
				555.927	0.15	537	2.5	0.18	537	3.0		
				640.800	0.17	702	2.2	0.21	702	2.6		

For dimensions, see page 6-104 onwards.

# Helical-bevel gearbox selection table


## Gearbox with mounting flange

$M_2 \text{ perm} \leq 702 \text{ Nm}$				GKS06-4N □□□								
Gearbox	Mounting flange size Motor frame size Flange diameter			i	50 Hz			60 Hz			50 Hz	60 Hz
					$P_1 \text{ perm}$	$M_2 \text{ perm}$	$n_2$	$P_1 \text{ perm}$	$M_2 \text{ perm}$	$n_2$		
					[kW]	[Nm]	[rpm]	[kW]	[Nm]	[rpm]		
					<b><math>n_1 = 1400 \text{ rpm}</math></b>			<b><math>n_1 = 1680 \text{ rpm}</math></b>				
GKS06 - 4N □□□ □D				103.721	1.04	685	14	1.24	685	16		
1D	2D	5D		113.205	0.74	537	12	0.89	537	15		
90	80	143/145TC		127.059	0.85	689	11	1.02	689	13		
160	160	Nema		140.816	0.60	537	9.9	0.72	537	12		
				155.647	0.70	689	9.0	0.83	689	11		
				202.588	0.54	695	6.9	0.65	695	8.3		
				252.000	0.44	702	5.6	0.52	702	6.7		
					<b><math>n_1 = 700 \text{ rpm}</math></b>			<b><math>n_1 = 840 \text{ rpm}</math></b>				
GKS06 - 4N □□□ 1A				103.721	0.30	390	6.8	0.35	390	8.1		
63				113.205	0.30	425	6.2	0.35	425	7.4		
90				127.059	0.30	478	5.5	0.35	478	6.6		
				140.816	0.30	529	5.0	0.35	529	6.0		
				174.336	0.24	537	4.0	0.29	537	4.8		
				224.524	0.19	537	3.1	0.23	537	3.7		
				279.286	0.15	537	2.5	0.18	537	3.0		
				316.800	0.17	702	2.2	0.21	702	2.7		
				361.429	0.12	537	1.9	0.14	537	2.3		
				408.000	0.14	702	1.7	0.16	702	2.1		
				458.067	0.09	537	1.5	0.11	537	1.8		
				517.091	0.11	702	1.4	0.13	702	1.6		
				555.927	0.08	537	1.3	0.09	537	1.5		
				640.800	0.09	702	1.1	0.10	702	1.3		
				696.668	0.06	537	1.0	0.07	537	1.2		
				812.137	0.07	702	0.9	0.08	702	1.0		
				914.907	0.05	635	0.8	0.07	635	0.9		
				1017.741	0.05	702	0.7	0.06	702	0.8		
				1146.529	0.04	635	0.6	0.05	635	0.7		
				1510.507	0.03	635	0.5	0.04	635	0.6		
GKS06 - 4N □□□ □B				103.721	0.52	685	6.8	0.62	685	8.1		
1B	2B	5B		113.205	0.37	537	6.2	0.45	537	7.4		
71	63	56C		127.059	0.43	689	5.5	0.51	689	6.6		
105	90	Nema		140.816	0.30	537	5.0	0.36	537	6.0		
				155.647	0.35	689	4.5	0.42	689	5.4		
				174.336	0.24	537	4.0	0.29	537	4.8		
				202.588	0.27	695	3.5	0.32	695	4.2		
				224.524	0.19	537	3.1	0.23	537	3.7		
				252.000	0.22	702	2.8	0.26	702	3.3		
				279.286	0.15	537	2.5	0.18	537	3.0		
				316.800	0.17	702	2.2	0.21	702	2.7		
				361.429	0.12	537	1.9	0.14	537	2.3		
				408.000	0.14	702	1.7	0.16	702	2.1		
				458.067	0.09	537	1.5	0.11	537	1.8		
				517.091	0.11	702	1.4	0.13	702	1.6		
				555.927	0.08	537	1.3	0.09	537	1.5		
				640.800	0.09	702	1.1	0.10	702	1.3		
				696.668	0.06	537	1.0	0.07	537	1.2		
				812.137	0.07	702	0.9	0.08	702	1.0		
				914.907	0.05	635	0.8	0.07	635	0.9		
				1017.741	0.05	702	0.7	0.06	702	0.8		
				1146.529	0.04	635	0.6	0.05	635	0.7		

For dimensions, see page 6-104 onwards.

# Helical-bevel gearbox selection table

## Gearbox with mounting flange



$M_2 \text{ perm} \leq 702 \text{ Nm}$								GKS06-4N □□□									
Gearbox	Mounting flange size							i	50 Hz			60 Hz			50 Hz	60 Hz	
	Motor frame size								P <sub>1 perm</sub>	M <sub>2 perm</sub>	n <sub>2</sub>	P <sub>1 perm</sub>	M <sub>2 perm</sub>	n <sub>2</sub>			Consultation required for mounting position
	Flange diameter																
								<b>n<sub>1</sub> = 700 rpm</b>			<b>n<sub>1</sub> = 840 rpm</b>						
GKS06 - 4N □□□ □C								103.721	0.52	685	6.8	0.62	685	8.1			
1C	2C	3C	4C	5C	6C	7C		113.205	0.37	537	6.2	0.45	537	7.4			
80	71	71	71	56C	63	80		127.059	0.43	689	5.5	0.51	689	6.6			
160	160	105	120	Nema	160	120		140.816	0.30	537	5.0	0.36	537	6.0			
								155.647	0.35	689	4.5	0.42	689	5.4			
								174.336	0.24	537	4.0	0.29	537	4.8			
								202.588	0.27	695	3.5	0.32	695	4.2			
								224.524	0.19	537	3.1	0.23	537	3.7			
								252.000	0.22	702	2.8	0.26	702	3.3			
								279.286	0.15	537	2.5	0.18	537	3.0			
								316.800	0.17	702	2.2	0.21	702	2.7			
								361.429	0.12	537	1.9	0.14	537	2.3			
								408.000	0.14	702	1.7	0.16	702	2.1			
								640.800	0.09	702	1.1	0.10	702	1.3			
GKS06 - 4N □□□ □D								103.721	0.52	685	6.8	0.62	685	8.1			
1D	2D	5D						113.205	0.37	537	6.2	0.45	537	7.4			
90	80	143/145TC						127.059	0.43	689	5.5	0.51	689	6.6			
160	160	Nema						140.816	0.30	537	5.0	0.36	537	6.0			
								155.647	0.35	689	4.5	0.42	689	5.4			
								202.588	0.27	695	3.5	0.32	695	4.2			
								252.000	0.22	702	2.8	0.26	702	3.3			

For dimensions, see page 6-104 onwards.

# Helical-bevel gearbox selection table

## Gearbox with mounting flange

$M_2 \text{ perm} \leq 1330 \text{ Nm}$								GKS07-3N □□□								
Gearbox	Mounting flange size							i	50 Hz			60 Hz			50 Hz	60 Hz
	Motor frame size								P <sub>1 perm</sub>	M <sub>2 perm</sub>	n <sub>2</sub>	P <sub>1 perm</sub>	M <sub>2 perm</sub>	n <sub>2</sub>		
	Flange diameter															
									n <sub>1</sub> = 2800 rpm			n <sub>1</sub> = 3360 rpm				
									[kW]	[Nm]	[rpm]	[kW]	[Nm]	[rpm]		
GKS07 - 3N □□□ □C								92.563	3.11	932	30	3.11	777	36		C, D
1C	2C	3C	4C	5C	6C	7C	104.296	3.11	1050	27	3.11	875	32		C, D	
80	71	71	71	56C	63	80	112.338	2.81	1024	25	2.88	873	30		C, D	
160	160	105	120	Nema	160	120	126.578	2.81	1154	22	2.88	984	27		C, D	
							184.600	2.22	1330	15	2.28	1134	18		C, D	
							208.000	1.80	1215	14	1.84	1036	16		C, D	
							224.037	1.83	1330	13	1.88	1134	15		C, D	
							252.436	1.49	1215	11	1.52	1036	13		C, D	
							283.193	1.45	1330	9.9	1.48	1134	12		C, D	
							319.091	1.18	1215	8.8	1.20	1036	11		C, D	
GKS07 - 3N □□□ □D							36.063	3.75	438	78	3.49	340	93		C, D	
1D	2D	5D					57.501	4.26	794	49	3.96	615	58		C, D	
90	80	143/145TC					64.790	4.26	894	43	3.96	693	52		C, D	
160	160	Nema					70.474	4.26	973	40	3.96	754	48		C, D	
							79.407	4.26	1096	35	3.96	850	42		C, D	
							92.563	4.09	1227	30	3.96	990	36		C, D	
							104.296	3.32	1121	27	3.32	934	32		C, D	
							112.338	3.65	1330	25	3.74	1134	30		C, D	
							126.578	2.96	1215	22	3.03	1036	27		C, D	
							140.548	2.92	1330	20	2.99	1134	24		C, D	
							158.364	2.37	1215	18	2.42	1036	21		C, D	
							184.600	2.22	1330	15	2.28	1134	18		C, D	
							208.000	1.80	1215	14	1.84	1036	16		C, D	
							224.037	1.83	1330	13	1.88	1134	15		C, D	
							252.436	1.49	1215	11	1.52	1036	13		C, D	
							283.193	1.45	1330	9.9	1.48	1134	12		C, D	
							319.091	1.18	1215	8.8	1.20	1036	11		C, D	
GKS07 - 3N □□□ □E							11.378	10.72	395	246	9.97	306	295		C, D	
1E	1E	2E	3E	4E	5E		17.270	10.72	600	162	9.97	465	195		C, D	
100	112	90	80	90	182/184TC		25.244	10.72	876	111	9.97	679	133		C, D	
160	160	160	160	200	Nema		28.274	10.66	976	99	9.97	761	119		C, D	
							31.858	9.22	952	88	9.22	793	106		C, D	
							36.063	8.97	1048	78	8.97	873	93		C, D	
							44.178	8.38	1200	63	8.38	1000	76		C, D	
							50.345	7.35	1200	56	7.35	1000	67		C, D	
							57.501	6.49	1209	49	6.49	1007	58		C, D	
							64.790	5.25	1103	43	5.25	919	52		C, D	
							70.474	5.33	1218	40	5.33	1015	48		C, D	
							79.407	4.32	1112	35	4.32	927	42		C, D	
							92.563	4.09	1227	30	4.09	1023	36		C, D	
							104.296	3.32	1121	27	3.32	934	32		C, D	
							112.338	3.65	1330	25	3.74	1134	30		C, D	
							126.578	2.96	1215	22	3.03	1036	27		C, D	
							140.548	2.92	1330	20	2.99	1134	24		C, D	
							158.364	2.37	1215	18	2.42	1036	21		C, D	
							184.600	2.22	1330	15	2.28	1134	18		C, D	
							208.000	1.80	1215	14	1.84	1036	16		C, D	
							224.037	1.83	1330	13	1.88	1134	15		C, D	
							252.436	1.49	1215	11	1.52	1036	13		C, D	
GKS07 - 3N □□□ □F							5.955	10.72	207	470					C, D	
1F	1F	2F	3F				8.254	10.72	287	339					C, D	
100	112	90	90				9.171	10.72	318	305					C, D	
160	160	160	200				10.124	10.72	351	277					C, D	
							11.378	10.72	395	246					C, D	
							12.711	10.72	441	220					C, D	
							14.798	10.72	514	189					C, D	
							16.674	10.72	579	168					C, D	
							17.270	10.72	600	162					C, D	
							20.511	10.72	712	137					C, D	
							23.111	10.72	802	121					C, D	

For dimensions, see page 6-104 onwards.

# Helical-bevel gearbox selection table

## Gearbox with mounting flange



$M_2 \text{ perm} \leq 1330 \text{ Nm}$				GKS07-3N □□□								
Gearbox	Mounting flange size Motor frame size Flange diameter			i	50 Hz			60 Hz			50 Hz	60 Hz
					$P_1 \text{ perm}$	$M_2 \text{ perm}$	$n_2$	$P_1 \text{ perm}$	$M_2 \text{ perm}$	$n_2$		
					[kW]	[Nm]	[rpm]	[kW]	[Nm]	[rpm]		
					<b><math>n_1 = 2800 \text{ rpm}</math></b>			<b><math>n_1 = 3360 \text{ rpm}</math></b>				
GKS07 - 3N □□□ □F				25.244	10.72	876	111				C, D	
	<b>1F</b>	<b>1F</b>	<b>2F</b> <b>3F</b>	28.274	10.66	976	99				C, D	
	<b>100</b>	<b>112</b>	90 90	31.858	9.22	952	88				C, D	
	<b>160</b>	<b>160</b>	160 200	36.063	8.97	1048	78				C, D	
				40.906	7.91	1048	69				C, D	
				44.178	8.38	1200	63				C, D	
				50.345	7.35	1200	56				C, D	
				57.501	6.49	1209	49				C, D	
				64.790	5.25	1103	43				C, D	
				70.474	5.33	1218	40				C, D	
				79.407	4.32	1112	35				C, D	
				140.548	2.92	1330	20				C, D	
				158.364	2.37	1215	18				C, D	
					<b><math>n_1 = 2800 \text{ rpm}</math></b>			<b><math>n_1 = 3360 \text{ rpm}</math></b>				
GKS07 - 3N □□□ □G				5.955	19.81	382	470				C, D	
	<b>1G</b>	<b>2G</b>	<b>2G</b> <b>3G</b> <b>5G</b>	8.254	16.42	439	339				C, D	
	<b>132</b>	100	112 132 213/215TC	9.171	19.81	588	305				C, D	
	<b>300</b>	250	250 250 Nema	10.124	19.81	650	277				C, D	
				11.378	13.51	498	246				C, D	
				12.711	16.42	676	220				C, D	
				14.798	17.62	845	189				C, D	
				16.674	16.10	870	168				C, D	
				17.270	14.49	811	162				C, D	
				20.511	13.57	902	137				C, D	
				23.111	12.67	949	121				C, D	
				25.244	11.69	956	111				C, D	
				28.274	10.66	976	99				C, D	
				31.858	9.22	952	88				C, D	
				36.063	8.97	1048	78				C, D	
				40.906	7.91	1048	69				C, D	
				44.178	8.38	1200	63				C, D	
				50.345	7.35	1200	56				C, D	
					<b><math>n_1 = 1400 \text{ rpm}</math></b>			<b><math>n_1 = 1680 \text{ rpm}</math></b>				
GKS07 - 3N □□□ □C				92.563	1.68	1010	15	2.02	1010	18		
	<b>1C</b>	<b>2C</b>	<b>3C</b> <b>4C</b> <b>5C</b> <b>6C</b> <b>7C</b>	104.296	1.68	1138	13	2.02	1138	16		
	<b>80</b>	71	71 71 56C 63 80	112.338	1.41	1024	13	1.69	1024	15		
	<b>160</b>	160	105 120 Nema 160 120	126.578	1.41	1154	11	1.69	1154	13		
				184.600	1.11	1330	7.6	1.33	1330	9.1		
				208.000	0.90	1215	6.7	1.08	1215	8.1		
				224.037	0.92	1330	6.3	1.10	1330	7.5		
				252.436	0.74	1215	5.6	0.89	1215	6.7		
				283.193	0.72	1330	4.9	0.87	1330	5.9		
				319.091	0.59	1215	4.4	0.71	1215	5.3		
					<b><math>n_1 = 1400 \text{ rpm}</math></b>			<b><math>n_1 = 1680 \text{ rpm}</math></b>				
GKS07 - 3N □□□ □D				36.063	2.31	540	39	2.67	520	47		
	<b>1D</b>	<b>2D</b>	<b>5D</b>	57.501	2.31	860	24	2.77	860	29		
	<b>90</b>	80	143/145TC	64.790	2.31	969	22	2.77	969	26		
	<b>160</b>	160	Nema	70.474	2.31	1054	20	2.77	1054	24		
				79.407	2.31	1188	18	2.77	1188	21		
				92.563	2.22	1330	15	2.66	1330	18		
				104.296	1.80	1215	13	2.16	1215	16		
				112.338	1.83	1330	13	2.19	1330	15		
				126.578	1.48	1215	11	1.78	1215	13		
				140.548	1.46	1330	10.0	1.75	1330	12		
				158.364	1.18	1215	8.8	1.42	1215	11		
				184.600	1.11	1330	7.6	1.33	1330	9.1		
				208.000	0.90	1215	6.7	1.08	1215	8.1		
				224.037	0.92	1330	6.3	1.10	1330	7.5		
				252.436	0.74	1215	5.6	0.89	1215	6.7		
				283.193	0.72	1330	4.9	0.87	1330	5.9		
				319.091	0.59	1215	4.4	0.71	1215	5.3		

For dimensions, see page 6-104 onwards.

# Helical-bevel gearbox selection table

Gearbox with mounting flange

$M_2 \text{ perm} \leq 1330 \text{ Nm}$							GKS07-3N □□□					
Gearbox	Mounting flange size			i	50 Hz			60 Hz			50 Hz	60 Hz
	Motor frame size				$P_1 \text{ perm}$	$M_2 \text{ perm}$	$n_2$	$P_1 \text{ perm}$	$M_2 \text{ perm}$	$n_2$		
	Flange diameter			[kW]							[Nm]	[rpm]
<b><math>n_1 = 1400 \text{ rpm}</math></b>												
GKS07 - 3N □□□ □E				11.378	6.60	486	123	7.62	468	148		
1E	1E	2E	3E	17.270	6.60	738	81	7.62	711	97		
100	112	90	80	25.244	6.60	1079	56	7.62	1039	67		
160	160	160	160	28.274	6.56	1202	50	7.58	1157	59		
				31.858	5.68	1172	44	6.56	1129	53		
				36.063	5.52	1290	39	6.38	1242	47		
				44.178	4.54	1300	32	5.45	1300	38		
				50.345	3.99	1300	28	4.78	1300	33		
				57.501	3.52	1310	24	4.22	1310	29		
				64.790	2.85	1195	22	3.42	1195	26		
				70.474	2.89	1320	20	3.47	1320	24		
				79.407	2.34	1205	18	2.81	1205	21		
				92.563	2.22	1330	15	2.66	1330	18		
				104.296	1.80	1215	13	2.16	1215	16		
				112.338	1.83	1330	13	2.19	1330	15		
				126.578	1.48	1215	11	1.78	1215	13		
				140.548	1.46	1330	10.0	1.75	1330	12		
				158.364	1.18	1215	8.8	1.42	1215	11		
				184.600	1.11	1330	7.6	1.33	1330	9.1		
				208.000	0.90	1215	6.7	1.08	1215	8.1		
				224.037	0.92	1330	6.3	1.10	1330	7.5		
				252.436	0.74	1215	5.6	0.89	1215	6.7		
<b><math>n_1 = 1680 \text{ rpm}</math></b>												
GKS07 - 3N □□□ □F				5.955	6.60	255	235	7.62	245	282		C, D
1F	1F	2F	3F	8.254	6.60	353	170	7.62	340	204		C, D
100	112	90	90	9.171	6.60	392	153	7.62	377	183		C, D
160	160	160	200	10.124	6.60	433	138	7.62	417	166		C, D
				11.378	6.60	486	123	7.62	468	148		C, D
				12.711	6.60	543	110	7.62	523	132		C, D
				14.798	6.60	633	95	7.62	609	114		C, D
				16.674	6.60	713	84	7.62	686	101		C, D
				17.270	6.60	738	81	7.62	711	97		C, D
				20.511	6.60	877	68	7.62	844	82		C, D
				23.111	6.60	988	61	7.62	951	73		C, D
				25.244	6.60	1079	56	7.62	1039	67		C, D
				28.274	6.56	1202	50	7.58	1157	59		C, D
				31.858	5.68	1172	44	6.56	1129	53		C, D
				36.063	5.52	1290	39	6.38	1242	47		C, D
				40.906	4.87	1290	34	5.62	1242	41		C, D
				44.178	4.54	1300	32	5.45	1300	38		C, D
				50.345	3.99	1300	28	4.78	1300	33		C, D
				57.501	3.52	1310	24	4.22	1310	29		C, D
				64.790	2.85	1195	22	3.42	1195	26		C, D
				70.474	2.89	1320	20	3.47	1320	24		C, D
				79.407	2.34	1205	18	2.81	1205	21		C, D
				140.548	1.46	1330	10.0	1.75	1330	12		C, D
				158.364	1.18	1215	8.8	1.42	1215	11		C, D
GKS07 - 3N □□□ □G				5.955	12.19	470	235	14.09	453	282		C, D
1G	2G	2G	3G	8.254	10.11	540	170	11.68	520	204		C, D
132	100	112	132	9.171	12.19	725	153	14.09	698	183		C, D
300	250	250	250	10.124	12.19	800	138	14.09	770	166		C, D
				11.378	8.32	613	123	9.61	590	148		C, D
				12.711	10.11	832	110	11.68	802	132		C, D
				14.798	10.85	1040	95	12.53	1001	114		C, D
				16.674	9.91	1071	84	11.45	1031	101		C, D
				17.270	8.92	998	81	10.31	961	97		C, D
				20.511	8.35	1110	68	9.65	1069	82		C, D
				23.111	7.80	1168	61	9.01	1125	73		C, D
				25.244	7.20	1177	56	8.31	1133	67		C, D
				28.274	6.56	1202	50	7.58	1157	59		C, D
				31.858	5.68	1172	44	6.56	1129	53		C, D
				36.063	5.52	1290	39	6.38	1242	47		C, D
				40.906	4.87	1290	34	5.62	1242	41		C, D
				44.178	4.54	1300	32	5.45	1300	38		C, D
				50.345	3.99	1300	28	4.78	1300	33		C, D

For dimensions, see page 6-104 onwards.

# Helical-bevel gearbox selection table

## Gearbox with mounting flange



$M_2 \text{ perm} \leq 1330 \text{ Nm}$				GKS07-3N □□□								
Gearbox	Mounting flange size Motor frame size Flange diameter			i	50 Hz			60 Hz			50 Hz	60 Hz
					$P_1 \text{ perm}$	$M_2 \text{ perm}$	$n_2$	$P_1 \text{ perm}$	$M_2 \text{ perm}$	$n_2$		
				[kW] [Nm] [rpm]			[kW] [Nm] [rpm]					
				<b><math>n_1 = 1400 \text{ rpm}</math></b>			<b><math>n_1 = 1680 \text{ rpm}</math></b>					
GKS07 - 3N □□□ □H				5.955	12.19	470	235	14.09	453	282		C, D
1H	3H	5H		8.254	10.11	540	170	11.68	520	204		C, D
160	132	254/256TC		9.171	12.19	725	153	14.09	698	183		C, D
350	300	Nema		10.124	12.19	800	138	14.09	770	166		C, D
				11.378	8.32	613	123	9.61	590	148		C, D
				12.711	10.11	832	110	11.68	802	132		C, D
				14.798	10.85	1040	95	12.53	1001	114		C, D
				16.674	9.91	1071	84	11.45	1031	101		C, D
				17.270	8.92	998	81	10.31	961	97		C, D
				20.511	8.35	1110	68	9.65	1069	82		C, D
				23.111	7.80	1168	61	9.01	1125	73		C, D
				25.244	7.20	1177	56	8.31	1133	67		C, D
				28.274	6.56	1202	50	7.58	1157	59		C, D
				31.858	5.68	1172	44	6.56	1129	53		C, D
				40.906	4.87	1290	34	5.62	1242	41		C, D
				50.345	3.99	1300	28	4.78	1300	33		C, D
				<b><math>n_1 = 700 \text{ rpm}</math></b>			<b><math>n_1 = 840 \text{ rpm}</math></b>					
GKS07 - 3N □□□ □C				92.563	0.84	1010	7.6	1.01	1010	9.1		
1C	2C	3C	4C	5C	6C	7C		1.01	1138	8.1		
80	71	71	71	56C	63	80		0.84	1024	7.5		
160	160	105	120	Nema	160	120		0.84	1154	6.6		
				184.600	0.56	1330	3.8	0.67	1330	4.6		
				208.000	0.45	1215	3.4	0.54	1215	4.0		
				224.037	0.46	1330	3.1	0.55	1330	3.8		
				252.436	0.37	1215	2.8	0.45	1215	3.3		
				283.193	0.36	1330	2.5	0.43	1330	3.0		
				319.091	0.29	1215	2.2	0.35	1215	2.6		
GKS07 - 3N □□□ □D				36.063	1.54	719	19	1.85	719	23		
1D	2D	5D		57.501	1.54	1147	12	1.85	1147	15		
90	80	143/145TC		64.790	1.42	1195	11	1.71	1195	13		
160	160	Nema		70.474	1.43	1307	9.9	1.72	1307	12		
				79.407	1.17	1205	8.8	1.41	1205	11		
				92.563	1.11	1330	7.6	1.33	1330	9.1		
				104.296	0.90	1215	6.7	1.08	1215	8.1		
				112.338	0.91	1330	6.2	1.10	1330	7.5		
				126.578	0.74	1215	5.5	0.89	1215	6.6		
				140.548	0.73	1330	5.0	0.88	1330	6.0		
				158.364	0.59	1215	4.4	0.71	1215	5.3		
				184.600	0.56	1330	3.8	0.67	1330	4.6		
				208.000	0.45	1215	3.4	0.54	1215	4.0		
				224.037	0.46	1330	3.1	0.55	1330	3.8		
				252.436	0.37	1215	2.8	0.45	1215	3.3		
				283.193	0.36	1330	2.5	0.43	1330	3.0		
				319.091	0.29	1215	2.2	0.35	1215	2.6		
GKS07 - 3N □□□ □E				11.378	4.16	613	62	4.99	613	74		
1E	1E	2E	3E	4E	5E			5.28	984	49		
100	112	90	80	90	182/184TC			4.32	1177	33		
160	160	160	160	200	Nema			3.94	1202	30		
				31.858	2.84	1172	22	3.41	1172	26		
				36.063	2.76	1290	19	3.31	1290	23		
				44.178	2.27	1300	16	2.72	1300	19		
				50.345	1.99	1300	14	2.39	1300	17		
				57.501	1.76	1310	12	2.11	1310	15		
				64.790	1.42	1195	11	1.71	1195	13		
				70.474	1.45	1320	9.9	1.73	1320	12		
				79.407	1.17	1205	8.8	1.41	1205	11		
				92.563	1.11	1330	7.6	1.33	1330	9.1		
				104.296	0.90	1215	6.7	1.08	1215	8.1		
				112.338	0.91	1330	6.2	1.10	1330	7.5		
				126.578	0.74	1215	5.5	0.89	1215	6.6		
				140.548	0.73	1330	5.0	0.88	1330	6.0		
				158.364	0.59	1215	4.4	0.71	1215	5.3		

For dimensions, see page 6-104 onwards.

# Helical-bevel gearbox selection table

## Gearbox with mounting flange

$M_2 \text{ perm} \leq 1330 \text{ Nm}$						GKS07-3N □□□								
Gearbox	Mounting flange size					i	50 Hz			60 Hz			50 Hz	60 Hz
	Motor frame size						P <sub>1 perm</sub>	M <sub>2 perm</sub>	n <sub>2</sub>	P <sub>1 perm</sub>	M <sub>2 perm</sub>	n <sub>2</sub>		
	Flange diameter						[kW]	[Nm]	[rpm]	[kW]	[Nm]	[rpm]		
						<b>n<sub>1</sub> = 700 rpm</b>			<b>n<sub>1</sub> = 840 rpm</b>					
GKS07 - 3N □□□ □E						184.600	0.56	1330	3.8	0.67	1330	4.6		
1E	1E	2E	3E	4E	5E	208.000	0.45	1215	3.4	0.54	1215	4.0		
100	112	90	80	90	182/184TC	224.037	0.46	1330	3.1	0.55	1330	3.8		
160	160	160	160	200	Nema	252.436	0.37	1215	2.8	0.45	1215	3.3		
GKS07 - 3N □□□ □F						5.955	4.40	339	118	5.28	339	141		
1F	1F	2F	3F			8.254	4.40	470	85	5.28	470	102		
100	112	90	90			9.171	4.40	523	76	5.28	523	92		
160	160	160	200			10.124	4.40	577	69	5.28	577	83		
						11.378	4.16	613	62	4.99	613	74		
						12.711	4.40	724	55	5.28	724	66		
						14.798	4.40	843	47	5.28	843	57		
						16.674	4.40	950	42	5.28	950	50		
						17.270	4.40	984	41	5.28	984	49		
						20.511	4.18	1110	34	5.01	1110	41		
						23.111	3.90	1168	30	4.68	1168	36		
						25.244	3.60	1177	28	4.32	1177	33		
						28.274	3.28	1202	25	3.94	1202	30		
						31.858	2.84	1172	22	3.41	1172	26		
						36.063	2.76	1290	19	3.31	1290	23		
						40.906	2.43	1290	17	2.92	1290	21		
						44.178	2.27	1300	16	2.72	1300	19		
						50.345	1.99	1300	14	2.39	1300	17		
						57.501	1.76	1310	12	2.11	1310	15		
						64.790	1.42	1195	11	1.71	1195	13		
						70.474	1.45	1320	9.9	1.73	1320	12		
						79.407	1.17	1205	8.8	1.41	1205	11		
						140.548	0.73	1330	5.0	0.88	1330	6.0		
						158.364	0.59	1215	4.4	0.71	1215	5.3		
GKS07 - 3N □□□ □G						5.955	6.10	470	118	7.32	470	141		
1G	2G	2G	3G	5G		8.254	5.05	540	85	6.06	540	102		
132	100	112	132	213/215TC		9.171	6.10	725	76	7.32	725	92		
300	250	250	250	Nema		10.124	6.10	800	69	7.32	800	83		
						11.378	4.16	613	62	4.99	613	74		
						12.711	5.05	832	55	6.06	832	66		
						14.798	5.42	1040	47	6.51	1040	57		
						16.674	4.96	1071	42	5.95	1071	50		
						17.270	4.46	998	41	5.35	998	49		
						20.511	4.18	1110	34	5.01	1110	41		
						23.111	3.90	1168	30	4.68	1168	36		
						25.244	3.60	1177	28	4.32	1177	33		
						28.274	3.28	1202	25	3.94	1202	30		
						31.858	2.84	1172	22	3.41	1172	26		
						36.063	2.76	1290	19	3.31	1290	23		
						40.906	2.43	1290	17	2.92	1290	21		
						44.178	2.27	1300	16	2.72	1300	19		
						50.345	1.99	1300	14	2.39	1300	17		
GKS07 - 3N □□□ □H						5.955	6.10	470	118	7.32	470	141		
1H	3H	5H				8.254	5.05	540	85	6.06	540	102		
160	132	254/256TC				9.171	6.10	725	76	7.32	725	92		
350	300	Nema				10.124	6.10	800	69	7.32	800	83		
						11.378	4.16	613	62	4.99	613	74		
						12.711	5.05	832	55	6.06	832	66		
						14.798	5.42	1040	47	6.51	1040	57		
						16.674	4.96	1071	42	5.95	1071	50		
						17.270	4.46	998	41	5.35	998	49		
						20.511	4.18	1110	34	5.01	1110	41		
						23.111	3.90	1168	30	4.68	1168	36		
						25.244	3.60	1177	28	4.32	1177	33		
						28.274	3.28	1202	25	3.94	1202	30		
						31.858	2.84	1172	22	3.41	1172	26		
						40.906	2.43	1290	17	2.92	1290	21		
						50.345	1.99	1300	14	2.39	1300	17		

For dimensions, see page 6-104 onwards.



# Helical-bevel gearbox selection table

## Gearbox with mounting flange



$M_2 \text{ perm} \leq 1330 \text{ Nm}$				GKS07-4N □□□								
Gearbox	Mounting flange size Motor frame size Flange diameter			i	50 Hz			60 Hz			50 Hz	60 Hz
					$P_1 \text{ perm}$	$M_2 \text{ perm}$	$n_2$	$P_1 \text{ perm}$	$M_2 \text{ perm}$	$n_2$		
					[kW]	[Nm]	[rpm]	[kW]	[Nm]	[rpm]		
					<b><math>n_1 = 1400 \text{ rpm}</math></b>			<b><math>n_1 = 1680 \text{ rpm}</math></b>				
GKS07 - 4N □□□ □B				103.039	1.37	902	14	1.65	902	16		
1B	5B			112.391	1.37	984	13	1.65	984	15		
71	56C			126.222	1.37	1105	11	1.65	1105	13		
105	Nema			137.748	1.20	1053	10	1.44	1053	12		
				179.201	0.92	1053	7.8	1.11	1053	9.4		
				222.909	0.74	1053	6.3	0.89	1053	7.5		
				273.199	0.61	1053	5.1	0.73	1053	6.2		
				321.049	0.65	1320	4.4	0.77	1320	5.2		
				358.829	0.46	1053	3.9	0.55	1053	4.7		
				399.353	0.52	1320	3.5	0.62	1320	4.2		
				464.367	0.36	1053	3.0	0.43	1053	3.6		
				516.810	0.40	1320	2.7	0.48	1320	3.3		
				563.572	0.29	1053	2.5	0.35	1053	3.0		
				636.581	0.33	1330	2.2	0.39	1330	2.6		
				683.972	0.24	1053	2.1	0.29	1053	2.5		
				823.810	0.25	1330	1.7	0.30	1330	2.0		
				928.237	0.21	1215	1.5	0.25	1215	1.8		
				999.806	0.21	1330	1.4	0.25	1330	1.7		
				1126.542	0.17	1215	1.2	0.20	1215	1.5		
				1277.842	0.16	1330	1.1	0.20	1330	1.3		
				1439.822	0.13	1215	1.0	0.16	1215	1.2		
					<b><math>n_1 = 1400 \text{ rpm}</math></b>			<b><math>n_1 = 1680 \text{ rpm}</math></b>				
GKS07 - 4N □□□ □C				103.039	1.87	1227	14	2.24	1227	16		
1C	2C	3C	4C	112.391	1.47	1053	13	1.77	1053	15		
80	71	71	71	126.222	1.62	1300	11	1.94	1300	13		
160	160	105	120	137.748	1.20	1053	10	1.44	1053	12		
				154.622	1.32	1300	9.1	1.58	1300	11		
				179.201	0.92	1053	7.8	1.11	1053	9.4		
				201.254	1.02	1310	7.0	1.23	1310	8.4		
				222.909	0.74	1053	6.3	0.89	1053	7.5		
				246.659	0.84	1320	5.7	1.01	1320	6.8		
				273.199	0.61	1053	5.1	0.73	1053	6.2		
				321.049	0.65	1320	4.4	0.77	1320	5.2		
				358.829	0.46	1053	3.9	0.55	1053	4.7		
				399.353	0.52	1320	3.5	0.62	1320	4.2		
				464.367	0.36	1053	3.0	0.43	1053	3.6		
				516.810	0.40	1320	2.7	0.48	1320	3.3		
				563.572	0.29	1053	2.5	0.35	1053	3.0		
				636.581	0.33	1330	2.2	0.39	1330	2.6		
				683.972	0.24	1053	2.1	0.29	1053	2.5		
				823.810	0.25	1330	1.7	0.30	1330	2.0		
				928.237	0.21	1215	1.5	0.25	1215	1.8		
				999.806	0.21	1330	1.4	0.25	1330	1.7		
				1126.542	0.17	1215	1.2	0.20	1215	1.5		
					<b><math>n_1 = 1400 \text{ rpm}</math></b>			<b><math>n_1 = 1680 \text{ rpm}</math></b>				
GKS07 - 4N □□□ □D				103.039	1.97	1290	14	2.36	1290	16		
1D	2D	5D		112.391	1.47	1053	13	1.77	1053	15		
90	80	143/145TC		126.222	1.62	1300	11	1.94	1300	13		
160	160	Nema		137.748	1.20	1053	10	1.44	1053	12		
				154.622	1.32	1300	9.1	1.58	1300	11		
				179.201	0.92	1053	7.8	1.11	1053	9.4		
				201.254	1.02	1310	7.0	1.23	1310	8.4		
				222.909	0.74	1053	6.3	0.89	1053	7.5		
				246.659	0.84	1320	5.7	1.01	1320	6.8		
				273.199	0.61	1053	5.1	0.73	1053	6.2		
				321.049	0.65	1320	4.4	0.77	1320	5.2		
				358.829	0.46	1053	3.9	0.55	1053	4.7		
				399.353	0.52	1320	3.5	0.62	1320	4.2		
				636.581	0.33	1330	2.2	0.39	1330	2.6		

For dimensions, see page 6-104 onwards.

# Helical-bevel gearbox selection table


## Gearbox with mounting flange

$M_2 \text{ perm} \leq 1330 \text{ Nm}$							GKS07-4N □□□									
Gearbox	Mounting flange size						i	50 Hz			60 Hz			50 Hz	60 Hz	
	Motor frame size							P <sub>1 perm</sub>	M <sub>2 perm</sub>	n <sub>2</sub>	P <sub>1 perm</sub>	M <sub>2 perm</sub>	n <sub>2</sub>			Consultation required for mounting position
Flange diameter						[kW]	[Nm]							[rpm]	[kW]	
GKS07 - 4N □□□ □E								<b>n<sub>1</sub> = 1400 rpm</b>			<b>n<sub>1</sub> = 1680 rpm</b>					
	1E	1E	2E	3E	4E	5E	103.039	1.97	1290	14	2.36	1290	16			
	100	112	90	80	90	182/184TC	112.391	1.47	1053	13	1.77	1053	15			
	160	160	160	160	200	Nema	126.222	1.62	1300	11	1.94	1300	13			
							137.748	1.20	1053	10	1.44	1053	12			
							154.622	1.32	1300	9.1	1.58	1300	11			
							201.254	1.02	1310	7.0	1.23	1310	8.4			
							246.659	0.84	1320	5.7	1.01	1320	6.8			
GKS07 - 4N □□□ □B								<b>n<sub>1</sub> = 700 rpm</b>			<b>n<sub>1</sub> = 840 rpm</b>					
	1B	5B					103.039	0.77	1014	6.8	0.93	1014	8.2			
	71	56C					112.391	0.74	1053	6.2	0.88	1053	7.5			
	105	Nema					126.222	0.77	1242	5.6	0.93	1242	6.7			
							137.748	0.60	1053	5.1	0.72	1053	6.1			
							179.201	0.46	1053	3.9	0.55	1053	4.7			
							222.909	0.37	1053	3.1	0.45	1053	3.8			
							273.199	0.30	1053	2.6	0.36	1053	3.1			
							321.049	0.32	1320	2.2	0.39	1320	2.6			
							358.829	0.23	1053	2.0	0.28	1053	2.3			
							399.353	0.26	1320	1.8	0.31	1320	2.1			
							464.367	0.18	1053	1.5	0.21	1053	1.8			
							516.810	0.20	1320	1.4	0.24	1320	1.6			
							563.572	0.15	1053	1.2	0.18	1053	1.5			
							636.581	0.16	1330	1.1	0.20	1330	1.3			
							683.972	0.12	1053	1.0	0.15	1053	1.2			
							823.810	0.13	1330	0.9	0.15	1330	1.0			
							928.237	0.10	1215	0.8	0.12	1215	0.9			
							999.806	0.10	1330	0.7	0.13	1330	0.8			
							1126.542	0.08	1215	0.6	0.10	1215	0.8			
							1277.842	0.08	1330	0.6	0.10	1330	0.7			
							1439.822	0.07	1215	0.5	0.08	1215	0.6			
GKS07 - 4N □□□ □C								<b>n<sub>1</sub> = 1400 rpm</b>			<b>n<sub>1</sub> = 1680 rpm</b>					
	1C	2C	3C	4C	5C	6C	7C	103.039	0.98	1290	6.8	1.18	1290	8.2		
	80	71	71	71	56C	63	80	112.391	0.74	1053	6.2	0.88	1053	7.5		
	160	160	105	120	Nema	160	120	126.222	0.81	1300	5.6	0.97	1300	6.7		
								137.748	0.60	1053	5.1	0.72	1053	6.1		
								154.622	0.66	1300	4.5	0.79	1300	5.4		
								179.201	0.46	1053	3.9	0.55	1053	4.7		
								201.254	0.51	1310	3.5	0.61	1310	4.2		
								222.909	0.37	1053	3.1	0.45	1053	3.8		
								246.659	0.42	1320	2.8	0.50	1320	3.4		
								273.199	0.30	1053	2.6	0.36	1053	3.1		
								321.049	0.32	1320	2.2	0.39	1320	2.6		
								358.829	0.23	1053	2.0	0.28	1053	2.3		
								399.353	0.26	1320	1.8	0.31	1320	2.1		
								464.367	0.18	1053	1.5	0.21	1053	1.8		
								516.810	0.20	1320	1.4	0.24	1320	1.6		
								563.572	0.15	1053	1.2	0.18	1053	1.5		
								636.581	0.16	1330	1.1	0.20	1330	1.3		
								683.972	0.12	1053	1.0	0.15	1053	1.2		
								823.810	0.13	1330	0.9	0.15	1330	1.0		
								928.237	0.10	1215	0.8	0.12	1215	0.9		
								999.806	0.10	1330	0.7	0.13	1330	0.8		
								1126.542	0.08	1215	0.6	0.10	1215	0.8		
GKS07 - 4N □□□ □D								<b>n<sub>1</sub> = 1400 rpm</b>			<b>n<sub>1</sub> = 1680 rpm</b>					
	1D	2D	5D					103.039	0.98	1290	6.8	1.18	1290	8.2		
	90	80	143/145TC					112.391	0.74	1053	6.2	0.88	1053	7.5		
	160	160	Nema					126.222	0.81	1300	5.6	0.97	1300	6.7		
								137.748	0.60	1053	5.1	0.72	1053	6.1		
								154.622	0.66	1300	4.5	0.79	1300	5.4		
								179.201	0.46	1053	3.9	0.55	1053	4.7		
								201.254	0.51	1310	3.5	0.61	1310	4.2		
								222.909	0.37	1053	3.1	0.45	1053	3.8		

For dimensions, see page 6-104 onwards.

# Helical-bevel gearbox selection table

## Gearbox with mounting flange



$M_2 \text{ perm} \leq 1330 \text{ Nm}$				GKS07-4N □□□								
Gearbox	Mounting flange size Motor frame size Flange diameter			i	50 Hz			60 Hz			50 Hz	60 Hz
					$P_1 \text{ perm}$	$M_2 \text{ perm}$	$n_2$	$P_1 \text{ perm}$	$M_2 \text{ perm}$	$n_2$		
				$n_1 = 700 \text{ rpm}$			$n_1 = 840 \text{ rpm}$					
				[kW]	[Nm]	[rpm]	[kW]	[Nm]	[rpm]			
GKS07 - 4N □□□ □D				246.659	0.42	1320	2.8	0.50	1320	3.4		
1D	2D	5D		273.199	0.30	1053	2.6	0.36	1053	3.1		
90	80	143/145TC		321.049	0.32	1320	2.2	0.39	1320	2.6		
160	160	Nema		358.829	0.23	1053	2.0	0.28	1053	2.3		
				399.353	0.26	1320	1.8	0.31	1320	2.1		
				636.581	0.16	1330	1.1	0.20	1330	1.3		
GKS07 - 4N □□□ □E				103.039	0.98	1290	6.8	1.18	1290	8.2		
1E	1E	2E	3E	4E	5E			0.88	1053	7.5		
100	112	90	80	90	182/184TC			0.97	1300	6.7		
160	160	160	160	200	Nema			0.72	1053	6.1		
								0.79	1300	5.4		
								0.61	1310	4.2		
								0.50	1320	3.4		

For dimensions, see page 6-104 onwards.

# Helical-bevel gearbox selection table

Gearbox with mounting flange

$M_2 \text{ perm} \leq 3080 \text{ Nm}$				GKS09-3N □□□								
Gearbox	Mounting flange size Motor frame size Flange diameter			i	50 Hz			60 Hz			50 Hz	60 Hz
					$P_1 \text{ perm}$	$M_2 \text{ perm}$	$n_2$	$P_1 \text{ perm}$	$M_2 \text{ perm}$	$n_2$		
					[kW]	[Nm]	[rpm]	[kW]	[Nm]	[rpm]		
					<b><math>n_1 = 2800 \text{ rpm}</math></b>			<b><math>n_1 = 3360 \text{ rpm}</math></b>				
GKS09 - 3N □□□ □D				91.860	4.26	1268	31	3.96	983	37		C, D
1D	2D	5D		103.524	4.26	1429	27	3.96	1108	33		C, D
90	80	143/145TC		111.484	4.62	1668	25	4.39	1323	30		C, D
160	160	Nema		125.641	4.62	1880	22	4.39	1491	27		C, D
				140.921	3.87	1766	20	3.96	1506	24		C, D
				158.816	3.87	1990	18	3.96	1697	21		C, D
				182.000	4.62	2723	15	4.39	2159	19		C, D
				205.111	4.62	3069	14	4.39	2433	16		C, D
				220.882	4.24	3031	13	4.33	2585	15		C, D
				248.930	3.82	3080	11	3.91	2626	14		C, D
				279.205	3.35	3031	10	3.43	2585	12		C, D
				314.659	3.02	3080	8.9	3.09	2626	11		C, D
					<b><math>n_1 = 2800 \text{ rpm}</math></b>			<b><math>n_1 = 3360 \text{ rpm}</math></b>				
GKS09 - 3N □□□ □E				35.193	10.72	1222	80	9.97	947	96		C, D
1E	1E	2E	3E	39.662	10.72	1377	71	9.97	1067	85		C, D
100	112	90	80	43.146	12.17	1702	65	11.32	1319	78		C, D
160	160	160	160	48.625	12.17	1918	58	11.32	1486	69		C, D
				58.456	12.17	2306	48	11.32	1787	58		C, D
				65.879	12.17	2598	43	11.32	2014	51		C, D
				70.982	11.18	2571	39	11.18	2142	47		C, D
				79.996	10.93	2834	35	10.93	2361	42		C, D
				91.860	8.98	2671	31	8.98	2226	37		C, D
				103.524	8.47	2842	27	8.47	2368	33		C, D
				111.484	8.12	2934	25	8.31	2502	30		C, D
				125.641	7.57	3080	22	7.74	2626	27		C, D
				140.921	6.51	2973	20	6.66	2535	24		C, D
				158.816	5.99	3080	18	6.13	2626	21		C, D
				182.000	5.14	3031	15	5.26	2585	19		C, D
				205.111	4.64	3080	14	4.74	2626	16		C, D
				220.882	4.24	3031	13	4.33	2585	15		C, D
				248.930	3.82	3080	11	3.91	2626	14		C, D
				279.205	3.35	3031	10	3.43	2585	12		C, D
				314.659	3.02	3080	8.9	3.09	2626	11		C, D
					<b><math>n_1 = 2800 \text{ rpm}</math></b>			<b><math>n_1 = 3360 \text{ rpm}</math></b>				
GKS09 - 3N □□□ □F				29.228	10.72	1015	96					C, D
1F	1F	2F	3F	32.940	10.72	1143	85					C, D
100	112	90	90	35.193	10.72	1222	80					C, D
160	160	160	200	39.662	10.72	1377	71					C, D
				43.146	12.17	1702	65					C, D
				48.625	12.17	1918	58					C, D
				58.456	12.17	2306	48					C, D
				65.879	12.17	2598	43					C, D
				70.982	11.86	2726	39					C, D
				79.996	10.93	2834	35					C, D
				91.860	9.40	2797	31					C, D
				103.524	8.47	2842	27					C, D
				111.484	8.39	3031	25					C, D
				125.641	7.57	3080	22					C, D
				182.000	5.14	3031	15					C, D
				205.111	4.64	3080	14					C, D
				220.882	4.24	3031	13					C, D
				248.930	3.82	3080	11					C, D
					<b><math>n_1 = 2800 \text{ rpm}</math></b>			<b><math>n_1 = 3360 \text{ rpm}</math></b>				
GKS09 - 3N □□□ □G				29.228	24.99	2367	96					C, D
1G	2G	2G	3G	32.940	22.71	2424	85					C, D
132	100	112	132	35.193	21.58	2460	80					C, D
300	250	250	250	39.662	18.97	2438	71					C, D
				43.146	19.96	2790	65					C, D
				48.625	17.67	2784	58					C, D
				58.456	14.77	2797	48					C, D
				65.879	13.18	2813	43					C, D
				70.982	12.16	2797	39					C, D
				79.996	10.93	2834	35					C, D

For dimensions, see page 6-104 onwards.

# Helical-bevel gearbox selection table

## Gearbox with mounting flange



$M_2 \text{ perm} \leq 3080 \text{ Nm}$				GKS09-3N □□□								
Gearbox	Mounting flange size Motor frame size Flange diameter			i	50 Hz			60 Hz			50 Hz	60 Hz
					$P_1 \text{ perm}$	$M_2 \text{ perm}$	$n_2$	$P_1 \text{ perm}$	$M_2 \text{ perm}$	$n_2$		
				$n_1 = 1400 \text{ rpm}$			$n_1 = 1680 \text{ rpm}$					
				[kW]	[Nm]	[rpm]	[kW]	[Nm]	[rpm]			
GKS09 - 3N □□□ □D				91.860	2.31	1374	15	2.77	1374	18		
	1D	2D	5D	103.524	2.31	1549	14	2.77	1549	16		
	90	80	143/145TC	111.484	2.31	1668	13	2.77	1668	15		
	160	160	Nema	125.641	2.31	1880	11	2.77	1880	13		
				140.921	1.93	1766	9.9	2.32	1766	12		
				158.816	1.93	1990	8.8	2.32	1990	11		
				182.000	2.31	2723	7.7	2.77	2723	9.2		
				205.111	2.31	3069	6.8	2.77	3069	8.2		
				220.882	2.12	3031	6.3	2.54	3031	7.6		
				248.930	1.91	3080	5.6	2.29	3080	6.8		
				279.205	1.68	3031	5.0	2.01	3031	6.0		
				314.659	1.51	3080	4.5	1.81	3080	5.3		
GKS09 - 3N □□□ □E				35.193	6.60	1504	40	7.62	1449	48		
	1E	2E	3E	39.662	6.60	1695	35	7.62	1632	42		
	100	112	90	43.146	6.60	1844	32	7.92	1844	39		
	160	160	200	48.625	6.60	2078	29	7.92	2078	35		
				58.456	6.60	2499	24	7.92	2499	29		
				65.879	6.60	2816	21	7.92	2816	26		
				70.982	6.06	2786	20	7.27	2786	24		
				79.996	5.92	3071	18	7.11	3071	21		
				91.860	4.86	2895	15	5.84	2895	18		
				103.524	4.59	3080	14	5.51	3080	16		
				111.484	4.06	2934	13	4.87	2934	15		
				125.641	3.78	3080	11	4.54	3080	13		
				140.921	3.26	2973	9.9	3.91	2973	12		
				158.816	2.99	3080	8.8	3.59	3080	11		
				182.000	2.57	3031	7.7	3.08	3031	9.2		
				205.111	2.32	3080	6.8	2.78	3080	8.2		
				220.882	2.12	3031	6.3	2.54	3031	7.6		
				248.930	1.91	3080	5.6	2.29	3080	6.8		
				279.205	1.68	3031	5.0	2.01	3031	6.0		
				314.659	1.51	3080	4.5	1.81	3080	5.3		
GKS09 - 3N □□□ □F				16.122	6.60	689	87	7.62	664	104		C, D
	1F	2F	3F	17.536	6.60	750	80	7.62	722	96		C, D
	100	112	90	25.649	6.60	1096	55	7.62	1056	66		C, D
	160	160	200	29.228	6.60	1249	48	7.62	1203	58		C, D
				32.940	6.60	1408	43	7.62	1356	51		C, D
				35.193	6.60	1504	40	7.62	1449	48		C, D
				39.662	6.60	1695	35	7.62	1632	42		C, D
				43.146	6.60	1844	32	7.92	1844	39		C, D
				48.625	6.60	2078	29	7.92	2078	35		C, D
				58.456	6.60	2499	24	7.92	2499	29		C, D
				65.879	6.60	2816	21	7.92	2816	26		C, D
				70.982	6.42	2955	20	7.71	2955	24		C, D
				79.996	5.92	3071	18	7.11	3071	21		C, D
				91.860	5.09	3031	15	6.11	3031	18		C, D
				103.524	4.59	3080	14	5.51	3080	16		C, D
				111.484	4.20	3031	13	5.04	3031	15		C, D
				125.641	3.78	3080	11	4.54	3080	13		C, D
				182.000	2.57	3031	7.7	3.08	3031	9.2		C, D
				205.111	2.32	3080	6.8	2.78	3080	8.2		C, D
				220.882	2.12	3031	6.3	2.54	3031	7.6		C, D
				248.930	1.91	3080	5.6	2.29	3080	6.8		C, D
GKS09 - 3N □□□ □G				12.283	17.59	1400	114	20.33	1348	137		C, D
	1G	2G	3G	13.360	17.59	1523	105	20.33	1466	126		C, D
	132	100	112	16.122	17.24	1801	87	19.92	1734	104		C, D
	300	250	250	17.536	17.24	1958	80	19.92	1886	96		C, D
				19.541	17.59	2227	72	20.33	2145	86		C, D
				22.022	17.59	2510	64	20.33	2417	76		C, D
				25.649	17.22	2862	55	19.90	2756	66		C, D
				29.228	15.39	2914	48	17.78	2806	58		C, D
				32.940	13.98	2984	43	16.16	2873	51		C, D

For dimensions, see page 6-104 onwards.

# Helical-bevel gearbox selection table

## Gearbox with mounting flange

$M_2 \text{ perm} \leq 3080 \text{ Nm}$					GKS09-3N □□□								
Gearbox	Mounting flange size Motor frame size Flange diameter				i	50 Hz			60 Hz			50 Hz	60 Hz
						$P_1 \text{ perm}$	$M_2 \text{ perm}$	$n_2$	$P_1 \text{ perm}$	$M_2 \text{ perm}$	$n_2$		
						[kW]	[Nm]	[rpm]	[kW]	[Nm]	[rpm]		
						<b><math>n_1 = 1400 \text{ rpm}</math></b>			<b><math>n_1 = 1680 \text{ rpm}</math></b>				
GKS09 - 3N □□□ □G					35.193	13.28	3029	40	15.35	2917	48		C, D
1G	2G	2G	3G	5G	39.662	11.68	3002	35	13.50	2891	42		C, D
132	100	112	132	213/215TC	43.146	10.82	3024	32	12.98	3024	39		C, D
300	250	250	250	Nema	48.625	9.58	3017	29	11.49	3017	35		C, D
					58.456	8.00	3031	24	9.60	3031	29		C, D
					65.879	7.14	3048	21	8.57	3048	26		C, D
					70.982	6.59	3031	20	7.91	3031	24		C, D
					79.996	5.92	3071	18	7.11	3071	21		C, D
GKS09 - 3N □□□ □H					12.283	20.30	1615	114	23.45	1555	137		C, D
1H	2H	3H	5H	6H	13.360	20.30	1757	105	23.45	1692	126		C, D
160	180	132	254/256TC	284/286TC	16.122	17.24	1801	87	19.92	1734	104		C, D
350	350	300	Nema	Nema	17.536	17.24	1958	80	19.92	1886	96		C, D
					19.541	20.30	2570	72	23.45	2474	86		C, D
					22.022	18.72	2672	64	21.63	2572	76		C, D
					25.649	17.22	2862	55	19.90	2756	66		C, D
					29.228	15.39	2914	48	17.78	2806	58		C, D
					32.940	13.98	2984	43	16.16	2873	51		C, D
					35.193	13.28	3029	40	15.35	2917	48		C, D
					39.662	11.68	3002	35	13.50	2891	42		C, D
					43.146	10.82	3024	32	12.98	3024	39		C, D
					48.625	9.58	3017	29	11.49	3017	35		C, D
GKS09 - 3N □□□ 1K					12.283	20.30	1615	114	23.45	1555	137		C, D
200					13.360	20.30	1757	105	23.45	1692	126		C, D
400					16.122	17.24	1801	87	19.92	1734	104		C, D
					17.536	17.24	1958	80	19.92	1886	96		C, D
					19.541	20.30	2570	72	23.45	2474	86		C, D
					22.022	18.72	2672	64	21.63	2572	76		C, D
					25.649	17.22	2862	55	19.90	2756	66		C, D
						<b><math>n_1 = 700 \text{ rpm}</math></b>			<b><math>n_1 = 840 \text{ rpm}</math></b>				
GKS09 - 3N □□□ □D					91.860	1.44	1718	7.6	1.73	1718	9.1		
1D	2D	5D			103.524	1.44	1936	6.8	1.73	1936	8.1		
90	80	143/145TC			111.484	1.21	1742	6.3	1.45	1742	7.5		
160	160	Nema			125.641	1.21	1963	5.6	1.45	1963	6.7		
					140.921	0.97	1766	5.0	1.16	1766	6.0		
					158.816	0.97	1990	4.4	1.16	1990	5.3		
					182.000	1.29	3031	3.9	1.54	3031	4.6		
					205.111	1.16	3080	3.4	1.39	3080	4.1		
					220.882	1.06	3031	3.2	1.27	3031	3.8		
					248.930	0.95	3080	2.8	1.15	3080	3.4		
					279.205	0.84	3031	2.5	1.01	3031	3.0		
					314.659	0.76	3080	2.2	0.91	3080	2.7		
GKS09 - 3N □□□ □E					35.193	4.40	2006	20	5.28	2006	24		
1E	1E	2E	3E	4E	39.662	4.40	2260	18	5.28	2260	21		
100	112	90	80	90	43.146	4.40	2459	16	5.28	2459	20		
160	160	160	160	200	48.625	4.40	2771	14	5.28	2771	17		
					58.456	3.53	2674	12	4.24	2674	14		
					65.879	3.53	3013	11	4.24	3013	13		
					70.982	3.03	2786	9.9	3.63	2786	12		
					79.996	2.96	3071	8.8	3.55	3071	11		
					91.860	2.43	2895	7.6	2.92	2895	9.1		
					103.524	2.30	3080	6.8	2.76	3080	8.1		
					111.484	2.03	2934	6.3	2.44	2934	7.5		
					125.641	1.89	3080	5.6	2.27	3080	6.7		
					140.921	1.63	2973	5.0	1.95	2973	6.0		
					158.816	1.50	3080	4.4	1.80	3080	5.3		
					182.000	1.29	3031	3.9	1.54	3031	4.6		
					205.111	1.16	3080	3.4	1.39	3080	4.1		
					220.882	1.06	3031	3.2	1.27	3031	3.8		
					248.930	0.95	3080	2.8	1.15	3080	3.4		
					279.205	0.84	3031	2.5	1.01	3031	3.0		
					314.659	0.76	3080	2.2	0.91	3080	2.7		

For dimensions, see page 6-104 onwards.

# Helical-bevel gearbox selection table

## Gearbox with mounting flange



$M_2 \text{ perm} \leq 3080 \text{ Nm}$				GKS09-3N □□□								
Gearbox	Mounting flange size Motor frame size Flange diameter			i	50 Hz			60 Hz			50 Hz	60 Hz
					$P_1 \text{ perm}$	$M_2 \text{ perm}$	$n_2$	$P_1 \text{ perm}$	$M_2 \text{ perm}$	$n_2$		
					[kW]	[Nm]	[rpm]	[kW]	[Nm]	[rpm]		
					<b><math>n_1 = 700 \text{ rpm}</math></b>			<b><math>n_1 = 840 \text{ rpm}</math></b>				
GKS09 - 3N □□□ □F				16.122	4.40	919	43	5.28	919	52		
	<b>1F</b>	<b>1F</b>	<b>2F</b> <b>3F</b>	17.536	4.40	999	40	5.28	999	48		
	<b>100</b>	<b>112</b>	90 90	25.649	4.40	1462	27	5.28	1462	33		
	<b>160</b>	<b>160</b>	160 200	29.228	4.40	1666	24	5.28	1666	29		
				32.940	4.40	1877	21	5.28	1877	26		
				35.193	4.40	2006	20	5.28	2006	24		
				39.662	4.40	2260	18	5.28	2260	21		
				43.146	4.40	2459	16	5.28	2459	20		
				48.625	4.40	2771	14	5.28	2771	17		
				58.456	3.75	2838	12	4.50	2838	14		
				65.879	3.57	3048	11	4.28	3048	13		
				70.982	3.21	2955	9.9	3.85	2955	12		
				79.996	2.96	3071	8.8	3.55	3071	11		
				91.860	2.55	3031	7.6	3.06	3031	9.1		
				103.524	2.30	3080	6.8	2.76	3080	8.1		
				111.484	2.10	3031	6.3	2.52	3031	7.5		
				125.641	1.89	3080	5.6	2.27	3080	6.7		
				182.000	1.29	3031	3.9	1.54	3031	4.6		
				205.111	1.16	3080	3.4	1.39	3080	4.1		
				220.882	1.06	3031	3.2	1.27	3031	3.8		
				248.930	0.95	3080	2.8	1.15	3080	3.4		
					<b><math>n_1 = 700 \text{ rpm}</math></b>			<b><math>n_1 = 840 \text{ rpm}</math></b>				
GKS09 - 3N □□□ □G				12.283	10.15	1615	57	12.18	1615	68		
	<b>1G</b>	<b>2G</b>	<b>2G</b> <b>3G</b> <b>5G</b>	13.360	10.15	1757	52	12.18	1757	63		
	<b>132</b>	100	112 132 213/215TC	16.122	8.62	1801	43	10.34	1801	52		
	<b>300</b>	250	250 Nema	17.536	8.62	1958	40	10.34	1958	48		
				19.541	10.15	2570	36	12.18	2570	43		
				22.022	9.36	2672	32	11.23	2672	38		
				25.649	8.61	2862	27	10.33	2862	33		
				29.228	7.69	2914	24	9.23	2914	29		
				32.940	6.99	2984	21	8.39	2984	26		
				35.193	6.64	3029	20	7.97	3029	24		
				39.662	5.84	3002	18	7.01	3002	21		
				43.146	5.41	3024	16	6.49	3024	20		
				48.625	4.79	3017	14	5.75	3017	17		
				58.456	4.00	3031	12	4.80	3031	14		
				65.879	3.57	3048	11	4.28	3048	13		
				70.982	3.30	3031	9.9	3.95	3031	12		
				79.996	2.96	3071	8.8	3.55	3071	11		
					<b><math>n_1 = 700 \text{ rpm}</math></b>			<b><math>n_1 = 840 \text{ rpm}</math></b>				
GKS09 - 3N □□□ □H				12.283	10.15	1615	57	12.18	1615	68		
	<b>1H</b>	<b>2H</b>	<b>3H</b> <b>5H</b> <b>6H</b>	13.360	10.15	1757	52	12.18	1757	63		
	<b>160</b>	<b>180</b>	132 254/256TC 284/286TC	16.122	8.62	1801	43	10.34	1801	52		
	<b>350</b>	<b>350</b>	300 Nema Nema	17.536	8.62	1958	40	10.34	1958	48		
				19.541	10.15	2570	36	12.18	2570	43		
				22.022	9.36	2672	32	11.23	2672	38		
				25.649	8.61	2862	27	10.33	2862	33		
				29.228	7.69	2914	24	9.23	2914	29		
				32.940	6.99	2984	21	8.39	2984	26		
				35.193	6.64	3029	20	7.97	3029	24		
				39.662	5.84	3002	18	7.01	3002	21		
				43.146	5.41	3024	16	6.49	3024	20		
				48.625	4.79	3017	14	5.75	3017	17		
					<b><math>n_1 = 700 \text{ rpm}</math></b>			<b><math>n_1 = 840 \text{ rpm}</math></b>				
GKS09 - 3N □□□ <b>1K</b>				12.283	10.15	1615	57	12.18	1615	68		
	<b>200</b>			13.360	10.15	1757	52	12.18	1757	63		
	<b>400</b>			16.122	8.62	1801	43	10.34	1801	52		
				17.536	8.62	1958	40	10.34	1958	48		
				19.541	10.15	2570	36	12.18	2570	43		
				22.022	9.36	2672	32	11.23	2672	38		
				25.649	8.61	2862	27	10.33	2862	33		

For dimensions, see page 6-104 onwards.

# Helical-bevel gearbox selection table

## Gearbox with mounting flange

$M_2 \text{ perm} \leq 3080 \text{ Nm}$				GKS09-4N □□□									
Gearbox	Mounting flange size Motor frame size Flange diameter			i	50 Hz			60 Hz			50 Hz	60 Hz	
					P <sub>1 perm</sub>	M <sub>2 perm</sub>	n <sub>2</sub>	P <sub>1 perm</sub>	M <sub>2 perm</sub>	n <sub>2</sub>			Consultation required for mounting position
				<b>n<sub>1</sub> = 1400 rpm</b>			<b>n<sub>1</sub> = 1680 rpm</b>						
GKS09 - 4N □□□ □B				817.551	0.58	3031	1.7	0.70	3031	2.1			
1B	5B			921.367	0.52	3080	1.5	0.63	3080	1.8			
71	56C			992.209	0.48	3031	1.4	0.58	3031	1.7			
105	Nema			1118.204	0.43	3080	1.3	0.52	3080	1.5			
				1254.197	0.38	3031	1.1	0.46	3031	1.3			
				1413.461	0.34	3080	1.0	0.41	3080	1.2			
GKS09 - 4N □□□ □C				100.551	1.87	1197	14	2.24	1197	17			
1C	2C	3C	4C	5C	6C	7C		2.24	1349	15			
80	71	71	71	56C	63	80		2.24	1468	14			
160	160	105	120	Nema	160	120		2.24	1654	12			
				138.929	1.87	1654	10	2.24	1654	12			
				323.365	1.47	3031	4.3	1.77	3031	5.2			
				364.427	1.32	3071	3.8	1.59	3071	4.6			
				402.234	1.18	3031	3.5	1.42	3031	4.2			
				453.311	1.06	3071	3.1	1.28	3071	3.7			
				520.538	0.91	3031	2.7	1.10	3031	3.2			
				586.638	0.82	3080	2.4	0.99	3080	2.9			
				631.744	0.75	3031	2.2	0.90	3031	2.7			
				711.965	0.68	3080	2.0	0.82	3080	2.4			
				817.551	0.58	3031	1.7	0.70	3031	2.1			
				921.367	0.52	3080	1.5	0.63	3080	1.8			
				992.209	0.48	3031	1.4	0.58	3031	1.7			
				1118.204	0.43	3080	1.3	0.52	3080	1.5			
				1254.197	0.38	3031	1.1	0.46	3031	1.3			
				1413.461	0.34	3080	1.0	0.41	3080	1.2			
GKS09 - 4N □□□ □D				100.551	2.31	1479	14	2.77	1479	17			
1D	2D	5D		113.320	2.31	1666	12	2.77	1666	15			
90	80	143/145TC		123.275	2.31	1813	11	2.77	1813	14			
160	160	Nema		138.929	2.31	2043	10	2.77	2043	12			
				151.012	2.31	2221	9.3	2.77	2221	11			
				170.188	2.31	2503	8.2	2.77	2503	9.9			
				204.596	2.31	3009	6.8	2.77	3009	8.2			
				230.577	2.08	3048	6.1	2.49	3048	7.3			
				248.439	1.92	3031	5.6	2.30	3031	6.8			
				279.986	1.72	3071	5.0	2.07	3071	6.0			
				323.365	1.47	3031	4.3	1.77	3031	5.2			
				364.427	1.32	3071	3.8	1.59	3071	4.6			
				402.234	1.18	3031	3.5	1.42	3031	4.2			
				453.311	1.06	3071	3.1	1.28	3071	3.7			
				520.538	0.91	3031	2.7	1.10	3031	3.2			
				586.638	0.82	3080	2.4	0.99	3080	2.9			
				631.744	0.75	3031	2.2	0.90	3031	2.7			
				711.965	0.68	3080	2.0	0.82	3080	2.4			
				817.551	0.58	3031	1.7	0.70	3031	2.1			
				921.367	0.52	3080	1.5	0.63	3080	1.8			
				992.209	0.48	3031	1.4	0.58	3031	1.7			
				1118.204	0.43	3080	1.3	0.52	3080	1.5			
GKS09 - 4N □□□ □E				100.551	4.73	3029	14	5.68	3029	17			
1E	1E	2E	3E	4E	5E			4.99	3002	15			
100	112	90	80	90	182/184TC			4.62	3024	14			
160	160	160	160	200	Nema			4.09	3017	12			
				151.012	3.14	3024	9.3	3.77	3024	11			
				170.188	2.78	3017	8.2	3.34	3017	9.9			
				204.596	2.33	3031	6.8	2.79	3031	8.2			
				230.577	2.08	3048	6.1	2.49	3048	7.3			
				248.439	1.92	3031	5.6	2.30	3031	6.8			
				279.986	1.72	3071	5.0	2.07	3071	6.0			
				323.365	1.47	3031	4.3	1.77	3031	5.2			
				364.427	1.32	3071	3.8	1.59	3071	4.6			
				402.234	1.18	3031	3.5	1.42	3031	4.2			
				453.311	1.06	3071	3.1	1.28	3071	3.7			

For dimensions, see page 6-104 onwards.



# Helical-bevel gearbox selection table

## Gearbox with mounting flange



$M_2 \text{ perm} \leq 3080 \text{ Nm}$							GKS09-4N □□□								
Gearbox	Mounting flange size Motor frame size Flange diameter						i	50 Hz			60 Hz			50 Hz	60 Hz
								$P_1 \text{ perm}$	$M_2 \text{ perm}$	$n_2$	$P_1 \text{ perm}$	$M_2 \text{ perm}$	$n_2$		
								[kW]	[Nm]	[rpm]	[kW]	[Nm]	[rpm]		
								<b><math>n_1 = 1400 \text{ rpm}</math></b>			<b><math>n_1 = 1680 \text{ rpm}</math></b>				
GKS09 - 4N □□□ □E							520.538	0.91	3031	2.7	1.10	3031	3.2		
1E	1E	2E	3E	4E	5E		586.638	0.82	3080	2.4	0.99	3080	2.9		
100	112	90	80	90	182/184TC		631.744	0.75	3031	2.2	0.90	3031	2.7		
160	160	160	160	200	Nema		711.965	0.68	3080	2.0	0.82	3080	2.4		
GKS09 - 4N □□□ □F							100.551	4.73	3029	14	5.68	3029	17		C, D
1F	1F	2F	3F				113.320	4.16	3002	12	4.99	3002	15		C, D
100	112	90	90				123.275	3.85	3024	11	4.62	3024	14		C, D
160	160	160	200				138.929	3.41	3017	10	4.09	3017	12		C, D
							151.012	3.14	3024	9.3	3.77	3024	11		C, D
							170.188	2.78	3017	8.2	3.34	3017	9.9		C, D
							204.596	2.33	3031	6.8	2.79	3031	8.2		C, D
							230.577	2.08	3048	6.1	2.49	3048	7.3		C, D
							248.439	1.92	3031	5.6	2.30	3031	6.8		C, D
							279.986	1.72	3071	5.0	2.07	3071	6.0		C, D
								<b><math>n_1 = 700 \text{ rpm}</math></b>			<b><math>n_1 = 840 \text{ rpm}</math></b>				
GKS09 - 4N □□□ □B							817.551	0.29	3031	0.9	0.35	3031	1.0		
1B	5B						921.367	0.26	3080	0.8	0.31	3080	0.9		
71	56C						992.209	0.24	3031	0.7	0.29	3031	0.9		
105	Nema						1118.204	0.22	3080	0.6	0.26	3080	0.8		
							1254.197	0.19	3031	0.6	0.23	3031	0.7		
							1413.461	0.17	3080	0.5	0.21	3080	0.6		
GKS09 - 4N □□□ □C							100.551	1.25	1596	7.0	1.50	1596	8.4		
1C	2C	3C	4C	5C	6C	7C	113.320	1.25	1799	6.2	1.50	1799	7.4		
80	71	71	71	56C	63	80	123.275	1.25	1957	5.7	1.50	1957	6.8		
160	160	105	120	Nema	160	120	138.929	1.25	2205	5.0	1.50	2205	6.1		
							323.365	0.74	3031	2.2	0.88	3031	2.6		
							364.427	0.66	3071	1.9	0.79	3071	2.3		
							402.234	0.59	3031	1.7	0.71	3031	2.1		
							453.311	0.53	3071	1.5	0.64	3071	1.9		
							520.538	0.46	3031	1.3	0.55	3031	1.6		
							586.638	0.41	3080	1.2	0.49	3080	1.4		
							631.744	0.38	3031	1.1	0.45	3031	1.3		
							711.965	0.34	3080	1.0	0.41	3080	1.2		
							817.551	0.29	3031	0.9	0.35	3031	1.0		
							921.367	0.26	3080	0.8	0.31	3080	0.9		
							992.209	0.24	3031	0.7	0.29	3031	0.9		
							1118.204	0.22	3080	0.6	0.26	3080	0.8		
							1254.197	0.19	3031	0.6	0.23	3031	0.7		
							1413.461	0.17	3080	0.5	0.21	3080	0.6		
GKS09 - 4N □□□ □D							100.551	1.54	1972	7.0	1.85	1972	8.4		
1D	2D	5D					113.320	1.54	2222	6.2	1.85	2222	7.4		
90	80	143/145TC					123.275	1.54	2417	5.7	1.85	2417	6.8		
160	160	Nema					138.929	1.54	2724	5.0	1.85	2724	6.1		
							151.012	1.54	2961	4.6	1.85	2961	5.6		
							170.188	1.39	3017	4.1	1.67	3017	4.9		
							204.596	1.16	3031	3.4	1.40	3031	4.1		
							230.577	1.04	3048	3.0	1.25	3048	3.6		
							248.439	0.96	3031	2.8	1.15	3031	3.4		
							279.986	0.86	3071	2.5	1.03	3071	3.0		
							323.365	0.74	3031	2.2	0.88	3031	2.6		
							364.427	0.66	3071	1.9	0.79	3071	2.3		
							402.234	0.59	3031	1.7	0.71	3031	2.1		
							453.311	0.53	3071	1.5	0.64	3071	1.9		
							520.538	0.46	3031	1.3	0.55	3031	1.6		
							586.638	0.41	3080	1.2	0.49	3080	1.4		
							631.744	0.38	3031	1.1	0.45	3031	1.3		
							711.965	0.34	3080	1.0	0.41	3080	1.2		
							817.551	0.29	3031	0.9	0.35	3031	1.0		
							921.367	0.26	3080	0.8	0.31	3080	0.9		
							992.209	0.24	3031	0.7	0.29	3031	0.9		
							1118.204	0.22	3080	0.6	0.26	3080	0.8		

For dimensions, see page 6-104 onwards.

# Helical-bevel gearbox selection table


## Gearbox with mounting flange

$M_2 \text{ perm} \leq 3080 \text{ Nm}$						GKS09-4N □□□								
Gearbox	Mounting flange size					i	50 Hz			60 Hz			50 Hz	60 Hz
	Motor frame size						P <sub>1 perm</sub>	M <sub>2 perm</sub>	n <sub>2</sub>	P <sub>1 perm</sub>	M <sub>2 perm</sub>	n <sub>2</sub>		
	Flange diameter						[kW]	[Nm]	[rpm]	[kW]	[Nm]	[rpm]		
							<b>n<sub>1</sub> = 700 rpm</b>			<b>n<sub>1</sub> = 840 rpm</b>				
GKS09 - 4N □□□ □E						100.551	2.36	3029	7.0	2.84	3029	8.4		
1E	1E	2E	3E	4E	5E	113.320	2.08	3002	6.2	2.50	3002	7.4		
100	112	90	80	90	182/184TC	123.275	1.93	3024	5.7	2.31	3024	6.8		
160	160	160	160	200	Nema	138.929	1.70	3017	5.0	2.05	3017	6.1		
						151.012	1.57	3024	4.6	1.89	3024	5.6		
						170.188	1.39	3017	4.1	1.67	3017	4.9		
						204.596	1.16	3031	3.4	1.40	3031	4.1		
						230.577	1.04	3048	3.0	1.25	3048	3.6		
						248.439	0.96	3031	2.8	1.15	3031	3.4		
						279.986	0.86	3071	2.5	1.03	3071	3.0		
						323.365	0.74	3031	2.2	0.88	3031	2.6		
						364.427	0.66	3071	1.9	0.79	3071	2.3		
						402.234	0.59	3031	1.7	0.71	3031	2.1		
						453.311	0.53	3071	1.5	0.64	3071	1.9		
						520.538	0.46	3031	1.3	0.55	3031	1.6		
						586.638	0.41	3080	1.2	0.49	3080	1.4		
						631.744	0.38	3031	1.1	0.45	3031	1.3		
						711.965	0.34	3080	1.0	0.41	3080	1.2		
GKS09 - 4N □□□ □F						100.551	2.36	3029	7.0	2.84	3029	8.4		
1F	1F	2F	3F			113.320	2.08	3002	6.2	2.50	3002	7.4		
100	112	90	90			123.275	1.93	3024	5.7	2.31	3024	6.8		
160	160	160	200			138.929	1.70	3017	5.0	2.05	3017	6.1		
						151.012	1.57	3024	4.6	1.89	3024	5.6		
						170.188	1.39	3017	4.1	1.67	3017	4.9		
						204.596	1.16	3031	3.4	1.40	3031	4.1		
						230.577	1.04	3048	3.0	1.25	3048	3.6		
						248.439	0.96	3031	2.8	1.15	3031	3.4		
						279.986	0.86	3071	2.5	1.03	3071	3.0		

For dimensions, see page 6-104 onwards.

# Helical-bevel gearbox selection table

## Gearbox with mounting flange



$M_2 \text{ perm} \leq 6072 \text{ Nm}$						GKS11-3N □□□								
Gearbox	Mounting flange size					i	50 Hz			60 Hz			50 Hz	60 Hz
	Motor frame size						P <sub>1 perm</sub>	M <sub>2 perm</sub>	n <sub>2</sub>	P <sub>1 perm</sub>	M <sub>2 perm</sub>	n <sub>2</sub>		
	Flange diameter						[kW]	[Nm]	[rpm]	[kW]	[Nm]	[rpm]		
						<b>n<sub>1</sub> = 2800 rpm</b>			<b>n<sub>1</sub> = 3360 rpm</b>					
GKS11 - 3N □□□ □E						91.737	10.90	3239	31	10.90	2699	37		C, D
	<b>1E</b>	<b>1E</b>	2E	3E	4E 5E	103.365	10.90	3649	27	10.90	3041	33		C, D
	<b>100</b>	<b>112</b>	90	80	90 182/184TC	111.335	9.87	3559	25	10.10	3034	30		C, D
	<b>160</b>	<b>160</b>	160	160	200 Nema	125.448	9.87	4010	22	10.10	3419	27		C, D
						140.732	7.92	3609	20	8.10	3078	24		C, D
						158.571	7.92	4067	18	8.10	3468	21		C, D
						186.572	9.89	5975	15	10.12	5095	18		C, D
						210.222	8.65	5892	13	8.85	5024	16		C, D
						226.431	8.15	5975	12	8.33	5095	15		C, D
						255.133	7.13	5892	11	7.29	5024	13		C, D
						286.219	6.44	5975	9.8	6.59	5095	12		C, D
						322.500	5.64	5892	8.7	5.77	5024	10		C, D
						<b>n<sub>1</sub> = 1400 rpm</b>			<b>n<sub>1</sub> = 1680 rpm</b>					
GKS11 - 3N □□□ □F						35.741	10.72	1241	78					C, D
	<b>1F</b>	<b>1F</b>	2F	3F		40.272	10.72	1398	70					C, D
	<b>100</b>	<b>112</b>	90	90		57.683	12.17	2275	49					C, D
	<b>160</b>	<b>160</b>	160	200		64.995	12.17	2564	43					C, D
						70.887	12.17	2796	40					C, D
						79.873	12.17	3150	35					C, D
						91.737	11.62	3454	31					C, D
						103.365	11.62	3892	27					C, D
						111.335	10.52	3793	25					C, D
						125.448	10.52	4274	22					C, D
						140.732	8.43	3845	20					C, D
						158.571	8.43	4332	18					C, D
						186.572	9.89	5975	15					C, D
						210.222	8.65	5892	13					C, D
						226.431	8.15	5975	12					C, D
						255.133	7.13	5892	11					C, D
						286.219	6.44	5975	9.8					C, D
						322.500	5.64	5892	8.7					C, D
						<b>n<sub>1</sub> = 1400 rpm</b>			<b>n<sub>1</sub> = 1680 rpm</b>					
GKS11 - 3N □□□ □G						28.021	28.57	2594	100					C, D
	<b>1G</b>	2G	2G	3G	5G	31.573	28.57	2923	89					C, D
	<b>132</b>	100	112	132 213/215TC		35.741	28.57	3309	78					C, D
	<b>300</b>	250	250	250 Nema		40.272	28.57	3728	70					C, D
						43.783	32.47	4605	64					C, D
						49.333	32.47	5189	57					C, D
						57.683	29.49	5511	49					C, D
						64.995	26.26	5529	43					C, D
						70.887	24.00	5512	40					C, D
						79.873	21.51	5566	35					C, D
						91.737	18.55	5513	31					C, D
						103.365	16.73	5603	27					C, D
						111.335	16.57	5975	25					C, D
						125.448	14.94	6072	22					C, D
						186.572	9.89	5975	15					C, D
						210.222	8.65	5892	13					C, D
						226.431	8.15	5975	12					C, D
						255.133	7.13	5892	11					C, D
						<b>n<sub>1</sub> = 1400 rpm</b>			<b>n<sub>1</sub> = 1680 rpm</b>					
GKS11 - 3N □□□ □E						91.737	5.90	3510	15	7.09	3510	18		
	<b>1E</b>	<b>1E</b>	2E	3E	4E 5E	103.365	5.90	3955	14	7.09	3955	16		
	<b>100</b>	<b>112</b>	90	80	90 182/184TC	111.335	4.93	3559	13	5.92	3559	15		
	<b>160</b>	<b>160</b>	160	160	200 Nema	125.448	4.93	4010	11	5.92	4010	13		
						140.732	3.96	3609	10.0	4.75	3609	12		
						158.571	3.96	4067	8.8	4.75	4067	11		
						186.572	4.94	5975	7.5	5.93	5975	9.0		
						210.222	4.33	5892	6.7	5.19	5892	8.0		
						226.431	4.07	5975	6.2	4.89	5975	7.4		
						255.133	3.56	5892	5.5	4.28	5892	6.6		
						286.219	3.22	5975	4.9	3.87	5975	5.9		
						322.500	2.82	5892	4.3	3.38	5892	5.2		

For dimensions, see page 6-104 onwards.

# Helical-bevel gearbox selection table

## Gearbox with mounting flange

$M_2 \text{ perm} \leq 6072 \text{ Nm}$				GKS11-3N □□□								
Gearbox	Mounting flange size Motor frame size Flange diameter			i	50 Hz			60 Hz			50 Hz	60 Hz
					P <sub>1 perm</sub>	M <sub>2 perm</sub>	n <sub>2</sub>	P <sub>1 perm</sub>	M <sub>2 perm</sub>	n <sub>2</sub>		
					[kW]	[Nm]	[rpm]	[kW]	[Nm]	[rpm]		
					<b>n<sub>1</sub> = 1400 rpm</b>			<b>n<sub>1</sub> = 1680 rpm</b>				
GKS11 - 3N □□□ □F				35.741	6.60	1528	39	7.62	1471	47		C, D
	<b>1F</b>	<b>1F</b>	<b>2F</b> <b>3F</b>	40.272	6.60	1721	35	7.62	1658	42		C, D
	<b>100</b>	<b>112</b>	90 90	57.683	6.60	2466	24	7.92	2466	29		C, D
	<b>160</b>	<b>160</b>	160 200	64.995	6.60	2778	22	7.92	2778	26		C, D
				70.887	6.60	3030	20	7.92	3030	24		C, D
				79.873	6.60	3414	18	7.92	3414	21		C, D
				91.737	6.30	3743	15	7.56	3743	18		C, D
				103.365	6.30	4218	14	7.56	4218	16		C, D
				111.335	5.26	3793	13	6.31	3793	15		C, D
				125.448	5.26	4274	11	6.31	4274	13		C, D
				140.732	4.22	3845	10.0	5.06	3845	12		C, D
				158.571	4.22	4332	8.8	5.06	4332	11		C, D
				186.572	4.94	5975	7.5	5.93	5975	9.0		C, D
				210.222	4.33	5892	6.7	5.19	5892	8.0		C, D
				226.431	4.07	5975	6.2	4.89	5975	7.4		C, D
				255.133	3.56	5892	5.5	4.28	5892	6.6		C, D
				286.219	3.22	5975	4.9	3.87	5975	5.9		C, D
				322.500	2.82	5892	4.3	3.38	5892	5.2		C, D
GKS11 - 3N □□□ □G				28.021	17.59	3194	50	20.33	3076	60		C, D
	<b>1G</b>	<b>2G</b>	<b>2G</b> <b>3G</b> <b>5G</b>	31.573	17.59	3599	44	20.33	3465	53		C, D
	<b>132</b>	100	112 132 213/215TC	35.741	17.59	4074	39	20.33	3923	47		C, D
	<b>300</b>	250	250 Nema	40.272	17.59	4590	35	20.33	4420	42		C, D
				43.783	17.59	4991	32	21.11	4991	38		C, D
				49.333	17.59	5623	28	21.11	5623	34		C, D
				57.683	15.98	5972	24	19.17	5972	29		C, D
				64.995	14.23	5992	22	17.07	5992	26		C, D
				70.887	13.00	5973	20	15.61	5973	24		C, D
				79.873	11.66	6032	18	13.99	6032	21		C, D
				91.737	10.05	5975	15	12.06	5975	18		C, D
				103.365	9.07	6072	14	10.88	6072	16		C, D
				111.335	8.28	5975	13	9.94	5975	15		C, D
				125.448	7.47	6072	11	8.96	6072	13		C, D
				186.572	4.94	5975	7.5	5.93	5975	9.0		C, D
				210.222	4.33	5892	6.7	5.19	5892	8.0		C, D
				226.431	4.07	5975	6.2	4.89	5975	7.4		C, D
				255.133	3.56	5892	5.5	4.28	5892	6.6		C, D
GKS11 - 3N □□□ □H				12.094	35.35	2770	116	40.85	2668	139		C, D
	<b>1H</b>	<b>2H</b>	<b>3H</b> <b>5H</b> <b>6H</b>	13.154	35.35	3013	106	40.85	2901	128		C, D
	<b>160</b>	<b>180</b>	132 254/256TC 284/286TC	15.874	30.04	3089	88	34.71	2975	106		C, D
	<b>350</b>	<b>350</b>	300 Nema Nema	17.265	30.04	3360	81	34.71	3236	97		C, D
				19.515	35.35	4470	72	40.85	4304	86		C, D
				21.989	34.28	4884	64	39.61	4703	76		C, D
				25.615	30.04	4985	55	34.71	4800	66		C, D
				28.021	28.43	5163	50	32.86	4971	60		C, D
				31.573	26.99	5521	44	31.18	5316	53		C, D
				35.741	24.42	5655	39	28.22	5445	47		C, D
				40.272	22.49	5869	35	25.99	5651	42		C, D
				43.783	20.44	5800	32	24.53	5800	38		C, D
				49.333	18.53	5923	28	22.24	5923	34		C, D
				57.683	15.98	5972	24	19.17	5972	29		C, D
				64.995	14.23	5992	22	17.07	5992	26		C, D
				70.887	13.00	5973	20	15.61	5973	24		C, D
				79.873	11.66	6032	18	13.99	6032	21		C, D
GKS11 - 3N □□□ □K				12.094	35.35	2770	116	40.85	2668	139		C, D
	<b>1K</b>	<b>2K</b>		13.154	35.35	3013	106	40.85	2901	128		C, D
	<b>200</b>	<b>225</b>		15.874	30.04	3089	88	34.71	2975	106		C, D
	<b>400</b>	<b>450</b>		17.265	30.04	3360	81	34.71	3236	97		C, D
				19.515	35.35	4470	72	40.85	4304	86		C, D
				21.989	34.28	4884	64	39.61	4703	76		C, D
				25.615	30.04	4985	55	34.71	4800	66		C, D
				28.021	28.43	5163	50	32.86	4971	60		C, D

For dimensions, see page 6-104 onwards.

# Helical-bevel gearbox selection table

## Gearbox with mounting flange



$M_2 \text{ perm} \leq 6072 \text{ Nm}$				GKS11-3N □□□								
Gearbox	Mounting flange size Motor frame size Flange diameter			i	50 Hz			60 Hz			50 Hz	60 Hz
					$P_1 \text{ perm}$	$M_2 \text{ perm}$	$n_2$	$P_1 \text{ perm}$	$M_2 \text{ perm}$	$n_2$		
					[kW]	[Nm]	[rpm]	[kW]	[Nm]	[rpm]		
					<b><math>n_1 = 1400 \text{ rpm}</math></b>			<b><math>n_1 = 1680 \text{ rpm}</math></b>				
GKS11 - 3N □□□ □K				31.573	26.99	5521	44	31.18	5316	53		C, D
1K 2K				35.741	24.42	5655	39	28.22	5445	47		C, D
200 225				40.272	22.49	5869	35	25.99	5651	42		C, D
400 450				43.783	20.44	5800	32	24.53	5800	38		C, D
				49.333	18.53	5923	28	22.24	5923	34		C, D
					<b><math>n_1 = 700 \text{ rpm}</math></b>			<b><math>n_1 = 840 \text{ rpm}</math></b>				
GKS11 - 3N □□□ □E				91.737	2.95	3510	7.6	3.54	3510	9.2		
1E 1E 2E 3E 4E 5E				103.365	2.95	3955	6.8	3.54	3955	8.1		
100 112 90 80 90 182/184TC				111.335	2.47	3559	6.3	2.96	3559	7.5		
160 160 160 160 200 Nema				125.448	2.47	4010	5.6	2.96	4010	6.7		
				140.732	1.98	3609	5.0	2.37	3609	6.0		
				158.571	1.98	4067	4.4	2.37	4067	5.3		
				186.572	2.47	5975	3.8	2.97	5975	4.5		
				210.222	2.16	5892	3.3	2.60	5892	4.0		
				226.431	2.04	5975	3.1	2.44	5975	3.7		
				255.133	1.78	5892	2.7	2.14	5892	3.3		
				286.219	1.61	5975	2.5	1.93	5975	2.9		
				322.500	1.41	5892	2.2	1.69	5892	2.6		
GKS11 - 3N □□□ □F				35.741	4.40	2037	20	5.28	2037	24		
1F 1F 2F 3F				40.272	4.40	2295	17	5.28	2295	21		
100 112 90 90				57.683	4.40	3287	12	5.28	3287	15		
160 160 160 200				64.995	4.40	3704	11	5.28	3704	13		
				70.887	3.92	3600	9.9	4.70	3600	12		
				79.873	3.92	4057	8.8	4.70	4057	11		
				91.737	3.15	3743	7.6	3.78	3743	9.2		
				103.365	3.15	4218	6.8	3.78	4218	8.1		
				111.335	2.63	3793	6.3	3.16	3793	7.5		
				125.448	2.63	4274	5.6	3.16	4274	6.7		
				140.732	2.11	3845	5.0	2.53	3845	6.0		
				158.571	2.11	4332	4.4	2.53	4332	5.3		
				186.572	2.47	5975	3.8	2.97	5975	4.5		
				210.222	2.16	5892	3.3	2.60	5892	4.0		
				226.431	2.04	5975	3.1	2.44	5975	3.7		
				255.133	1.78	5892	2.7	2.14	5892	3.3		
				286.219	1.61	5975	2.5	1.93	5975	2.9		
				322.500	1.41	5892	2.2	1.69	5892	2.6		
GKS11 - 3N □□□ □G				28.021	11.73	4259	25	14.07	4259	30		
1G 2G 2G 3G 5G				31.573	11.73	4798	22	14.07	4798	27		
132 100 112 132 213/215TC				35.741	11.73	5432	20	14.07	5432	24		
300 250 250 250 Nema				40.272	11.25	5869	17	13.50	5869	21		
				43.783	10.22	5800	16	12.27	5800	19		
				49.333	9.26	5923	14	11.12	5923	17		
				57.683	7.99	5972	12	9.59	5972	15		
				64.995	7.11	5992	11	8.54	5992	13		
				70.887	6.50	5973	9.9	7.80	5973	12		
				79.873	5.83	6032	8.8	6.99	6032	11		
				91.737	5.03	5975	7.6	6.03	5975	9.2		
				103.365	4.53	6072	6.8	5.44	6072	8.1		
				111.335	4.14	5975	6.3	4.97	5975	7.5		
				125.448	3.74	6072	5.6	4.48	6072	6.7		
				186.572	2.47	5975	3.8	2.97	5975	4.5		
				210.222	2.16	5892	3.3	2.60	5892	4.0		
				226.431	2.04	5975	3.1	2.44	5975	3.7		
				255.133	1.78	5892	2.7	2.14	5892	3.3		
GKS11 - 3N □□□ □H				12.094	17.68	2770	58	21.21	2770	70		
1H 2H 3H 5H 6H				13.154	17.68	3013	53	21.21	3013	64		
160 180 132 254/256TC 284/286TC				15.874	15.02	3089	44	18.02	3089	53		
350 350 300 Nema Nema				17.265	15.02	3360	41	18.02	3360	49		
				19.515	17.68	4470	36	21.21	4470	43		
				21.989	17.14	4884	32	20.57	4884	38		

For dimensions, see page 6-104 onwards.

# Helical-bevel gearbox selection table

## Gearbox with mounting flange

$M_2 \text{ perm} \leq 6072 \text{ Nm}$					GKS11-3N □□□								
Gearbox	Mounting flange size Motor frame size Flange diameter				i	50 Hz			60 Hz			50 Hz	60 Hz
						$P_1 \text{ perm}$	$M_2 \text{ perm}$	$n_2$	$P_1 \text{ perm}$	$M_2 \text{ perm}$	$n_2$	Consultation required for mounting position	
						[kW]	[Nm]	[rpm]	[kW]	[Nm]	[rpm]		
						<b><math>n_1 = 700 \text{ rpm}</math></b>			<b><math>n_1 = 840 \text{ rpm}</math></b>				
GKS11 - 3N □□□ □H					25.615	15.02	4985	27	18.02	4985	33		
1H 2H 3H 5H 6H					28.021	14.22	5163	25	17.06	5163	30		
160 180 132 254/256TC 284/286TC					31.573	13.49	5521	22	16.19	5521	27		
350 350 300 Nema Nema					35.741	12.21	5655	20	14.65	5655	24		
					40.272	11.25	5869	17	13.50	5869	21		
					43.783	10.22	5800	16	12.27	5800	19		
					49.333	9.26	5923	14	11.12	5923	17		
					57.683	7.99	5972	12	9.59	5972	15		
					64.995	7.11	5992	11	8.54	5992	13		
					70.887	6.50	5973	9.9	7.80	5973	12		
					79.873	5.83	6032	8.8	6.99	6032	11		
GKS11 - 3N □□□ □K					12.094	17.68	2770	58	21.21	2770	70		
1K 2K					13.154	17.68	3013	53	21.21	3013	64		
200 225					15.874	15.02	3089	44	18.02	3089	53		
400 450					17.265	15.02	3360	41	18.02	3360	49		
					19.515	17.68	4470	36	21.21	4470	43		
					21.989	17.14	4884	32	20.57	4884	38		
					25.615	15.02	4985	27	18.02	4985	33		
					28.021	14.22	5163	25	17.06	5163	30		
					31.573	13.49	5521	22	16.19	5521	27		
					35.741	12.21	5655	20	14.65	5655	24		
					40.272	11.25	5869	17	13.50	5869	21		
					43.783	10.22	5800	16	12.27	5800	19		
					49.333	9.26	5923	14	11.12	5923	17		

For dimensions, see page 6-104 onwards.

# Helical-bevel gearbox selection table

## Gearbox with mounting flange



$M_2 \text{ perm} \leq 6072 \text{ Nm}$								GKS11-4N □□□								
Gearbox	Mounting flange size							i	50 Hz			60 Hz			50 Hz	60 Hz
	Motor frame size								P <sub>1 perm</sub>	M <sub>2 perm</sub>	n <sub>2</sub>	P <sub>1 perm</sub>	M <sub>2 perm</sub>	n <sub>2</sub>		
Flange diameter							[kW]	[Nm]							[rpm]	[kW]
								<b>n<sub>1</sub> = 1400 rpm</b>			<b>n<sub>1</sub> = 1680 rpm</b>					
GKS11 - 4N □□□ □C								816.455	1.15	5975	1.7	1.38	5975	2.1		
1C	2C	3C	4C	5C	6C	7C	919.949	1.04	6072	1.5	1.24	6072	1.8			
80	71	71	71	56C	63	80	990.879	0.95	5975	1.4	1.14	5975	1.7			
160	160	105	120	Nema	160	120	1116.484	0.85	6072	1.3	1.02	6072	1.5			
							1252.516	0.75	5975	1.1	0.90	5975	1.3			
							1411.286	0.68	6072	1.0	0.81	6072	1.2			
GKS11 - 4N □□□ □D							102.119	2.31	1502	14	2.77	1502	17			
1D	2D	5D					115.063	2.31	1692	12	2.77	1692	15			
90	80	143/145TC					125.095	2.31	1840	11	2.77	1840	13			
160	160	Nema					140.952	2.31	2073	9.9	2.77	2073	12			
							322.931	2.31	4749	4.3	2.77	4749	5.2			
							363.866	2.31	5351	3.9	2.77	5351	4.6			
							395.787	2.31	5820	3.5	2.77	5820	4.2			
							445.958	2.12	6032	3.1	2.55	6032	3.8			
							512.196	1.83	5975	2.7	2.20	5975	3.3			
							577.122	1.65	6072	2.4	1.98	6072	2.9			
							621.619	1.51	5975	2.3	1.81	5975	2.7			
							700.416	1.36	6072	2.0	1.63	6072	2.4			
							816.455	1.15	5975	1.7	1.38	5975	2.1			
							919.949	1.04	6072	1.5	1.24	6072	1.8			
							990.879	0.95	5975	1.4	1.14	5975	1.7			
							1116.484	0.85	6072	1.3	1.02	6072	1.5			
							1252.516	0.75	5975	1.1	0.90	5975	1.3			
							1411.286	0.68	6072	1.0	0.81	6072	1.2			
GKS11 - 4N □□□ □E							102.119	6.60	4291	14	7.92	4291	17			
1E	1E	2E	3E	4E	5E		115.063	6.60	4835	12	7.92	4835	15			
100	112	90	80	90	182/184TC		125.095	6.60	5256	11	7.92	5256	13			
160	160	160	160	200	Nema		140.952	6.60	5922	9.9	7.92	5922	12			
							153.242	5.94	5800	9.1	7.13	5800	11			
							172.667	5.39	5923	8.1	6.46	5923	9.7			
							201.890	4.64	5972	6.9	5.57	5972	8.3			
							227.481	4.14	5992	6.2	4.96	5992	7.4			
							248.106	3.78	5973	5.6	4.54	5973	6.8			
							279.556	3.39	6032	5.0	4.07	6032	6.0			
							322.931	2.90	5973	4.3	3.48	5973	5.2			
							363.866	2.60	6032	3.9	3.12	6032	4.6			
							395.787	2.37	5973	3.5	2.84	5973	4.2			
							445.958	2.12	6032	3.1	2.55	6032	3.8			
							512.196	1.83	5975	2.7	2.20	5975	3.3			
							577.122	1.65	6072	2.4	1.98	6072	2.9			
							621.619	1.51	5975	2.3	1.81	5975	2.7			
							700.416	1.36	6072	2.0	1.63	6072	2.4			
							816.455	1.15	5975	1.7	1.38	5975	2.1			
							919.949	1.04	6072	1.5	1.24	6072	1.8			
							990.879	0.95	5975	1.4	1.14	5975	1.7			
							1116.484	0.85	6072	1.3	1.02	6072	1.5			
GKS11 - 4N □□□ □F							102.119	6.60	4291	14	7.92	4291	17	C, D		
1F	1F	2F	3F				115.063	6.60	4835	12	7.92	4835	15	C, D		
100	112	90	90				125.095	6.60	5256	11	7.92	5256	13	C, D		
160	160	160	200				140.952	6.60	5922	9.9	7.92	5922	12	C, D		
							153.242	5.94	5800	9.1	7.13	5800	11	C, D		
							172.667	5.39	5923	8.1	6.46	5923	9.7	C, D		
							201.890	4.64	5972	6.9	5.57	5972	8.3	C, D		
							227.481	4.14	5992	6.2	4.96	5992	7.4	C, D		
							248.106	3.78	5973	5.6	4.54	5973	6.8	C, D		
							279.556	3.39	6032	5.0	4.07	6032	6.0	C, D		
							322.931	2.90	5973	4.3	3.48	5973	5.2	C, D		
							363.866	2.60	6032	3.9	3.12	6032	4.6	C, D		
							395.787	2.37	5973	3.5	2.84	5973	4.2	C, D		
							445.958	2.12	6032	3.1	2.55	6032	3.8	C, D		

For dimensions, see page 6-104 onwards.

# Helical-bevel gearbox selection table

## Gearbox with mounting flange

$M_2 \text{ perm} \leq 6072 \text{ Nm}$					GKS11-4N □□□								
Gearbox	Mounting flange size Motor frame size Flange diameter				i	50 Hz			60 Hz			50 Hz	60 Hz
						$P_1 \text{ perm}$	$M_2 \text{ perm}$	$n_2$	$P_1 \text{ perm}$	$M_2 \text{ perm}$	$n_2$		
						[kW]	[Nm]	[rpm]	[kW]	[Nm]	[rpm]		
					<b><math>n_1 = 1400 \text{ rpm}</math></b>			<b><math>n_1 = 1680 \text{ rpm}</math></b>					
GKS11 - 4N □□□ □F					512.196	1.83	5975	2.7	2.20	5975	3.3		C, D
1F	1F	2F	3F		577.122	1.65	6072	2.4	1.98	6072	2.9		C, D
100	112	90	90		621.619	1.51	5975	2.3	1.81	5975	2.7		C, D
160	160	160	200		700.416	1.36	6072	2.0	1.63	6072	2.4		C, D
GKS11 - 4N □□□ □G					102.119	8.69	5655	14	10.43	5655	17		C, D
1G	2G	2G	3G	5G	115.063	8.01	5869	12	9.61	5869	15		C, D
132	100	112	132	213/215TC	125.095	7.28	5800	11	8.74	5800	13		C, D
300	250	250	250	Nema	140.952	6.60	5923	9.9	7.92	5923	12		C, D
					153.242	5.94	5800	9.1	7.13	5800	11		C, D
					172.667	5.39	5923	8.1	6.46	5923	9.7		C, D
					201.890	4.64	5972	6.9	5.57	5972	8.3		C, D
					227.481	4.14	5992	6.2	4.96	5992	7.4		C, D
					248.106	3.78	5973	5.6	4.54	5973	6.8		C, D
					279.556	3.39	6032	5.0	4.07	6032	6.0		C, D
					<b><math>n_1 = 700 \text{ rpm}</math></b>			<b><math>n_1 = 840 \text{ rpm}</math></b>					
GKS11 - 4N □□□ □C					816.455	0.57	5975	0.9	0.69	5975	1.0		
1C	2C	3C	4C	5C	919.949	0.52	6072	0.8	0.62	6072	0.9		
80	71	71	71	56C	990.879	0.47	5975	0.7	0.57	5975	0.9		
160	160	105	120	Nema	1116.484	0.43	6072	0.6	0.51	6072	0.8		
					1252.516	0.37	5975	0.6	0.45	5975	0.7		
					1411.286	0.34	6072	0.5	0.41	6072	0.6		
GKS11 - 4N □□□ □D					102.119	1.54	2002	6.9	1.85	2002	8.2		
1D	2D	5D			115.063	1.54	2256	6.1	1.85	2256	7.3		
90	80	143/145TC			125.095	1.54	2453	5.6	1.85	2453	6.7		
160	160	Nema			140.952	1.54	2764	5.0	1.85	2764	6.0		
					322.931	1.45	5973	2.2	1.74	5973	2.6		
					363.866	1.30	6032	1.9	1.56	6032	2.3		
					395.787	1.18	5973	1.8	1.42	5973	2.1		
					445.958	1.06	6032	1.6	1.27	6032	1.9		
					512.196	0.92	5975	1.4	1.10	5975	1.6		
					577.122	0.83	6072	1.2	0.99	6072	1.5		
					621.619	0.75	5975	1.1	0.91	5975	1.4		
					700.416	0.68	6072	1.0	0.82	6072	1.2		
					816.455	0.57	5975	0.9	0.69	5975	1.0		
					919.949	0.52	6072	0.8	0.62	6072	0.9		
					990.879	0.47	5975	0.7	0.57	5975	0.9		
					1116.484	0.43	6072	0.6	0.51	6072	0.8		
					1252.516	0.37	5975	0.6	0.45	5975	0.7		
					1411.286	0.34	6072	0.5	0.41	6072	0.6		
GKS11 - 4N □□□ □E					102.119	3.97	5160	6.9	4.76	5160	8.2		
1E	1E	2E	3E	4E	115.063	3.97	5814	6.1	4.76	5814	7.3		
100	112	90	80	90	125.095	3.64	5800	5.6	4.37	5800	6.7		
160	160	160	160	200	140.952	3.30	5923	5.0	3.96	5923	6.0		
					153.242	2.97	5800	4.6	3.57	5800	5.5		
					172.667	2.69	5923	4.1	3.23	5923	4.9		
					201.890	2.32	5972	3.5	2.79	5972	4.2		
					227.481	2.07	5992	3.1	2.48	5992	3.7		
					248.106	1.89	5973	2.8	2.27	5973	3.4		
					279.556	1.69	6032	2.5	2.03	6032	3.0		
					322.931	1.45	5973	2.2	1.74	5973	2.6		
					363.866	1.30	6032	1.9	1.56	6032	2.3		
					395.787	1.18	5973	1.8	1.42	5973	2.1		
					445.958	1.06	6032	1.6	1.27	6032	1.9		
					512.196	0.92	5975	1.4	1.10	5975	1.6		
					577.122	0.83	6072	1.2	0.99	6072	1.5		
					621.619	0.75	5975	1.1	0.91	5975	1.4		
					700.416	0.68	6072	1.0	0.82	6072	1.2		
					816.455	0.57	5975	0.9	0.69	5975	1.0		
					919.949	0.52	6072	0.8	0.62	6072	0.9		
					990.879	0.47	5975	0.7	0.57	5975	0.9		
					1116.484	0.43	6072	0.6	0.51	6072	0.8		

For dimensions, see page 6-104 onwards.



# Helical-bevel gearbox selection table

## Gearbox with mounting flange



$M_2 \text{ perm} \leq 6072 \text{ Nm}$				GKS11-4N □□□								
Gearbox	Mounting flange size Motor frame size Flange diameter			i	50 Hz			60 Hz			50 Hz	60 Hz
					P <sub>1 perm</sub>	M <sub>2 perm</sub>	n <sub>2</sub>	P <sub>1 perm</sub>	M <sub>2 perm</sub>	n <sub>2</sub>		
					[kW]	[Nm]	[rpm]	[kW]	[Nm]	[rpm]		
					<b>n<sub>1</sub> = 700 rpm</b>			<b>n<sub>1</sub> = 840 rpm</b>				
GKS11 - 4N □□□ □F				102.119	4.15	5400	6.9	4.98	5400	8.2		
1F	1F	2F	3F	115.063	4.00	5869	6.1	4.80	5869	7.3		
100	112	90	90	125.095	3.64	5800	5.6	4.37	5800	6.7		
160	160	160	200	140.952	3.30	5923	5.0	3.96	5923	6.0		
				153.242	2.97	5800	4.6	3.57	5800	5.5		
				172.667	2.69	5923	4.1	3.23	5923	4.9		
				201.890	2.32	5972	3.5	2.79	5972	4.2		
				227.481	2.07	5992	3.1	2.48	5992	3.7		
				248.106	1.89	5973	2.8	2.27	5973	3.4		
				279.556	1.69	6032	2.5	2.03	6032	3.0		
				322.931	1.45	5973	2.2	1.74	5973	2.6		
				363.866	1.30	6032	1.9	1.56	6032	2.3		
				395.787	1.18	5973	1.8	1.42	5973	2.1		
				445.958	1.06	6032	1.6	1.27	6032	1.9		
				512.196	0.92	5975	1.4	1.10	5975	1.6		
				577.122	0.83	6072	1.2	0.99	6072	1.5		
				621.619	0.75	5975	1.1	0.91	5975	1.4		
				700.416	0.68	6072	1.0	0.82	6072	1.2		
					<b>n<sub>1</sub> = 700 rpm</b>			<b>n<sub>1</sub> = 840 rpm</b>				
GKS11 - 4N □□□ □G				102.119	4.35	5655	6.9	5.22	5655	8.2		
1G	2G	2G	3G	115.063	4.00	5869	6.1	4.80	5869	7.3		
132	100	112	132	125.095	3.64	5800	5.6	4.37	5800	6.7		
300	250	250	250	140.952	3.30	5923	5.0	3.96	5923	6.0		
				153.242	2.97	5800	4.6	3.57	5800	5.5		
				172.667	2.69	5923	4.1	3.23	5923	4.9		
				201.890	2.32	5972	3.5	2.79	5972	4.2		
				227.481	2.07	5992	3.1	2.48	5992	3.7		
				248.106	1.89	5973	2.8	2.27	5973	3.4		
				279.556	1.69	6032	2.5	2.03	6032	3.0		

For dimensions, see page 6-104 onwards.

# Helical-bevel gearbox selection table

## Gearbox with mounting flange

$M_2 \text{ perm} \leq 11784 \text{ Nm}$					GKS14-3N □□□								
Gearbox	Mounting flange size				i	50 Hz			60 Hz			50 Hz	60 Hz
	Motor frame size					P <sub>1 perm</sub>	M <sub>2 perm</sub>	n <sub>2</sub>	P <sub>1 perm</sub>	M <sub>2 perm</sub>	n <sub>2</sub>		
Flange diameter				[kW]	[Nm]							[rpm]	[kW]
					<b>n<sub>1</sub> = 2800 rpm</b>			<b>n<sub>1</sub> = 3360 rpm</b>					
GKS14 - 3N □□□ □G					56.251	32.47	5916	50				C, D	
1G	2G	2G	3G	5G	63.382	32.47	6666	44				C, D	
132	100	112	132	213/215TC	68.942	32.47	7251	41				C, D	
300	250	250	250	Nema	77.681	32.47	8170	36				C, D	
					90.551	26.80	7863	31				C, D	
					102.029	26.80	8860	27				C, D	
					109.896	22.39	7973	26				C, D	
					123.826	24.27	9735	23				C, D	
					138.913	19.48	8765	20				C, D	
					156.522	19.48	9876	18				C, D	
					186.572	19.21	11609	15				C, D	
					210.222	16.97	11555	13				C, D	
					226.431	15.83	11609	12				C, D	
					255.133	13.98	11555	11				C, D	
					286.219	12.52	11609	9.8				C, D	
					322.500	11.06	11555	8.7				C, D	
					<b>n<sub>1</sub> = 1400 rpm</b>			<b>n<sub>1</sub> = 1680 rpm</b>					
GKS14 - 3N □□□ □G					56.251	17.59	6412	25	21.11	6412	30	C, D	
1G	2G	2G	3G	5G	63.382	17.59	7224	22	21.11	7224	27	C, D	
132	100	112	132	213/215TC	68.942	17.59	7858	20	21.11	7858	24	C, D	
300	250	250	250	Nema	77.681	17.59	8854	18	21.11	8854	22	C, D	
					90.551	14.52	8521	16	17.43	8521	19	C, D	
					102.029	14.52	9601	14	17.43	9601	17	C, D	
					109.896	12.13	8640	13	14.56	8640	15	C, D	
					123.826	12.13	9735	11	14.56	9735	14	C, D	
					138.913	9.74	8765	10	11.69	8765	12	C, D	
					156.522	9.74	9876	8.9	11.69	9876	11	C, D	
					186.572	9.60	11609	7.5	11.52	11609	9.0	C, D	
					210.222	8.48	11555	6.7	10.18	11555	8.0	C, D	
					226.431	7.91	11609	6.2	9.50	11609	7.4	C, D	
					255.133	6.99	11555	5.5	8.39	11555	6.6	C, D	
					286.219	6.26	11609	4.9	7.51	11609	5.9	C, D	
					322.500	5.53	11555	4.3	6.64	11555	5.2	C, D	
GKS14 - 3N □□□ □H					16.646	49.48	5336	84	57.17	5139	101	C, D	
1H	2H	3H	5H	6H	18.311	49.48	5870	77	57.17	5652	92	C, D	
160	180	132	254/256TC	284/286TC	24.696	49.48	7917	57	57.17	7623	68	C, D	
350	350	300	Nema	Nema	27.165	49.48	8709	52	57.17	8386	62	C, D	
					30.609	49.48	9812	46	57.17	9449	55	C, D	
					34.692	44.57	10019	40	51.51	9648	48	C, D	
					39.089	43.18	10937	36	49.90	10532	43	C, D	
					42.531	39.14	10787	33	46.97	10787	40	C, D	
					47.923	36.27	11261	29	43.52	11261	35	C, D	
					56.251	31.61	11522	25	37.94	11522	30	C, D	
					63.382	27.95	11477	22	33.54	11477	27	C, D	
					68.942	25.64	11454	20	30.77	11454	24	C, D	
					77.681	22.89	11520	18	27.47	11520	22	C, D	
					90.551	19.58	11488	16	23.50	11488	19	C, D	
					102.029	17.61	11639	14	21.13	11639	17	C, D	
					109.896	16.55	11784	13	19.86	11784	15	C, D	
					123.826	14.51	11639	11	17.41	11639	14	C, D	
					186.572	9.60	11609	7.5	11.52	11609	9.0	C, D	
					210.222	8.48	11555	6.7	10.18	11555	8.0	C, D	
					226.431	7.91	11609	6.2	9.50	11609	7.4	C, D	
					255.133	6.99	11555	5.5	8.39	11555	6.6	C, D	
GKS14 - 3N □□□ □K					12.435	57.72	4651	113	66.70	4478	135	C, D	
1K	2K				13.525	57.72	5058	104	66.70	4871	124	C, D	
200	225				16.646	55.00	5932	84	63.55	5712	101	C, D	
400	450				18.311	51.90	6158	77	59.97	5929	92	C, D	
					20.065	57.72	7505	70	66.70	7226	84	C, D	
					22.609	57.72	8456	62	66.70	8142	74	C, D	
					24.696	55.00	8801	57	63.55	8475	68	C, D	

For dimensions, see page 6-104 onwards.

# Helical-bevel gearbox selection table

## Gearbox with mounting flange



$M_2 \text{ perm} \leq 11784 \text{ Nm}$				GKS14-3N □□□								
Gearbox	Mounting flange size Motor frame size Flange diameter			i	50 Hz			60 Hz			50 Hz	60 Hz
					P <sub>1 perm</sub>	M <sub>2 perm</sub>	n <sub>2</sub>	P <sub>1 perm</sub>	M <sub>2 perm</sub>	n <sub>2</sub>		
				[kW]			[Nm]			[rpm]		
				<b>n<sub>1</sub> = 1400 rpm</b>			<b>n<sub>1</sub> = 1680 rpm</b>					
GKS14 - 3N □□□ □K				27.165	51.90	9135	52	59.97	8797	62		C, D
1K	2K			30.609	51.09	10132	46	59.03	9756	55		C, D
200	225			34.692	44.57	10019	40	51.51	9648	48		C, D
400	450			39.089	43.18	10937	36	49.90	10532	43		C, D
				42.531	39.14	10787	33	46.97	10787	40		C, D
				47.923	36.27	11261	29	43.52	11261	35		C, D
				56.251	31.61	11522	25	37.94	11522	30		C, D
				63.382	27.95	11477	22	33.54	11477	27		C, D
				<b>n<sub>1</sub> = 700 rpm</b>			<b>n<sub>1</sub> = 840 rpm</b>					
GKS14 - 3N □□□ □G				56.251	10.78	7860	12	12.94	7860	15		
1G	2G	2G	3G 5G	63.382	10.78	8856	11	12.94	8856	13		
132	100	112	132 213/215TC	68.942	9.26	8271	10	11.11	8271	12		
300	250	250	250 Nema	77.681	9.26	9319	9.0	11.11	9319	11		
				90.551	7.26	8521	7.7	8.71	8521	9.3		
				102.029	7.26	9601	6.9	8.71	9601	8.2		
				109.896	6.07	8640	6.4	7.28	8640	7.6		
				123.826	6.07	9735	5.7	7.28	9735	6.8		
				138.913	4.87	8765	5.0	5.84	8765	6.1		
				156.522	4.87	9876	4.5	5.84	9876	5.4		
				186.572	4.80	11609	3.8	5.76	11609	4.5		
				210.222	4.24	11555	3.3	5.09	11555	4.0		
				226.431	3.96	11609	3.1	4.75	11609	3.7		
				255.133	3.49	11555	2.7	4.19	11555	3.3		
				286.219	3.13	11609	2.5	3.76	11609	2.9		
				322.500	2.76	11555	2.2	3.32	11555	2.6		
GKS14 - 3N □□□ □H				16.646	27.50	5932	42	33.00	5932	51		
1H	2H	3H	5H 6H	18.311	25.95	6158	38	31.14	6158	46		
160	180	132 254/256TC	284/286TC	24.696	27.50	8801	28	33.00	8801	34		
350	350	300 Nema	Nema	27.165	25.95	9135	26	31.14	9135	31		
				30.609	25.54	10132	23	30.65	10132	27		
				34.692	22.29	10019	20	26.74	10019	24		
				39.089	21.59	10937	18	25.91	10937	22		
				42.531	19.57	10787	17	23.49	10787	20		
				47.923	18.13	11261	15	21.76	11261	18		
				56.251	15.81	11522	12	18.97	11522	15		
				63.382	13.97	11477	11	16.77	11477	13		
				68.942	12.82	11454	10	15.38	11454	12		
				77.681	11.44	11520	9.0	13.73	11520	11		
				90.551	9.79	11488	7.7	11.75	11488	9.3		
				102.029	8.80	11639	6.9	10.56	11639	8.2		
				109.896	8.27	11784	6.4	9.93	11784	7.6		
				123.826	7.25	11639	5.7	8.70	11639	6.8		
				186.572	4.80	11609	3.8	5.76	11609	4.5		
				210.222	4.24	11555	3.3	5.09	11555	4.0		
				226.431	3.96	11609	3.1	4.75	11609	3.7		
				255.133	3.49	11555	2.7	4.19	11555	3.3		
GKS14 - 3N □□□ □K				12.435	31.13	5016	56	37.35	5016	68		
1K	2K			13.525	31.13	5455	52	37.35	5455	62		
200	225			16.646	27.50	5932	42	33.00	5932	51		
400	450			18.311	25.95	6158	38	31.14	6158	46		
				20.065	31.13	8093	35	37.35	8093	42		
				22.609	30.97	9073	31	37.16	9073	37		
				24.696	27.50	8801	28	33.00	8801	34		
				27.165	25.95	9135	26	31.14	9135	31		
				30.609	25.54	10132	23	30.65	10132	27		
				34.692	22.29	10019	20	26.74	10019	24		
				39.089	21.59	10937	18	25.91	10937	22		
				42.531	19.57	10787	17	23.49	10787	20		
				47.923	18.13	11261	15	21.76	11261	18		
				56.251	15.81	11522	12	18.97	11522	15		
				63.382	13.97	11477	11	16.77	11477	13		

For dimensions, see page 6-104 onwards.

# Helical-bevel gearbox selection table

## Gearbox with mounting flange

$M_2 \text{ perm} \leq 11639 \text{ Nm}$				GKS14-4N □□□								
Gearbox	Mounting flange size Motor frame size Flange diameter			i	50 Hz			60 Hz			50 Hz	60 Hz
					P <sub>1 perm</sub>	M <sub>2 perm</sub>	n <sub>2</sub>	P <sub>1 perm</sub>	M <sub>2 perm</sub>	n <sub>2</sub>		
					[kW]	[Nm]	[rpm]	[kW]	[Nm]	[rpm]		
					<b>n<sub>1</sub> = 1400 rpm</b>			<b>n<sub>1</sub> = 1680 rpm</b>				
GKS14 - 4N □□□ □D				805.901	2.24	11488	1.7	2.69	11488	2.1		
	1D	2D	5D	908.058	2.01	11639	1.5	2.41	11639	1.9		
	90	80	143/145TC	978.071	1.84	11488	1.4	2.21	11488	1.7		
	160	160	Nema	1102.052	1.66	11639	1.3	1.99	11639	1.5		
				1236.326	1.46	11488	1.1	1.75	11488	1.4		
				1393.043	1.31	11639	1.0	1.57	11639	1.2		
GKS14 - 4N □□□ □E				97.467	6.60	4095	14	7.92	4095	17		
	1E	1E	2E 3E 4E 5E	109.822	6.60	4614	13	7.92	4614	15		
	100	112	90 80 90 182/184TC	119.493	6.60	5021	12	7.92	5021	14		
	160	160	160 200 Nema	134.640	6.60	5657	10	7.92	5657	13		
				158.039	6.60	6640	8.9	7.92	6640	11		
				178.072	6.60	7482	7.9	7.92	7482	9.4		
				193.754	6.60	8141	7.2	7.92	8141	8.7		
				218.315	6.60	9173	6.4	7.92	9173	7.7		
				237.467	6.60	9978	5.9	7.92	9978	7.1		
				267.568	6.60	11242	5.2	7.92	11242	6.3		
				321.729	5.59	11454	4.4	6.71	11454	5.2		
				362.512	4.99	11520	3.9	5.99	11520	4.6		
				390.671	4.60	11454	3.6	5.52	11454	4.3		
				440.193	4.11	11520	3.2	4.93	11520	3.8		
				513.121	3.52	11488	2.7	4.22	11488	3.3		
				578.164	3.16	11639	2.4	3.79	11639	2.9		
				622.742	2.90	11488	2.3	3.48	11488	2.7		
				701.681	2.60	11639	2.0	3.13	11639	2.4		
				805.901	2.24	11488	1.7	2.69	11488	2.1		
				908.058	2.01	11639	1.5	2.41	11639	1.9		
				978.071	1.84	11488	1.4	2.21	11488	1.7		
				1102.052	1.66	11639	1.3	1.99	11639	1.5		
				1236.326	1.46	11488	1.1	1.75	11488	1.4		
				1393.043	1.31	11639	1.0	1.57	11639	1.2		
GKS14 - 4N □□□ □F				97.467	6.60	4095	14	7.92	4095	17		C, D
	1F	1F	2F 3F	109.822	6.60	4614	13	7.92	4614	15		C, D
	100	112	90 90	119.493	6.60	5021	12	7.92	5021	14		C, D
	160	160	160 200	134.640	6.60	5657	10	7.92	5657	13		C, D
				158.039	6.60	6640	8.9	7.92	6640	11		C, D
				178.072	6.60	7482	7.9	7.92	7482	9.4		C, D
				193.754	6.60	8141	7.2	7.92	8141	8.7		C, D
				218.315	6.60	9173	6.4	7.92	9173	7.7		C, D
				237.467	6.60	9978	5.9	7.92	9978	7.1		C, D
				267.568	6.60	11242	5.2	7.92	11242	6.3		C, D
				321.729	5.59	11454	4.4	6.71	11454	5.2		C, D
				362.512	4.99	11520	3.9	5.99	11520	4.6		C, D
				390.671	4.60	11454	3.6	5.52	11454	4.3		C, D
				440.193	4.11	11520	3.2	4.93	11520	3.8		C, D
				513.121	3.52	11488	2.7	4.22	11488	3.3		C, D
				578.164	3.16	11639	2.4	3.79	11639	2.9		C, D
				622.742	2.90	11488	2.3	3.48	11488	2.7		C, D
				701.681	2.60	11639	2.0	3.13	11639	2.4		C, D
				805.901	2.24	11488	1.7	2.69	11488	2.1		C, D
				908.058	2.01	11639	1.5	2.41	11639	1.9		C, D
				978.071	1.84	11488	1.4	2.21	11488	1.7		C, D
				1102.052	1.66	11639	1.3	1.99	11639	1.5		C, D
GKS14 - 4N □□□ □G				97.467	16.14	10019	14	19.37	10019	17		C, D
	1G	2G	2G 3G 5G	109.822	15.64	10937	13	18.76	10937	15		C, D
	132	100	112 132 213/215TC	119.493	14.17	10787	12	17.01	10787	14		C, D
	300	250	250 250 Nema	134.640	13.13	11261	10	15.76	11261	13		C, D
				158.039	11.45	11522	8.9	13.74	11522	11		C, D
				178.072	10.12	11477	7.9	12.14	11477	9.4		C, D
				193.754	9.34	11522	7.2	11.20	11522	8.7		C, D
				218.315	8.25	11477	6.4	9.90	11477	7.7		C, D
				237.467	7.57	11454	5.9	9.09	11454	7.1		C, D
				267.568	6.76	11520	5.2	8.11	11520	6.3		C, D

For dimensions, see page 6-104 onwards.

# Helical-bevel gearbox selection table

## Gearbox with mounting flange



$M_2 \text{ perm} \leq 11639 \text{ Nm}$					GKS14-4N □□□								
Gearbox mit	Mounting flange size Motor frame size Flange diameter				i	50 Hz			60 Hz			50 Hz	60 Hz
						$P_1 \text{ perm}$	$M_2 \text{ perm}$	$n_2$	$P_1 \text{ perm}$	$M_2 \text{ perm}$	$n_2$		
						[kW]	[Nm]	[rpm]	[kW]	[Nm]	[rpm]		
					<b><math>n_1 = 1400 \text{ rpm}</math></b>			<b><math>n_1 = 1680 \text{ rpm}</math></b>					
GKS14 - 4N □□□ □G					321.729	5.59	11454	4.4	6.71	11454	5.2		C, D
1G	2G	2G	3G	5G	362.512	4.99	11520	3.9	5.99	11520	4.6		C, D
132	100	112	132	213/215TC	390.671	4.60	11454	3.6	5.52	11454	4.3		C, D
300	250	250	250	Nema	440.193	4.11	11520	3.2	4.93	11520	3.8		C, D
					513.121	3.52	11488	2.7	4.22	11488	3.3		C, D
					578.164	3.16	11639	2.4	3.79	11639	2.9		C, D
					622.742	2.90	11488	2.3	3.48	11488	2.7		C, D
					701.681	2.60	11639	2.0	3.13	11639	2.4		C, D
					<b><math>n_1 = 700 \text{ rpm}</math></b>			<b><math>n_1 = 840 \text{ rpm}</math></b>					
GKS14 - 4N □□□ □H					97.467	16.14	10019	14	19.37	10019	17		C, D
1H	2H	3H	5H	6H	109.822	15.64	10937	13	18.76	10937	15		C, D
160	180	132	254/256TC	284/286TC	119.493	14.17	10787	12	17.01	10787	14		C, D
350	350	300	Nema	Nema	134.640	13.13	11261	10	15.76	11261	13		C, D
					158.039	11.45	11522	8.9	13.74	11522	11		C, D
					178.072	10.12	11477	7.9	12.14	11477	9.4		C, D
					193.754	9.34	11522	7.2	11.20	11522	8.7		C, D
					218.315	8.25	11477	6.4	9.90	11477	7.7		C, D
					237.467	7.57	11454	5.9	9.09	11454	7.1		C, D
					267.568	6.76	11520	5.2	8.11	11520	6.3		C, D
					<b><math>n_1 = 700 \text{ rpm}</math></b>			<b><math>n_1 = 840 \text{ rpm}</math></b>					
GKS14 - 4N □□□ □D					805.901	1.12	11488	0.9	1.34	11488	1.0		
1D	2D	5D			908.058	1.01	11639	0.8	1.21	11639	0.9		
90	80	143/145TC			978.071	0.92	11488	0.7	1.11	11488	0.9		
160	160	Nema			1102.052	0.83	11639	0.6	0.99	11639	0.8		
					1236.326	0.73	11488	0.6	0.88	11488	0.7		
					1393.043	0.66	11639	0.5	0.79	11639	0.6		
					<b><math>n_1 = 700 \text{ rpm}</math></b>			<b><math>n_1 = 840 \text{ rpm}</math></b>					
GKS14 - 4N □□□ □E					97.467	4.40	5460	7.2	5.28	5460	8.6		
1E	1E	2E	3E	4E	109.822	4.40	6153	6.4	5.28	6153	7.7		
100	112	90	80	90	119.493	4.40	6694	5.9	5.28	6694	7.0		
160	160	160	160	200	134.640	4.40	7543	5.2	5.28	7543	6.2		
					158.039	4.40	8854	4.4	5.28	8854	5.3		
					178.072	4.40	9976	3.9	5.28	9976	4.7		
					193.754	4.40	10855	3.6	5.28	10855	4.3		
					218.315	4.13	11477	3.2	4.95	11477	3.9		
					237.467	3.79	11454	3.0	4.54	11454	3.5		
					267.568	3.38	11520	2.6	4.06	11520	3.1		
					321.729	2.79	11454	2.2	3.35	11454	2.6		
					362.512	2.49	11520	1.9	2.99	11520	2.3		
					390.671	2.30	11454	1.8	2.76	11454	2.2		
					440.193	2.05	11520	1.6	2.47	11520	1.9		
					513.121	1.76	11488	1.4	2.11	11488	1.6		
					578.164	1.58	11639	1.2	1.90	11639	1.5		
					622.742	1.45	11488	1.1	1.74	11488	1.4		
					701.681	1.30	11639	1.0	1.56	11639	1.2		
					805.901	1.12	11488	0.9	1.34	11488	1.0		
					908.058	1.01	11639	0.8	1.21	11639	0.9		
					978.071	0.92	11488	0.7	1.11	11488	0.9		
					1102.052	0.83	11639	0.6	0.99	11639	0.8		
					1236.326	0.73	11488	0.6	0.88	11488	0.7		
					1393.043	0.66	11639	0.5	0.79	11639	0.6		
					<b><math>n_1 = 700 \text{ rpm}</math></b>			<b><math>n_1 = 840 \text{ rpm}</math></b>					
GKS14 - 4N □□□ □F					97.467	4.40	5460	7.2	5.28	5460	8.6		
1F	1F	2F	3F		109.822	4.40	6153	6.4	5.28	6153	7.7		
100	112	90	90		119.493	4.40	6694	5.9	5.28	6694	7.0		
160	160	160	200		134.640	4.40	7543	5.2	5.28	7543	6.2		
					158.039	4.40	8854	4.4	5.28	8854	5.3		
					178.072	4.40	9976	3.9	5.28	9976	4.7		
					193.754	4.40	10855	3.6	5.28	10855	4.3		
					218.315	4.13	11477	3.2	4.95	11477	3.9		
					237.467	3.79	11454	3.0	4.54	11454	3.5		
					267.568	3.38	11520	2.6	4.06	11520	3.1		
					321.729	2.79	11454	2.2	3.35	11454	2.6		

For dimensions, see page 6-104 onwards.

# Helical-bevel gearbox selection table

## Gearbox with mounting flange

$M_2 \text{ perm} \leq 11639 \text{ Nm}$				GKS14-4N □□□								
Gearbox	Mounting flange size Motor frame size Flange diameter			i	50 Hz			60 Hz			50 Hz	60 Hz
					$P_1 \text{ perm}$	$M_2 \text{ perm}$	$n_2$	$P_1 \text{ perm}$	$M_2 \text{ perm}$	$n_2$		
					[kW]	[Nm]	[rpm]	[kW]	[Nm]	[rpm]		
					<b><math>n_1 = 700 \text{ rpm}</math></b>			<b><math>n_1 = 840 \text{ rpm}</math></b>				
GKS14 - 4N □□□ □F				362.512	2.49	11520	1.9	2.99	11520	2.3		
1F	1F	2F	3F	390.671	2.30	11454	1.8	2.76	11454	2.2		
100	112	90	90	440.193	2.05	11520	1.6	2.47	11520	1.9		
160	160	160	200	513.121	1.76	11488	1.4	2.11	11488	1.6		
				578.164	1.58	11639	1.2	1.90	11639	1.5		
				622.742	1.45	11488	1.1	1.74	11488	1.4		
				701.681	1.30	11639	1.0	1.56	11639	1.2		
				805.901	1.12	11488	0.9	1.34	11488	1.0		
				908.058	1.01	11639	0.8	1.21	11639	0.9		
				978.071	0.92	11488	0.7	1.11	11488	0.9		
				1102.052	0.83	11639	0.6	0.99	11639	0.8		
					<b><math>n_1 = 700 \text{ rpm}</math></b>			<b><math>n_1 = 840 \text{ rpm}</math></b>				
GKS14 - 4N □□□ □G				97.467	8.07	10019	7.2	9.68	10019	8.6		
1G	2G	2G	3G	109.822	7.82	10937	6.4	9.38	10937	7.7		
132	100	112	132	119.493	7.09	10787	5.9	8.50	10787	7.0		
300	250	250	250	134.640	6.57	11261	5.2	7.88	11261	6.2		
			Nema	158.039	5.72	11522	4.4	6.87	11522	5.3		
				178.072	5.06	11477	3.9	6.07	11477	4.7		
				193.754	4.67	11522	3.6	5.60	11522	4.3		
				218.315	4.13	11477	3.2	4.95	11477	3.9		
				237.467	3.79	11454	3.0	4.54	11454	3.5		
				267.568	3.38	11520	2.6	4.06	11520	3.1		
				321.729	2.79	11454	2.2	3.35	11454	2.6		
				362.512	2.49	11520	1.9	2.99	11520	2.3		
				390.671	2.30	11454	1.8	2.76	11454	2.2		
				440.193	2.05	11520	1.6	2.47	11520	1.9		
				513.121	1.76	11488	1.4	2.11	11488	1.6		
				578.164	1.58	11639	1.2	1.90	11639	1.5		
				622.742	1.45	11488	1.1	1.74	11488	1.4		
				701.681	1.30	11639	1.0	1.56	11639	1.2		
					<b><math>n_1 = 700 \text{ rpm}</math></b>			<b><math>n_1 = 840 \text{ rpm}</math></b>				
GKS14 - 4N □□□ □H				97.467	8.07	10019	7.2	9.68	10019	8.6		
1H	2H	3H	5H	109.822	7.82	10937	6.4	9.38	10937	7.7		
160	180	132	254/256TC	119.493	7.09	10787	5.9	8.50	10787	7.0		
350	350	300	Nema	134.640	6.57	11261	5.2	7.88	11261	6.2		
			Nema	158.039	5.72	11522	4.4	6.87	11522	5.3		
				178.072	5.06	11477	3.9	6.07	11477	4.7		
				193.754	4.67	11522	3.6	5.60	11522	4.3		
				218.315	4.13	11477	3.2	4.95	11477	3.9		
				237.467	3.79	11454	3.0	4.54	11454	3.5		
				267.568	3.38	11520	2.6	4.06	11520	3.1		

For dimensions, see page 6-104 onwards.



# Helical-bevel gearbox selection table

## Gearbox with free input shaft

$M_2 \text{ perm} \leq 190 \text{ Nm}$		GKS04-3W □□□							
Gearbox with free input shaft	i	50 Hz			60 Hz			50 Hz	60 Hz
		$P_1 \text{ perm}$	$M_2 \text{ perm}$	$n_2$	$P_1 \text{ perm}$	$M_2 \text{ perm}$	$n_2$	Consultation required for mounting position	
		[kW]	[Nm]	[rpm]	[kW]	[Nm]	[rpm]		
		<b><math>n_1 = 2800 \text{ rpm}</math></b>			<b><math>n_1 = 3360 \text{ rpm}</math></b>				
GKS04 - 3W □□□ 1A	9.836	1.03	33	285	1.03	27	342		C, D
	22.522	1.03	75	124	1.03	63	149		C, D
	25.088	1.03	84	112	1.03	70	134		C, D
	28.727	0.96	89	98	0.96	74	117		C, D
	32.000	0.96	99	88	0.96	83	105		C, D
	44.240	1.05	150	63	1.05	125	76		C, D
	50.943	0.90	148	55	0.90	123	66		C, D
	56.976	0.82	152	49	0.82	127	59		C, D
	64.978	0.71	149	43	0.71	124	52		C, D
	72.210	0.66	154	39	0.66	129	47		C, D
	90.491	0.53	154	31	0.53	129	37		C, D
	100.067	0.46	150	28	0.46	125	34		C, D
	111.467	0.38	138	25	0.38	115	30		C, D
	128.874	0.36	152	22	0.36	127	26		C, D
	143.556	0.30	140	20	0.30	116	23		C, D
	163.332	0.29	154	17	0.29	129	21		C, D
	181.939	0.24	141	15	0.24	118	19		C, D
	204.682	0.23	154	14	0.23	129	16		C, D
	228.000	0.19	144	12	0.19	120	15		C, D
	269.660	0.18	154	10	0.18	129	13		C, D
300.381	0.15	145	9.3	0.15	120	11		C, D	
GKS04 - 3W □□□ 1B	5.123	2.36	39	547	2.36	33	656		C, D
	7.025	2.36	54	399	2.36	45	478		C, D
	8.167	2.36	62	343	2.36	52	411		C, D
	8.991	2.71	79	311	2.71	66	374		C, D
	9.836	2.68	85	285	2.68	71	342		C, D
	11.730	2.36	90	239	2.36	75	286		C, D
	13.067	2.36	100	214	2.36	83	257		C, D
	14.333	2.71	126	195	2.71	105	234		C, D
	16.087	2.36	123	174	2.36	102	209		C, D
	17.920	2.32	135	156	2.32	112	188		C, D
	20.588	2.22	148	136	2.22	123	163		C, D
	22.522	2.03	148	124	2.03	123	149		C, D
	25.088	1.67	136	112	1.67	113	134		C, D
	28.727	1.60	149	98	1.60	124	117		C, D
	32.000	1.31	136	88	1.31	113	105		C, D
	35.191	1.30	149	80	1.30	124	96		C, D
	39.200	1.07	136	71	1.07	114	86		C, D
	44.240	1.05	150	63	1.05	125	76		C, D
	50.943	0.90	148	55	0.90	123	66		C, D
	56.976	0.82	152	49	0.82	127	59		C, D
	64.978	0.71	149	43	0.71	124	52		C, D
	72.210	0.66	154	39	0.66	129	47		C, D
	79.598	0.58	149	35	0.58	124	42		C, D
	90.491	0.53	154	31	0.53	129	37		C, D
	100.067	0.46	150	28	0.46	125	34		C, D
	111.467	0.38	138	25	0.38	115	30		C, D
	128.874	0.36	152	22	0.36	127	26		C, D
	143.556	0.30	140	20	0.30	116	23		C, D
163.332	0.29	154	17	0.29	129	21		C, D	
181.939	0.24	141	15	0.24	118	19		C, D	
204.682	0.23	154	14	0.23	129	16		C, D	
228.000	0.19	144	12	0.19	120	15		C, D	
GKS04 - 3W □□□ 1C	5.123	3.88	64	547	3.88	54	656		C, D
	7.025	3.30	75	399	3.30	63	478		C, D
	8.167	3.88	103	343	3.88	86	411		C, D
	8.991	2.87	84	311	2.87	70	374		C, D
	9.836	2.71	86	285	2.71	72	342		C, D
	11.730	3.85	146	239	3.85	122	286		C, D
	13.067	3.17	134	214	3.17	112	257		C, D
	14.333	2.87	133	195	2.87	111	234		C, D
	16.087	2.82	147	174	2.82	123	209		C, D
	17.920	2.32	135	156	2.32	112	188		C, D

For dimensions, see page 6-122 onwards.



# Helical-bevel gearbox selection table

## Gearbox with free input shaft



$M_2 \text{ perm} \leq 190 \text{ Nm}$		GKS04-3W □□□							
Gearbox with free input shaft	i	50 Hz			60 Hz			50 Hz	60 Hz
		$P_1 \text{ perm}$	$M_2 \text{ perm}$	$n_2$	$P_1 \text{ perm}$	$M_2 \text{ perm}$	$n_2$	Consultation required for mounting position	
		[kW]	[Nm]	[rpm]	[kW]	[Nm]	[rpm]		
GKS04 - 3W □□□ 1C		<b><math>n_1 = 2800 \text{ rpm}</math></b>			<b><math>n_1 = 3360 \text{ rpm}</math></b>				
	20.588	2.22	148	136	2.22	123	163		C, D
	22.522	2.03	148	124	2.03	123	149		C, D
	25.088	1.67	136	112	1.67	113	134		C, D
	28.727	1.60	149	98	1.60	124	117		C, D
	32.000	1.31	136	88	1.31	113	105		C, D
	35.191	1.30	149	80	1.30	124	96		C, D
	39.200	1.07	136	71	1.07	114	86		C, D
	44.240	1.05	150	63	1.05	125	76		C, D
	50.943	0.90	148	55	0.90	123	66		C, D
	56.976	0.82	152	49	0.82	127	59		C, D
	64.978	0.71	149	43	0.71	124	52		C, D
	79.598	0.58	149	35	0.58	124	42		C, D
	100.067	0.46	150	28	0.46	125	34		C, D
	111.467	0.38	138	25	0.38	115	30		C, D
	128.874	0.36	152	22	0.36	127	26		C, D
143.556	0.30	140	20	0.30	116	23		C, D	
GKS04 - 3W □□□ 1A		<b><math>n_1 = 1400 \text{ rpm}</math></b>			<b><math>n_1 = 1680 \text{ rpm}</math></b>				
	9.836	0.63	40	142	0.73	39	171		
	22.522	0.63	93	62	0.73	89	75		
	25.088	0.63	103	56	0.73	99	67		
	28.727	0.59	110	49	0.68	106	59		
	32.000	0.59	122	44	0.68	118	53		
	44.240	0.65	185	32	0.75	178	38		
	50.943	0.55	182	28	0.64	175	33		
	56.976	0.51	187	25	0.59	180	30		
	64.978	0.43	183	22	0.50	176	26		
	72.210	0.41	190	19	0.47	183	23		
	90.491	0.32	190	16	0.37	183	19		
	100.067	0.29	185	14	0.33	178	17		
	111.467	0.24	170	13	0.27	164	15		
	128.874	0.22	187	11	0.26	180	13		
	143.556	0.18	172	9.8	0.21	166	12		
163.332	0.18	190	8.6	0.21	183	10			
181.939	0.15	174	7.7	0.17	168	9.2			
204.682	0.14	190	6.8	0.17	183	8.2			
228.000	0.12	177	6.1	0.14	170	7.4			
269.660	0.11	190	5.2	0.13	183	6.2			
300.381	0.09	178	4.7	0.11	171	5.6			
GKS04 - 3W □□□ 1B									
	5.123	1.45	48	273	1.68	46	328		
	7.025	1.45	66	199	1.68	64	239		
	8.167	1.45	77	171	1.68	74	206		
	8.991	1.67	97	156	1.93	94	187		
	9.836	1.65	105	142	1.91	101	171		
	11.730	1.45	110	119	1.68	106	143		
	13.067	1.45	123	107	1.68	118	129		
	14.333	1.67	155	98	1.93	149	117		
	16.087	1.45	151	87	1.68	146	104		
	17.920	1.43	166	78	1.65	160	94		
	20.588	1.36	182	68	1.58	175	82		
	22.522	1.25	182	62	1.44	175	75		
	25.088	1.03	167	56	1.19	161	67		
	28.727	0.98	183	49	1.14	176	59		
	32.000	0.81	167	44	0.93	161	53		
35.191	0.80	183	40	0.93	176	48			
39.200	0.66	168	36	0.76	162	43			
44.240	0.65	185	32	0.75	178	38			
50.943	0.55	182	28	0.64	175	33			
56.976	0.51	187	25	0.59	180	30			
64.978	0.43	183	22	0.50	176	26			
72.210	0.41	190	19	0.47	183	23			
79.598	0.35	183	18	0.41	176	21			
90.491	0.32	190	16	0.37	183	19			

For dimensions, see page 6-122 onwards.

# Helical-bevel gearbox selection table

## Gearbox with free input shaft

$M_{2 \text{ perm}} \leq 190 \text{ Nm}$		GKS04-3W □□□							
Gearbox with free input shaft	i	50 Hz			60 Hz			50 Hz	60 Hz
		$P_{1 \text{ perm}}$	$M_{2 \text{ perm}}$	$n_2$	$P_{1 \text{ perm}}$	$M_{2 \text{ perm}}$	$n_2$	Consultation required for mounting position	
		[kW]	[Nm]	[rpm]	[kW]	[Nm]	[rpm]		
		<b><math>n_1 = 1400 \text{ rpm}</math></b>			<b><math>n_1 = 1680 \text{ rpm}</math></b>				
GKS04 - 3W □□□ 1B	100.067	0.29	185	14	0.33	178	17		
	111.467	0.24	170	13	0.27	164	15		
	128.874	0.22	187	11	0.26	180	13		
	143.556	0.18	172	9.8	0.21	166	12		
	163.332	0.18	190	8.6	0.21	183	10		
	181.939	0.15	174	7.7	0.17	168	9.2		
	204.682	0.14	190	6.8	0.17	183	8.2		
	228.000	0.12	177	6.1	0.14	170	7.4		
GKS04 - 3W □□□ 1C	5.123	2.39	79	273	2.76	76	328		
	7.025	2.03	93	199	2.35	89	239		
	8.167	2.39	126	171	2.76	122	206		
	8.991	1.77	103	156	2.04	99	187		
	9.836	1.67	106	142	1.93	102	171		
	11.730	2.37	180	119	2.74	173	143		
	13.067	1.95	165	107	2.25	159	129		
	14.333	1.77	164	98	2.04	158	117		
	16.087	1.74	181	87	2.01	174	104		
	17.920	1.43	166	78	1.65	160	94		
	20.588	1.36	182	68	1.58	175	82		
	22.522	1.25	182	62	1.44	175	75		
	25.088	1.03	167	56	1.19	161	67		
	28.727	0.98	183	49	1.14	176	59		
	32.000	0.81	167	44	0.93	161	53		
	35.191	0.80	183	40	0.93	176	48		
	39.200	0.66	168	36	0.76	162	43		
	44.240	0.65	185	32	0.75	178	38		
	50.943	0.55	182	28	0.64	175	33		
	56.976	0.51	187	25	0.59	180	30		
64.978	0.43	183	22	0.50	176	26			
79.598	0.35	183	18	0.41	176	21			
100.067	0.29	185	14	0.33	178	17			
111.467	0.24	170	13	0.27	164	15			
128.874	0.22	187	11	0.26	180	13			
143.556	0.18	172	9.8	0.21	166	12			
		<b><math>n_1 = 700 \text{ rpm}</math></b>			<b><math>n_1 = 840 \text{ rpm}</math></b>				
GKS04 - 3W □□□ 1A	9.836	0.32	40	71	0.38	40	85		
	22.522	0.32	93	31	0.38	93	37		
	25.088	0.32	103	28	0.38	103	34		
	28.727	0.30	110	24	0.35	110	29		
	32.000	0.30	122	22	0.35	122	26		
	44.240	0.32	185	16	0.39	185	19		
	50.943	0.28	182	14	0.33	182	17		
	56.976	0.25	187	12	0.30	187	15		
	64.978	0.22	183	11	0.26	183	13		
	72.210	0.20	190	9.7	0.24	190	12		
	90.491	0.16	190	7.7	0.19	190	9.3		
	100.067	0.14	185	7.0	0.17	185	8.4		
	111.467	0.12	170	6.3	0.14	170	7.5		
	128.874	0.11	187	5.4	0.13	187	6.5		
	143.556	0.09	172	4.9	0.11	172	5.9		
	163.332	0.09	190	4.3	0.11	190	5.1		
	181.939	0.07	174	3.9	0.09	174	4.6		
204.682	0.07	190	3.4	0.09	190	4.1			
228.000	0.06	177	3.1	0.07	177	3.7			
269.660	0.05	190	2.6	0.07	190	3.1			
300.381	0.05	178	2.3	0.05	178	2.8			
GKS04 - 3W □□□ 1B	5.123	0.73	48	137	0.87	48	164		
	7.025	0.73	66	100	0.87	66	120		
	8.167	0.73	77	86	0.87	77	103		
	8.991	0.83	97	78	1.00	97	93		
	9.836	0.82	105	71	0.99	105	85		

For dimensions, see page 6-122 onwards.

# Helical-bevel gearbox selection table

## Gearbox with free input shaft



$M_2 \text{ perm} \leq 190 \text{ Nm}$		GKS04-3W □□□							
Gearbox with free input shaft	i	50 Hz			60 Hz			50 Hz	60 Hz
		$P_{1 \text{ perm}}$	$M_{2 \text{ perm}}$	$n_2$	$P_{1 \text{ perm}}$	$M_{2 \text{ perm}}$	$n_2$	Consultation required for mounting position	
		[kW]	[Nm]	[rpm]	[kW]	[Nm]	[rpm]		
		<b><math>n_1 = 700 \text{ rpm}</math></b>			<b><math>n_1 = 840 \text{ rpm}</math></b>				
GKS04 - 3W □□□ 1B	11.730	0.73	110	60	0.87	110	72		
	13.067	0.73	123	54	0.87	123	64		
	14.333	0.83	155	49	1.00	155	59		
	16.087	0.73	151	44	0.87	151	52		
	17.920	0.71	166	39	0.86	166	47		
	20.588	0.68	182	34	0.82	182	41		
	22.522	0.62	182	31	0.75	182	37		
	25.088	0.51	167	28	0.62	167	34		
	28.727	0.49	183	24	0.59	183	29		
	32.000	0.40	167	22	0.48	167	26		
	35.191	0.40	183	20	0.48	183	24		
	39.200	0.33	168	18	0.40	168	21		
	44.240	0.32	185	16	0.39	185	19		
	50.943	0.28	182	14	0.33	182	17		
	56.976	0.25	187	12	0.30	187	15		
	64.978	0.22	183	11	0.26	183	13		
	72.210	0.20	190	9.7	0.24	190	12		
	79.598	0.18	183	8.8	0.21	183	11		
	90.491	0.16	190	7.7	0.19	190	9.3		
	100.067	0.14	185	7.0	0.17	185	8.4		
	111.467	0.12	170	6.3	0.14	170	7.5		
	128.874	0.11	187	5.4	0.13	187	6.5		
143.556	0.09	172	4.9	0.11	172	5.9			
GKS04 - 3W □□□ 1C	5.123	1.20	79	137	1.43	79	164		
	7.025	1.02	93	100	1.22	93	120		
	8.167	1.20	126	86	1.43	126	103		
	8.991	0.88	103	78	1.06	103	93		
	9.836	0.83	106	71	1.00	106	85		
	11.730	1.18	180	60	1.42	180	72		
	13.067	0.97	165	54	1.17	165	64		
	14.333	0.88	164	49	1.06	164	59		
	16.087	0.87	181	44	1.04	181	52		
	17.920	0.71	166	39	0.86	166	47		
	20.588	0.68	182	34	0.82	182	41		
	22.522	0.62	182	31	0.75	182	37		
	25.088	0.51	167	28	0.62	167	34		
	28.727	0.49	183	24	0.59	183	29		
	32.000	0.40	167	22	0.48	167	26		
	35.191	0.40	183	20	0.48	183	24		
	39.200	0.33	168	18	0.40	168	21		
	44.240	0.32	185	16	0.39	185	19		
	50.943	0.28	182	14	0.33	182	17		
	56.976	0.25	187	12	0.30	187	15		
	64.978	0.22	183	11	0.26	183	13		
	79.598	0.18	183	8.8	0.21	183	11		
100.067	0.14	185	7.0	0.17	185	8.4			
111.467	0.12	170	6.3	0.14	170	7.5			
128.874	0.11	187	5.4	0.13	187	6.5			
143.556	0.09	172	4.9	0.11	172	5.9			

For dimensions, see page 6-122 onwards.

# Helical-bevel gearbox selection table

Gearbox with free input shaft

$M_2 \text{ perm} \leq 331 \text{ Nm}$		GKS05-3W □□□							
Gearbox with free input shaft	i	50 Hz			60 Hz			50 Hz	60 Hz
		$P_{1 \text{ perm}}$	$M_2 \text{ perm}$	$n_2$	$P_{1 \text{ perm}}$	$M_2 \text{ perm}$	$n_2$	Consultation required for mounting position	
		[kW]	[Nm]	[rpm]	[kW]	[Nm]	[rpm]		
		<b><math>n_1 = 2800 \text{ rpm}</math></b>			<b><math>n_1 = 3360 \text{ rpm}</math></b>				
GKS05 - 3W □□□ 1B	13.176	2.36	101	213	2.36	84	255		C, D
	32.744	2.36	250	86	2.36	209	103		C, D
	36.894	2.05	245	76	2.05	204	91		C, D
	41.765	1.99	269	67	1.99	224	81		C, D
	47.059	1.62	247	60	1.62	206	71		C, D
	66.592	1.25	269	42	1.25	224	51		C, D
	75.033	1.04	252	37	1.04	210	45		C, D
	82.833	1.00	269	34	1.00	224	41		C, D
	93.333	0.85	256	30	0.85	213	36		C, D
	107.196	0.77	269	26	0.77	224	31		C, D
	120.784	0.65	256	23	0.65	213	28		C, D
	130.097	0.64	269	22	0.64	224	26		C, D
	146.588	0.54	256	19	0.54	213	23		C, D
	166.276	0.50	269	17	0.50	224	20		C, D
	187.353	0.42	256	15	0.42	213	18		C, D
	211.200	0.37	255	13	0.37	213	16		C, D
	227.484	0.31	226	12	0.31	188	15		C, D
	256.320	0.31	254	11	0.31	212	13		C, D
	290.745	0.24	225	9.6	0.24	187	12		C, D
	327.600	0.24	253	8.6	0.24	211	10		C, D
GKS05 - 3W □□□ 1C	13.176	3.15	134	213	3.15	112	255		C, D
	29.931	2.76	268	94	2.76	223	112		C, D
	32.744	2.53	269	86	2.53	224	103		C, D
	36.894	2.05	245	76	2.05	204	91		C, D
	41.765	1.99	269	67	1.99	224	81		C, D
	47.059	1.62	247	60	1.62	206	71		C, D
	51.162	1.62	269	55	1.62	224	66		C, D
	57.647	1.34	249	49	1.34	208	58		C, D
	66.592	1.25	269	42	1.25	224	51		C, D
	75.033	1.04	252	37	1.04	210	45		C, D
	82.833	1.00	269	34	1.00	224	41		C, D
	93.333	0.85	256	30	0.85	213	36		C, D
	107.196	0.77	269	26	0.77	224	31		C, D
	120.784	0.65	256	23	0.65	213	28		C, D
	130.097	0.64	269	22	0.64	224	26		C, D
	146.588	0.54	256	19	0.54	213	23		C, D
	211.200	0.37	255	13	0.37	213	16		C, D
	227.484	0.31	226	12	0.31	188	15		C, D
	256.320	0.31	254	11	0.31	212	13		C, D
	GKS05 - 3W □□□ 1D	6.863	5.39	120	408	5.39	100	490	
9.412		4.39	134	298	4.39	111	357		C, D
10.569		5.39	184	265	5.39	154	318		C, D
11.667		5.39	204	240	5.39	170	288		C, D
13.176		3.15	134	213	3.15	112	255		C, D
14.494		4.39	206	193	4.39	172	232		C, D
16.000		4.39	227	175	4.39	189	210		C, D
17.054		4.61	255	164	4.61	212	197		C, D
19.216		3.87	241	146	3.87	201	175		C, D
23.388		3.53	267	120	3.53	223	144		C, D
26.353		2.83	242	106	2.83	202	128		C, D
29.931		2.76	268	94	2.76	223	112		C, D
32.744		2.53	269	86	2.53	224	103		C, D
36.894		2.05	245	76	2.05	204	91		C, D
41.765		1.99	269	67	1.99	224	81		C, D
47.059		1.62	247	60	1.62	206	71		C, D
51.162		1.62	269	55	1.62	224	66		C, D
57.647		1.34	249	49	1.34	208	58		C, D
66.592		1.25	269	42	1.25	224	51		C, D
75.033		1.04	252	37	1.04	210	45		C, D
82.833		1.00	269	34	1.00	224	41		C, D
93.333		0.85	256	30	0.85	213	36		C, D

For dimensions, see page 6-122 onwards.

# Helical-bevel gearbox selection table

## Gearbox with free input shaft



$M_2 \text{ perm} \leq 331 \text{ Nm}$		GKS05-3W □□□							
Gearbox with free input shaft	i	50 Hz			60 Hz			50 Hz	60 Hz
		$P_{1 \text{ perm}}$	$M_2 \text{ perm}$	$n_2$	$P_{1 \text{ perm}}$	$M_2 \text{ perm}$	$n_2$	Consultation required for mounting position	
		[kW]	[Nm]	[rpm]	[kW]	[Nm]	[rpm]		
		<b><math>n_1 = 1400 \text{ rpm}</math></b>			<b><math>n_1 = 1680 \text{ rpm}</math></b>				
GKS05 - 3W □□□ 1B	13.176	1.45	124	106	1.68	119	128		
	32.744	1.45	308	43	1.68	297	51		
	36.894	1.26	302	38	1.46	291	46		
	41.765	1.22	331	34	1.41	319	40		
	47.059	1.00	304	30	1.15	293	36		
	66.592	0.77	331	21	0.89	319	25		
	75.033	0.64	310	19	0.74	299	22		
	82.833	0.62	331	17	0.71	319	20		
	93.333	0.52	315	15	0.60	303	18		
	107.196	0.48	331	13	0.55	319	16		
	120.784	0.40	315	12	0.47	303	14		
	130.097	0.39	331	11	0.45	319	13		
	146.588	0.33	315	9.6	0.38	303	12		
	166.276	0.31	331	8.4	0.36	319	10		
	187.353	0.26	315	7.5	0.30	303	9.0		
	211.200	0.23	314	6.6	0.27	302	8.0		
	227.484	0.19	278	6.2	0.22	267	7.4		
	256.320	0.19	313	5.5	0.22	301	6.6		
290.745	0.15	277	4.8	0.17	266	5.8			
327.600	0.15	312	4.3	0.17	300	5.1			
GKS05 - 3W □□□ 1C	13.176	1.94	165	106	2.24	159	128		
	29.931	1.70	330	47	1.97	318	56		
	32.744	1.56	331	43	1.80	319	51		
	36.894	1.26	302	38	1.46	291	46		
	41.765	1.22	331	34	1.41	319	40		
	47.059	1.00	304	30	1.15	293	36		
	51.162	1.00	331	27	1.15	319	33		
	57.647	0.82	307	24	0.95	296	29		
	66.592	0.77	331	21	0.89	319	25		
	75.033	0.64	310	19	0.74	299	22		
	82.833	0.62	331	17	0.71	319	20		
	93.333	0.52	315	15	0.60	303	18		
	107.196	0.48	331	13	0.55	319	16		
	120.784	0.40	315	12	0.47	303	14		
	130.097	0.39	331	11	0.45	319	13		
	146.588	0.33	315	9.6	0.38	303	12		
	211.200	0.23	314	6.6	0.27	302	8.0		
	227.484	0.19	278	6.2	0.22	267	7.4		
256.320	0.19	313	5.5	0.22	301	6.6			
GKS05 - 3W □□□ 1D	6.863	3.32	147	204	3.83	142	245		
	9.412	2.70	165	149	3.12	159	179		
	10.569	3.32	227	133	3.83	219	159		
	11.667	3.32	251	120	3.83	241	144		
	13.176	1.94	165	106	2.24	159	128		
	14.494	2.70	254	97	3.12	244	116		
	16.000	2.70	280	88	3.12	270	105		
	17.054	2.84	314	82	3.28	302	99		
	19.216	2.39	297	73	2.76	286	87		
	23.388	2.17	329	60	2.51	317	72		
	26.353	1.75	298	53	2.02	287	64		
	29.931	1.70	330	47	1.97	318	56		
	32.744	1.56	331	43	1.80	319	51		
	36.894	1.26	302	38	1.46	291	46		
	41.765	1.22	331	34	1.41	319	40		
	47.059	1.00	304	30	1.15	293	36		
	51.162	1.00	331	27	1.15	319	33		
	57.647	0.82	307	24	0.95	296	29		
	66.592	0.77	331	21	0.89	319	25		
	75.033	0.64	310	19	0.74	299	22		
	82.833	0.62	331	17	0.71	319	20		
	93.333	0.52	315	15	0.60	303	18		

For dimensions, see page 6-122 onwards.

# Helical-bevel gearbox selection table

Gearbox with free input shaft

$M_2 \text{ perm} \leq 331 \text{ Nm}$		GKS05-3W □□□							
Gearbox with free input shaft	i	50 Hz			60 Hz			50 Hz	60 Hz
		$P_{1 \text{ perm}}$	$M_2 \text{ perm}$	$n_2$	$P_{1 \text{ perm}}$	$M_2 \text{ perm}$	$n_2$	Consultation required for mounting position	
		[kW]	[Nm]	[rpm]	[kW]	[Nm]	[rpm]		
		<b><math>n_1 = 700 \text{ rpm}</math></b>			<b><math>n_1 = 840 \text{ rpm}</math></b>				
GKS05 - 3W □□□ 1B	13.176	0.73	124	53	0.87	124	64		
	32.744	0.73	308	21	0.87	308	26		
	36.894	0.63	302	19	0.76	302	23		
	41.765	0.61	331	17	0.73	331	20		
	47.059	0.50	304	15	0.60	304	18		
	66.592	0.38	331	11	0.46	331	13		
	75.033	0.32	310	9.3	0.38	310	11		
	82.833	0.31	331	8.5	0.37	331	10		
	93.333	0.26	315	7.5	0.31	315	9.0		
	107.196	0.24	331	6.5	0.29	331	7.8		
	120.784	0.20	315	5.8	0.24	315	7.0		
	130.097	0.20	331	5.4	0.24	331	6.5		
	146.588	0.17	315	4.8	0.20	315	5.7		
	166.276	0.15	331	4.2	0.18	331	5.1		
	187.353	0.13	315	3.7	0.16	315	4.5		
	211.200	0.11	314	3.3	0.14	314	4.0		
	227.484	0.09	278	3.1	0.11	278	3.7		
	256.320	0.09	313	2.7	0.11	313	3.3		
	290.745	0.07	277	2.4	0.09	277	2.9		
	327.600	0.07	312	2.1	0.09	312	2.6		
GKS05 - 3W □□□ 1C	13.176	0.97	165	53	1.16	165	64		
	29.931	0.85	330	23	1.02	330	28		
	32.744	0.78	331	21	0.94	331	26		
	36.894	0.63	302	19	0.76	302	23		
	41.765	0.61	331	17	0.73	331	20		
	47.059	0.50	304	15	0.60	304	18		
	51.162	0.50	331	14	0.60	331	16		
	57.647	0.41	307	12	0.49	307	15		
	66.592	0.38	331	11	0.46	331	13		
	75.033	0.32	310	9.3	0.38	310	11		
	82.833	0.31	331	8.5	0.37	331	10		
	93.333	0.26	315	7.5	0.31	315	9.0		
	107.196	0.24	331	6.5	0.29	331	7.8		
	120.784	0.20	315	5.8	0.24	315	7.0		
	130.097	0.20	331	5.4	0.24	331	6.5		
	146.588	0.17	315	4.8	0.20	315	5.7		
	211.200	0.11	314	3.3	0.14	314	4.0		
	227.484	0.09	278	3.1	0.11	278	3.7		
	256.320	0.09	313	2.7	0.11	313	3.3		
	GKS05 - 3W □□□ 1D	6.863	1.66	147	102	1.99	147	122	
9.412		1.35	165	74	1.62	165	89		
10.569		1.66	227	66	1.99	227	80		
11.667		1.66	251	60	1.99	251	72		
13.176		0.97	165	53	1.16	165	64		
14.494		1.35	254	48	1.62	254	58		
16.000		1.35	280	44	1.62	280	53		
17.054		1.42	314	41	1.70	314	49		
19.216		1.19	297	36	1.43	297	44		
23.388		1.09	329	30	1.30	329	36		
26.353		0.87	298	27	1.05	298	32		
29.931		0.85	330	23	1.02	330	28		
32.744		0.78	331	21	0.94	331	26		
36.894		0.63	302	19	0.76	302	23		
41.765		0.61	331	17	0.73	331	20		
47.059		0.50	304	15	0.60	304	18		
51.162		0.50	331	14	0.60	331	16		
57.647		0.41	307	12	0.49	307	15		
66.592		0.38	331	11	0.46	331	13		
75.033		0.32	310	9.3	0.38	310	11		
82.833	0.31	331	8.5	0.37	331	10			
93.333	0.26	315	7.5	0.31	315	9.0			

For dimensions, see page 6-122 onwards.

# Helical-bevel gearbox selection table

## Gearbox with free input shaft



$M_2 \text{ perm} \leq 331 \text{ Nm}$		GKS05-4W □□□							
Gearbox with free input shaft	i	50 Hz			60 Hz			50 Hz	60 Hz
		$P_1 \text{ perm}$	$M_2 \text{ perm}$	$n_2$	$P_1 \text{ perm}$	$M_2 \text{ perm}$	$n_2$	Consultation required for mounting position	
		[kW]	[Nm]	[rpm]	[kW]	[Nm]	[rpm]		
		<b><math>n_1 = 1400 \text{ rpm}</math></b>			<b><math>n_1 = 1680 \text{ rpm}</math></b>				
GKS05 - 4W □□□ 1A	95.238	0.27	166	15	0.32	160	18		
	114.987	0.35	256	12	0.40	247	15		
	126.933	0.35	283	11	0.40	272	13		
	146.667	0.27	256	9.6	0.32	247	12		
	161.905	0.27	283	8.7	0.32	272	10		
	185.547	0.28	331	7.6	0.32	319	9.1		
	209.067	0.24	315	6.7	0.27	303	8.0		
	225.867	0.18	256	6.2	0.21	247	7.4		
	236.667	0.22	331	5.9	0.25	319	7.1		
	364.467	0.14	331	3.8	0.16	319	4.6		
	410.667	0.12	315	3.4	0.14	303	4.1		
	469.389	0.11	331	3.0	0.13	319	3.6		
	510.000	0.09	283	2.8	0.10	272	3.3		
	528.889	0.09	315	2.7	0.11	303	3.2		
	594.894	0.09	331	2.4	0.10	319	2.8		
	670.303	0.07	315	2.1	0.09	303	2.5		
	820.760	0.05	280	1.7	0.06	270	2.1		
	924.800	0.05	315	1.5	0.06	303	1.8		
1040.215	0.04	280	1.4	0.05	270	1.6			
1172.073	0.04	315	1.2	0.05	303	1.4			
1303.560	0.03	280	1.1	0.04	270	1.3			
1468.800	0.03	315	1.0	0.04	303	1.1			
1717.389	0.03	280	0.8	0.03	270	1.0			
1935.086	0.03	315	0.7	0.03	303	0.9			
GKS05 - 4W □□□ 1B	95.238	0.27	166	15	0.32	160	18		
	114.987	0.35	256	12	0.40	247	15		
	126.933	0.35	283	11	0.40	272	13		
	146.667	0.27	256	9.6	0.32	247	12		
	161.905	0.27	283	8.7	0.32	272	10		
	185.547	0.28	331	7.6	0.32	319	9.1		
	209.067	0.24	315	6.7	0.27	303	8.0		
	225.867	0.18	256	6.2	0.21	247	7.4		
	236.667	0.22	331	5.9	0.25	319	7.1		
	289.917	0.18	331	4.8	0.21	319	5.8		
	326.667	0.15	315	4.3	0.17	303	5.1		
	364.467	0.14	331	3.8	0.16	319	4.6		
	410.667	0.12	315	3.4	0.14	303	4.1		
	469.389	0.11	331	3.0	0.13	319	3.6		
	510.000	0.09	283	2.8	0.10	272	3.3		
	528.889	0.09	315	2.7	0.11	303	3.2		
	594.894	0.09	331	2.4	0.10	319	2.8		
	670.303	0.07	315	2.1	0.09	303	2.5		
820.760	0.05	280	1.7	0.06	270	2.1			
924.800	0.05	315	1.5	0.06	303	1.8			
1040.215	0.04	280	1.4	0.05	270	1.6			
1172.073	0.04	315	1.2	0.05	303	1.4			
1303.560	0.03	280	1.1	0.04	270	1.3			
1468.800	0.03	315	1.0	0.04	303	1.1			
GKS05 - 4W □□□ 1C	95.238	0.27	166	15	0.32	160	18		
	114.987	0.35	256	12	0.40	247	15		
	126.933	0.35	283	11	0.40	272	13		
	146.667	0.27	256	9.6	0.32	247	12		
	161.905	0.27	283	8.7	0.32	272	10		
	185.547	0.28	331	7.6	0.32	319	9.1		
	209.067	0.24	315	6.7	0.27	303	8.0		
	225.867	0.18	256	6.2	0.21	247	7.4		
	236.667	0.22	331	5.9	0.25	319	7.1		
	289.917	0.18	331	4.8	0.21	319	5.8		

For dimensions, see page 6-122 onwards.

# Helical-bevel gearbox selection table

Gearbox with free input shaft

$M_2 \text{ perm} \leq 331 \text{ Nm}$		GKS05-4W □□□							
Gearbox with free input shaft	i	50 Hz			60 Hz			50 Hz	60 Hz
		$P_1 \text{ perm}$	$M_2 \text{ perm}$	$n_2$	$P_1 \text{ perm}$	$M_2 \text{ perm}$	$n_2$	Consultation required for mounting position	
		[kW]	[Nm]	[rpm]	[kW]	[Nm]	[rpm]		
GKS05 - 4W □□□ 1C		<b><math>n_1 = 1400 \text{ rpm}</math></b>			<b><math>n_1 = 1680 \text{ rpm}</math></b>				
	469.389	0.11	331	3.0	0.13	319	3.6		
	528.889	0.09	315	2.7	0.11	303	3.2		
	820.760	0.05	280	1.7	0.06	270	2.1		
	924.800	0.05	315	1.5	0.06	303	1.8		
GKS05 - 4W □□□ 1A		<b><math>n_1 = 700 \text{ rpm}</math></b>			<b><math>n_1 = 840 \text{ rpm}</math></b>				
	95.238	0.14	166	7.4	0.16	166	8.8		
	114.987	0.18	256	6.1	0.21	256	7.3		
	126.933	0.18	283	5.5	0.21	283	6.6		
	146.667	0.14	256	4.8	0.16	256	5.7		
	161.905	0.14	283	4.3	0.16	283	5.2		
	185.547	0.14	331	3.8	0.17	331	4.5		
	209.067	0.12	315	3.4	0.14	315	4.0		
	225.867	0.09	256	3.1	0.11	256	3.7		
	236.667	0.11	331	3.0	0.13	331	3.6		
	364.467	0.07	331	1.9	0.09	331	2.3		
	410.667	0.06	315	1.7	0.07	315	2.1		
	469.389	0.06	331	1.5	0.07	331	1.8		
	510.000	0.04	283	1.4	0.05	283	1.7		
	528.889	0.05	315	1.3	0.06	315	1.6		
	594.894	0.04	331	1.2	0.05	331	1.4		
	670.303	0.04	315	1.0	0.04	315	1.3		
	820.760	0.03	280	0.9	0.03	280	1.0		
	924.800	0.03	315	0.8	0.03	315	0.9		
	1040.215	0.02	280	0.7	0.03	280	0.8		
	1172.073	0.02	315	0.6	0.03	315	0.7		
	1303.560	0.02	280	0.5	0.02	280	0.6		
	1468.800	0.02	315	0.5	0.02	315	0.6		
1717.389	0.01	280	0.4	0.02	280	0.5			
1935.086	0.01	315	0.4	0.02	315	0.4			
GKS05 - 4W □□□ 1B		<b><math>n_1 = 700 \text{ rpm}</math></b>			<b><math>n_1 = 840 \text{ rpm}</math></b>				
	95.238	0.14	166	7.4	0.16	166	8.8		
	114.987	0.18	256	6.1	0.21	256	7.3		
	126.933	0.18	283	5.5	0.21	283	6.6		
	146.667	0.14	256	4.8	0.16	256	5.7		
	161.905	0.14	283	4.3	0.16	283	5.2		
	185.547	0.14	331	3.8	0.17	331	4.5		
	209.067	0.12	315	3.4	0.14	315	4.0		
	225.867	0.09	256	3.1	0.11	256	3.7		
	236.667	0.11	331	3.0	0.13	331	3.6		
	289.917	0.09	331	2.4	0.11	331	2.9		
	326.667	0.08	315	2.1	0.09	315	2.6		
	364.467	0.07	331	1.9	0.09	331	2.3		
	410.667	0.06	315	1.7	0.07	315	2.1		
	469.389	0.06	331	1.5	0.07	331	1.8		
	510.000	0.04	283	1.4	0.05	283	1.7		
	528.889	0.05	315	1.3	0.06	315	1.6		
	594.894	0.04	331	1.2	0.05	331	1.4		
	670.303	0.04	315	1.0	0.04	315	1.3		
	820.760	0.03	280	0.9	0.03	280	1.0		
	924.800	0.03	315	0.8	0.03	315	0.9		
	1040.215	0.02	280	0.7	0.03	280	0.8		
	1172.073	0.02	315	0.6	0.03	315	0.7		
1303.560	0.02	280	0.5	0.02	280	0.6			
1468.800	0.02	315	0.5	0.02	315	0.6			
GKS05 - 4W □□□ 1C		<b><math>n_1 = 700 \text{ rpm}</math></b>			<b><math>n_1 = 840 \text{ rpm}</math></b>				
	95.238	0.14	166	7.4	0.16	166	8.8		
	114.987	0.18	256	6.1	0.21	256	7.3		
	126.933	0.18	283	5.5	0.21	283	6.6		
	146.667	0.14	256	4.8	0.16	256	5.7		
	161.905	0.14	283	4.3	0.16	283	5.2		
	185.547	0.14	331	3.8	0.17	331	4.5		
209.067	0.12	315	3.4	0.14	315	4.0			
225.867	0.09	256	3.1	0.11	256	3.7			

For dimensions, see page 6-122 onwards.



# Helical-bevel gearbox selection table

## Gearbox with free input shaft



$M_{2 \text{ perm}} \leq 331 \text{ Nm}$		GKS05-4W □□□							
Gearbox with free input shaft	i	50 Hz			60 Hz			50 Hz	60 Hz
		$P_{1 \text{ perm}}$	$M_{2 \text{ perm}}$	$n_2$	$P_{1 \text{ perm}}$	$M_{2 \text{ perm}}$	$n_2$	Consultation required for mounting position	
		[kW]	[Nm]	[rpm]	[kW]	[Nm]	[rpm]		
GKS05 - 4W □□□ 1C		<b><math>n_1 = 700 \text{ rpm}</math></b>			<b><math>n_1 = 840 \text{ rpm}</math></b>				
	236.667	0.11	331	3.0	0.13	331	3.6		
	289.917	0.09	331	2.4	0.11	331	2.9		
	326.667	0.08	315	2.1	0.09	315	2.6		
	364.467	0.07	331	1.9	0.09	331	2.3		
	410.667	0.06	315	1.7	0.07	315	2.1		
	469.389	0.06	331	1.5	0.07	331	1.8		
	528.889	0.05	315	1.3	0.06	315	1.6		
	820.760	0.03	280	0.9	0.03	280	1.0		
	924.800	0.03	315	0.8	0.03	315	0.9		

For dimensions, see page 6-122 onwards.

# Helical-bevel gearbox selection table

Gearbox with free input shaft

$M_2 \text{ perm} \leq 702 \text{ Nm}$		GKS06-3W □□□							
Gearbox with free input shaft	i	50 Hz			60 Hz			50 Hz	60 Hz
		$P_1 \text{ perm}$	$M_2 \text{ perm}$	$n_2$	$P_1 \text{ perm}$	$M_2 \text{ perm}$	$n_2$	Consultation required for mounting position	
		[kW]	[Nm]	[rpm]	[kW]	[Nm]	[rpm]		
		<b><math>n_1 = 2800 \text{ rpm}</math></b>			<b><math>n_1 = 3360 \text{ rpm}</math></b>				
GKS06 - 3W □□□ 1C	36.303	4.01	471	77	4.01	393	93	C, D	
	57.882	2.77	519	48	2.77	433	58	C, D	
	65.207	2.40	507	43	2.40	422	52	C, D	
	72.000	2.32	540	39	2.32	450	47	C, D	
	81.111	1.95	512	35	1.95	426	41	C, D	
	93.176	1.79	540	30	1.79	450	36	C, D	
	104.967	1.52	516	27	1.52	430	32	C, D	
	113.082	1.55	568	25	1.55	473	30	C, D	
	127.392	1.25	516	22	1.25	430	26	C, D	
	142.941	1.23	570	20	1.23	475	24	C, D	
	161.029	0.99	516	17	0.99	430	21	C, D	
	190.080	0.93	570	15	0.93	475	18	C, D	
	214.133	0.74	516	13	0.74	430	16	C, D	
	230.688	0.76	570	12	0.76	475	15	C, D	
	259.880	0.61	516	11	0.61	430	13	C, D	
	291.600	0.60	570	9.6	0.60	475	12	C, D	
	328.500	0.48	516	8.5	0.48	430	10	C, D	
GKS06 - 3W □□□ 1D	11.382	7.29	269	246	7.29	224	295	C, D	
	17.809	7.29	421	157	7.29	351	189	C, D	
	26.017	6.54	551	108	6.54	460	129	C, D	
	28.461	6.01	554	98	6.01	462	118	C, D	
	32.063	4.77	495	87	4.77	413	105	C, D	
	36.303	4.73	556	77	4.73	464	93	C, D	
	44.471	3.88	560	63	3.88	466	76	C, D	
	53.074	3.28	564	53	3.28	470	63	C, D	
	57.882	3.01	564	48	3.01	470	58	C, D	
	65.207	2.40	507	43	2.40	422	52	C, D	
	72.000	2.44	570	39	2.44	475	47	C, D	
	81.111	1.95	512	35	1.95	426	41	C, D	
	93.176	1.89	570	30	1.89	475	36	C, D	
	104.967	1.52	516	27	1.52	430	32	C, D	
	113.082	1.56	570	25	1.56	475	30	C, D	
	127.392	1.25	516	22	1.25	430	26	C, D	
	190.080	0.93	570	15	0.93	475	18	C, D	
214.133	0.74	516	13	0.74	430	16	C, D		
230.688	0.76	570	12	0.76	475	15	C, D		
259.880	0.61	516	11	0.61	430	13	C, D		
GKS06 - 3W □□□ 1E	6.485	10.17	214	432	10.17	178	518	C, D	
	9.196	10.17	303	305	10.17	252	365	C, D	
	10.147	10.17	334	276	10.17	279	331	C, D	
	11.382	7.29	269	246	7.29	224	295	C, D	
	12.612	8.47	346	222	8.47	288	266	C, D	
	14.824	10.15	488	189	10.15	406	227	C, D	
	16.699	9.07	491	168	9.07	409	201	C, D	
	17.809	7.29	421	157	7.29	351	189	C, D	
	20.329	8.20	540	138	8.20	450	165	C, D	
	22.902	6.63	492	122	6.63	410	147	C, D	
	26.017	6.54	551	108	6.54	460	129	C, D	
	28.461	6.01	554	98	6.01	462	118	C, D	
	32.063	4.77	495	87	4.77	413	105	C, D	
	36.303	4.73	556	77	4.73	464	93	C, D	
	41.472	4.16	560	68	4.16	466	81	C, D	
	44.471	3.88	560	63	3.88	466	76	C, D	
	53.074	3.28	564	53	3.28	470	63	C, D	
57.882	3.01	564	48	3.01	470	58	C, D		
65.207	2.40	507	43	2.40	422	52	C, D		
72.000	2.44	570	39	2.44	475	47	C, D		
81.111	1.95	512	35	1.95	426	41	C, D		

For dimensions, see page 6-122 onwards.

# Helical-bevel gearbox selection table

## Gearbox with free input shaft



$M_2 \text{ perm} \leq 702 \text{ Nm}$		GKS06-3W □□□							
Gearbox with free input shaft	i	50 Hz			60 Hz			50 Hz	60 Hz
		$P_1 \text{ perm}$	$M_2 \text{ perm}$	$n_2$	$P_1 \text{ perm}$	$M_2 \text{ perm}$	$n_2$	Consultation required for mounting position	
		[kW]	[Nm]	[rpm]	[kW]	[Nm]	[rpm]		
GKS06 - 3W □□□ 1F		<b><math>n_1 = 2800 \text{ rpm}</math></b>			<b><math>n_1 = 3360 \text{ rpm}</math></b>				
	6.485	10.17	214	432				C, D	
	9.196	10.17	303	305				C, D	
	10.147	10.17	334	276				C, D	
	11.382	7.29	269	246				C, D	
	12.612	8.47	346	222				C, D	
	14.824	10.15	488	189				C, D	
	16.699	9.07	491	168				C, D	
	17.809	7.29	421	157				C, D	
	20.329	8.20	540	138				C, D	
	22.902	6.63	492	122				C, D	
	26.017	6.54	551	108				C, D	
	28.461	6.01	554	98				C, D	
	32.063	4.77	495	87				C, D	
	36.303	4.73	556	77				C, D	
	41.472	4.16	560	68				C, D	
	44.471	3.88	560	63				C, D	
53.074	3.28	564	53				C, D		
GKS06 - 3W □□□ 1C		<b><math>n_1 = 1400 \text{ rpm}</math></b>			<b><math>n_1 = 1680 \text{ rpm}</math></b>				
	36.303	2.47	580	39	2.85	559	46		
	57.882	1.71	639	24	1.97	616	29		
	65.207	1.48	624	22	1.71	601	26		
	72.000	1.43	665	19	1.65	640	23		
	81.111	1.20	630	17	1.39	607	21		
	93.176	1.10	664	15	1.27	640	18		
	104.967	0.93	635	13	1.08	611	16		
	113.082	0.95	700	12	1.10	674	15		
	127.392	0.77	635	11	0.89	611	13		
	142.941	0.76	702	9.8	0.88	676	12		
	161.029	0.61	635	8.7	0.70	611	10		
	190.080	0.57	702	7.4	0.66	676	8.8		
	214.133	0.46	635	6.5	0.53	611	7.9		
	230.688	0.47	702	6.1	0.54	676	7.3		
	259.880	0.38	635	5.4	0.44	611	6.5		
	291.600	0.37	702	4.8	0.43	676	5.8		
328.500	0.30	635	4.3	0.34	611	5.1			
GKS06 - 3W □□□ 1D									
	11.382	4.49	331	123	5.19	319	148		
	17.809	4.49	518	79	5.19	499	94		
	26.017	4.03	679	54	4.65	654	65		
	28.461	3.70	682	49	4.27	657	59		
	32.063	2.94	610	44	3.39	587	52		
	36.303	2.91	685	39	3.37	660	46		
	44.471	2.39	689	32	2.76	663	38		
	53.074	2.02	695	26	2.34	669	32		
	57.882	1.85	695	24	2.14	669	29		
	65.207	1.48	624	22	1.71	601	26		
	72.000	1.50	702	19	1.74	676	23		
	81.111	1.20	630	17	1.39	607	21		
	93.176	1.16	702	15	1.34	676	18		
	104.967	0.93	635	13	1.08	611	16		
	113.082	0.96	702	12	1.11	676	15		
	127.392	0.77	635	11	0.89	611	13		
190.080	0.57	702	7.4	0.66	676	8.8			
214.133	0.46	635	6.5	0.53	611	7.9			
230.688	0.47	702	6.1	0.54	676	7.3			
259.880	0.38	635	5.4	0.44	611	6.5			

For dimensions, see page 6-122 onwards.

# Helical-bevel gearbox selection table

## Gearbox with free input shaft

$M_2 \text{ perm} \leq 702 \text{ Nm}$		GKS06-3W □□□								
Gearbox with free input shaft	i	50 Hz			60 Hz			50 Hz	60 Hz	
		$P_1 \text{ perm}$	$M_2 \text{ perm}$	$n_2$	$P_1 \text{ perm}$	$M_2 \text{ perm}$	$n_2$	Consultation required for mounting position		
		[kW]	[Nm]	[rpm]	[kW]	[Nm]	[rpm]			
GKS06 - 3W □□□ 1E		<b><math>n_1 = 1400 \text{ rpm}</math></b>			<b><math>n_1 = 1680 \text{ rpm}</math></b>					
	6.485	6.26	263	216	7.23	253	259			
	9.196	6.26	373	152	7.23	359	183			
	10.147	6.26	412	138	7.23	396	166			
	11.382	4.49	331	123	5.19	319	148			
	12.612	5.21	426	111	6.03	410	133			
	14.824	6.25	600	94	7.22	578	113			
	16.699	5.58	604	84	6.45	582	101			
	17.809	4.49	518	79	5.19	499	94			
	20.329	5.05	665	69	5.84	641	83			
	22.902	4.08	606	61	4.72	584	73			
	26.017	4.03	679	54	4.65	654	65			
	28.461	3.70	682	49	4.27	657	59			
	32.063	2.94	610	44	3.39	587	52			
	36.303	2.91	685	39	3.37	660	46			
	41.472	2.56	689	34	2.96	663	41			
	44.471	2.39	689	32	2.76	663	38			
	53.074	2.02	695	26	2.34	669	32			
	57.882	1.85	695	24	2.14	669	29			
	65.207	1.48	624	22	1.71	601	26			
72.000	1.50	702	19	1.74	676	23				
81.111	1.20	630	17	1.39	607	21				
GKS06 - 3W □□□ 1F										
	6.485	6.26	263	216	7.23	253	259		C, D	
	9.196	6.26	373	152	7.23	359	183		C, D	
	10.147	6.26	412	138	7.23	396	166		C, D	
	11.382	4.49	331	123	5.19	319	148		C, D	
	12.612	5.21	426	111	6.03	410	133		C, D	
	14.824	6.25	600	94	7.22	578	113		C, D	
	16.699	5.58	604	84	6.45	582	101		C, D	
	17.809	4.49	518	79	5.19	499	94		C, D	
	20.329	5.05	665	69	5.84	641	83		C, D	
	22.902	4.08	606	61	4.72	584	73		C, D	
	26.017	4.03	679	54	4.65	654	65		C, D	
	28.461	3.70	682	49	4.27	657	59		C, D	
	32.063	2.94	610	44	3.39	587	52		C, D	
	36.303	2.91	685	39	3.37	660	46		C, D	
	41.472	2.56	689	34	2.96	663	41		C, D	
	44.471	2.39	689	32	2.76	663	38		C, D	
	53.074	2.02	695	26	2.34	669	32		C, D	
	GKS06 - 3W □□□ 1C		<b><math>n_1 = 700 \text{ rpm}</math></b>			<b><math>n_1 = 840 \text{ rpm}</math></b>				
		36.303	1.23	580	19	1.48	580	23		
57.882		0.85	639	12	1.02	639	15			
65.207		0.74	624	11	0.89	624	13			
72.000		0.71	665	9.7	0.86	665	12			
81.111		0.60	630	8.6	0.72	630	10			
93.176		0.55	664	7.5	0.66	664	9.0			
104.967		0.47	635	6.7	0.56	635	8.0			
113.082		0.48	700	6.2	0.57	700	7.4			
127.392		0.38	635	5.5	0.46	635	6.6			
142.941		0.38	702	4.9	0.45	702	5.9			
161.029		0.30	635	4.4	0.37	635	5.2			
190.080		0.28	702	3.7	0.34	702	4.4			
214.133		0.23	635	3.3	0.27	635	3.9			
230.688		0.23	702	3.0	0.28	702	3.6			
259.880		0.19	635	2.7	0.23	635	3.2			
291.600	0.19	702	2.4	0.22	702	2.9				
328.500	0.15	635	2.1	0.18	635	2.6				

For dimensions, see page 6-122 onwards.

# Helical-bevel gearbox selection table

## Gearbox with free input shaft



$M_2 \text{ perm} \leq 702 \text{ Nm}$		GKS06-3W □□□							
Gearbox with free input shaft	i	50 Hz			60 Hz			50 Hz	60 Hz
		$P_{1 \text{ perm}}$	$M_2 \text{ perm}$	$n_2$	$P_{1 \text{ perm}}$	$M_2 \text{ perm}$	$n_2$	Consultation required for mounting position	
		[kW]	[Nm]	[rpm]	[kW]	[Nm]	[rpm]		
		<b><math>n_1 = 700 \text{ rpm}</math></b>			<b><math>n_1 = 840 \text{ rpm}</math></b>				
GKS06 - 3W □□□ 1D	11.382	2.25	331	62	2.69	331	74		
	17.809	2.25	518	39	2.69	518	47		
	26.017	2.01	679	27	2.42	679	32		
	28.461	1.85	682	25	2.22	682	30		
	32.063	1.47	610	22	1.76	610	26		
	36.303	1.46	685	19	1.75	685	23		
	44.471	1.20	689	16	1.43	689	19		
	53.074	1.01	695	13	1.21	695	16		
	57.882	0.93	695	12	1.11	695	15		
	65.207	0.74	624	11	0.89	624	13		
	72.000	0.75	702	9.7	0.90	702	12		
	81.111	0.60	630	8.6	0.72	630	10		
	93.176	0.58	702	7.5	0.70	702	9.0		
	104.967	0.47	635	6.7	0.56	635	8.0		
	113.082	0.48	702	6.2	0.57	702	7.4		
	127.392	0.38	635	5.5	0.46	635	6.6		
	190.080	0.28	702	3.7	0.34	702	4.4		
	214.133	0.23	635	3.3	0.27	635	3.9		
230.688	0.23	702	3.0	0.28	702	3.6			
259.880	0.19	635	2.7	0.23	635	3.2			
GKS06 - 3W □□□ 1E	6.485	3.13	263	108	3.76	263	130		
	9.196	3.13	373	76	3.76	373	91		
	10.147	3.13	412	69	3.76	412	83		
	11.382	2.25	331	62	2.69	331	74		
	12.612	2.61	426	56	3.13	426	67		
	14.824	3.13	600	47	3.75	600	57		
	16.699	2.79	604	42	3.35	604	50		
	17.809	2.25	518	39	2.69	518	47		
	20.329	2.53	665	34	3.03	665	41		
	22.902	2.04	606	31	2.45	606	37		
	26.017	2.01	679	27	2.42	679	32		
	28.461	1.85	682	25	2.22	682	30		
	32.063	1.47	610	22	1.76	610	26		
	36.303	1.46	685	19	1.75	685	23		
	41.472	1.28	689	17	1.54	689	20		
	44.471	1.20	689	16	1.43	689	19		
	53.074	1.01	695	13	1.21	695	16		
	57.882	0.93	695	12	1.11	695	15		
65.207	0.74	624	11	0.89	624	13			
72.000	0.75	702	9.7	0.90	702	12			
81.111	0.60	630	8.6	0.72	630	10			
GKS06 - 3W □□□ 1F	6.485	3.13	263	108	3.76	263	130		
	9.196	3.13	373	76	3.76	373	91		
	10.147	3.13	412	69	3.76	412	83		
	11.382	2.25	331	62	2.69	331	74		
	12.612	2.61	426	56	3.13	426	67		
	14.824	3.13	600	47	3.75	600	57		
	16.699	2.79	604	42	3.35	604	50		
	17.809	2.25	518	39	2.69	518	47		
	20.329	2.53	665	34	3.03	665	41		
	22.902	2.04	606	31	2.45	606	37		
	26.017	2.01	679	27	2.42	679	32		
	28.461	1.85	682	25	2.22	682	30		
	32.063	1.47	610	22	1.76	610	26		
	36.303	1.46	685	19	1.75	685	23		
	41.472	1.28	689	17	1.54	689	20		
	44.471	1.20	689	16	1.43	689	19		
	53.074	1.01	695	13	1.21	695	16		

For dimensions, see page 6-122 onwards.

# Helical-bevel gearbox selection table

Gearbox with free input shaft

$M_{2 \text{ perm}} \leq 702 \text{ Nm}$		GKS06-4W □□□							
Gearbox with free input shaft	i	50 Hz			60 Hz			50 Hz	60 Hz
		$P_{1 \text{ perm}}$	$M_{2 \text{ perm}}$	$n_2$	$P_{1 \text{ perm}}$	$M_{2 \text{ perm}}$	$n_2$	Consultation required for mounting position	
		[kW]	[Nm]	[rpm]	[kW]	[Nm]	[rpm]		
		<b><math>n_1 = 1400 \text{ rpm}</math></b>			<b><math>n_1 = 1680 \text{ rpm}</math></b>				
GKS06 - 4W □□□ 1A	103.721	0.59	390	14	0.68	375	16		
	113.205	0.59	425	12	0.68	410	15		
	127.059	0.59	478	11	0.68	460	13		
	140.816	0.59	529	9.9	0.68	510	12		
	174.336	0.48	537	8.0	0.56	517	9.6		
	224.524	0.38	537	6.2	0.43	517	7.5		
	279.286	0.30	537	5.0	0.35	517	6.0		
	316.800	0.35	702	4.4	0.40	676	5.3		
	361.429	0.23	537	3.9	0.27	517	4.7		
	408.000	0.27	702	3.4	0.31	676	4.1		
	458.067	0.18	537	3.1	0.21	517	3.7		
	517.091	0.21	702	2.7	0.25	676	3.3		
	555.927	0.15	537	2.5	0.18	517	3.0		
	640.800	0.17	702	2.2	0.20	676	2.6		
	696.668	0.12	537	2.0	0.14	517	2.4		
	812.137	0.14	702	1.7	0.16	676	2.1		
914.907	0.11	635	1.5	0.13	611	1.8			
1017.741	0.11	702	1.4	0.13	676	1.7			
1146.529	0.09	635	1.2	0.10	611	1.5			
1340.834	0.08	702	1.0	0.09	676	1.3			
1510.507	0.07	635	0.9	0.08	611	1.1			
GKS06 - 4W □□□ 1B	103.721	1.04	685	14	1.20	660	16		
	113.205	0.74	537	12	0.86	517	15		
	127.059	0.85	689	11	0.98	663	13		
	140.816	0.60	537	9.9	0.69	517	12		
	155.647	0.70	689	9.0	0.80	663	11		
	174.336	0.48	537	8.0	0.56	517	9.6		
	202.588	0.54	695	6.9	0.62	669	8.3		
	224.524	0.38	537	6.2	0.43	517	7.5		
	252.000	0.44	702	5.6	0.51	676	6.7		
	279.286	0.30	537	5.0	0.35	517	6.0		
	316.800	0.35	702	4.4	0.40	676	5.3		
	361.429	0.23	537	3.9	0.27	517	4.7		
	408.000	0.27	702	3.4	0.31	676	4.1		
	458.067	0.18	537	3.1	0.21	517	3.7		
	517.091	0.21	702	2.7	0.25	676	3.3		
	555.927	0.15	537	2.5	0.18	517	3.0		
640.800	0.17	702	2.2	0.20	676	2.6			
696.668	0.12	537	2.0	0.14	517	2.4			
812.137	0.14	702	1.7	0.16	676	2.1			
914.907	0.11	635	1.5	0.13	611	1.8			
1017.741	0.11	702	1.4	0.13	676	1.7			
1146.529	0.09	635	1.2	0.10	611	1.5			
GKS06 - 4W □□□ 1C	103.721	1.04	685	14	1.20	660	16		
	113.205	0.74	537	12	0.86	517	15		
	127.059	0.85	689	11	0.98	663	13		
	140.816	0.60	537	9.9	0.69	517	12		
	155.647	0.70	689	9.0	0.80	663	11		
	174.336	0.48	537	8.0	0.56	517	9.6		
	202.588	0.54	695	6.9	0.62	669	8.3		
	224.524	0.38	537	6.2	0.43	517	7.5		
	252.000	0.44	702	5.6	0.51	676	6.7		
	279.286	0.30	537	5.0	0.35	517	6.0		
	316.800	0.35	702	4.4	0.40	676	5.3		
	361.429	0.23	537	3.9	0.27	517	4.7		
	408.000	0.27	702	3.4	0.31	676	4.1		
	458.067	0.18	537	3.1	0.21	517	3.7		
	517.091	0.21	702	2.7	0.25	676	3.3		
	555.927	0.15	537	2.5	0.18	517	3.0		
640.800	0.17	702	2.2	0.20	676	2.6			

For dimensions, see page 6-122 onwards.

# Helical-bevel gearbox selection table

## Gearbox with free input shaft



$M_2 \text{ perm} \leq 702 \text{ Nm}$		GKS06-4W □□□							
Gearbox with free input shaft	i	50 Hz			60 Hz			50 Hz	60 Hz
		$P_1 \text{ perm}$	$M_2 \text{ perm}$	$n_2$	$P_1 \text{ perm}$	$M_2 \text{ perm}$	$n_2$	Consultation required for mounting position	
		[kW]	[Nm]	[rpm]	[kW]	[Nm]	[rpm]		
		<b><math>n_1 = 700 \text{ rpm}</math></b>			<b><math>n_1 = 840 \text{ rpm}</math></b>				
GKS06 - 4W □□□ 1A	103.721	0.30	390	6.8	0.35	390	8.1		
	113.205	0.30	425	6.2	0.35	425	7.4		
	127.059	0.30	478	5.5	0.35	478	6.6		
	140.816	0.30	529	5.0	0.35	529	6.0		
	174.336	0.24	537	4.0	0.29	537	4.8		
	224.524	0.19	537	3.1	0.23	537	3.7		
	279.286	0.15	537	2.5	0.18	537	3.0		
	316.800	0.17	702	2.2	0.21	702	2.7		
	361.429	0.12	537	1.9	0.14	537	2.3		
	408.000	0.14	702	1.7	0.16	702	2.1		
	458.067	0.09	537	1.5	0.11	537	1.8		
	517.091	0.11	702	1.4	0.13	702	1.6		
	555.927	0.08	537	1.3	0.09	537	1.5		
	640.800	0.09	702	1.1	0.10	702	1.3		
	696.668	0.06	537	1.0	0.07	537	1.2		
	812.137	0.07	702	0.9	0.08	702	1.0		
914.907	0.05	635	0.8	0.07	635	0.9			
1017.741	0.05	702	0.7	0.06	702	0.8			
1146.529	0.04	635	0.6	0.05	635	0.7			
1340.834	0.04	702	0.5	0.05	702	0.6			
1510.507	0.03	635	0.5	0.04	635	0.6			
GKS06 - 4W □□□ 1B	103.721	0.52	685	6.8	0.62	685	8.1		
	113.205	0.37	537	6.2	0.45	537	7.4		
	127.059	0.43	689	5.5	0.51	689	6.6		
	140.816	0.30	537	5.0	0.36	537	6.0		
	155.647	0.35	689	4.5	0.42	689	5.4		
	174.336	0.24	537	4.0	0.29	537	4.8		
	202.588	0.27	695	3.5	0.32	695	4.2		
	224.524	0.19	537	3.1	0.23	537	3.7		
	252.000	0.22	702	2.8	0.26	702	3.3		
	279.286	0.15	537	2.5	0.18	537	3.0		
	316.800	0.17	702	2.2	0.21	702	2.7		
	361.429	0.12	537	1.9	0.14	537	2.3		
	408.000	0.14	702	1.7	0.16	702	2.1		
	458.067	0.09	537	1.5	0.11	537	1.8		
	517.091	0.11	702	1.4	0.13	702	1.6		
	555.927	0.08	537	1.3	0.09	537	1.5		
640.800	0.09	702	1.1	0.10	702	1.3			
696.668	0.06	537	1.0	0.07	537	1.2			
812.137	0.07	702	0.9	0.08	702	1.0			
914.907	0.05	635	0.8	0.07	635	0.9			
1017.741	0.05	702	0.7	0.06	702	0.8			
1146.529	0.04	635	0.6	0.05	635	0.7			
GKS06 - 4W □□□ 1C	103.721	0.52	685	6.8	0.62	685	8.1		
	113.205	0.37	537	6.2	0.45	537	7.4		
	127.059	0.43	689	5.5	0.51	689	6.6		
	140.816	0.30	537	5.0	0.36	537	6.0		
	155.647	0.35	689	4.5	0.42	689	5.4		
	174.336	0.24	537	4.0	0.29	537	4.8		
	202.588	0.27	695	3.5	0.32	695	4.2		
	224.524	0.19	537	3.1	0.23	537	3.7		
	252.000	0.22	702	2.8	0.26	702	3.3		
	279.286	0.15	537	2.5	0.18	537	3.0		
	316.800	0.17	702	2.2	0.21	702	2.7		
	361.429	0.12	537	1.9	0.14	537	2.3		
	408.000	0.14	702	1.7	0.16	702	2.1		
	458.067	0.09	537	1.5	0.11	537	1.8		
	517.091	0.11	702	1.4	0.13	702	1.6		
	555.927	0.08	537	1.3	0.09	537	1.5		
640.800	0.09	702	1.1	0.10	702	1.3			

For dimensions, see page 6-122 onwards.

# Helical-bevel gearbox selection table

## Gearbox with free input shaft

$M_{2 \text{ perm}} \leq 1330 \text{ Nm}$		GKS07-3W □□□								
Gearbox with free input shaft	i	50 Hz			60 Hz			50 Hz	60 Hz	
		$P_{1 \text{ perm}}$	$M_{2 \text{ perm}}$	$n_2$	$P_{1 \text{ perm}}$	$M_{2 \text{ perm}}$	$n_2$	Consultation required for mounting position		
		[kW]	[Nm]	[rpm]	[kW]	[Nm]	[rpm]			
		<b><math>n_1 = 2800 \text{ rpm}</math></b>			<b><math>n_1 = 3360 \text{ rpm}</math></b>					
GKS07 - 3W □□□ 1D	36.063	7.37	861	78	7.37	718	93		C, D	
	57.501	5.17	963	49	5.17	803	58		C, D	
	64.790	4.62	971	43	4.62	809	52		C, D	
	70.474	4.46	1017	40	4.46	848	48		C, D	
	79.407	3.80	979	35	3.80	816	42		C, D	
	92.563	3.51	1052	30	3.51	877	36		C, D	
	104.296	2.92	987	27	2.92	822	32		C, D	
	112.338	2.94	1068	25	2.94	890	30		C, D	
	126.578	2.41	987	22	2.41	822	27		C, D	
	140.548	2.37	1080	20	2.37	900	24		C, D	
	158.364	1.92	987	18	1.92	822	21		C, D	
	184.600	1.81	1080	15	1.81	900	18		C, D	
	208.000	1.46	987	14	1.46	822	16		C, D	
	224.037	1.49	1080	13	1.49	900	15		C, D	
	252.436	1.21	987	11	1.21	822	13		C, D	
	283.193	1.18	1080	9.9	1.18	900	12		C, D	
	319.091	0.95	987	8.8	0.95	822	11		C, D	
	GKS07 - 3W □□□ 1E	11.378	13.51	498	246	13.51	415	295		C, D
		17.270	14.49	811	162	14.49	675	195		C, D
25.244		11.69	956	111	11.69	797	133		C, D	
28.274		10.66	976	99	10.66	814	119		C, D	
31.858		9.22	952	88	9.22	793	106		C, D	
36.063		8.97	1048	78	8.97	873	93		C, D	
44.178		7.38	1056	63	7.38	880	76		C, D	
50.345		6.47	1056	56	6.47	880	67		C, D	
57.501		5.71	1064	49	5.71	887	58		C, D	
64.790		4.62	971	43	4.62	809	52		C, D	
70.474		4.70	1072	40	4.70	893	48		C, D	
79.407		3.80	979	35	3.80	816	42		C, D	
92.563		3.60	1080	30	3.60	900	36		C, D	
104.296		2.92	987	27	2.92	822	32		C, D	
112.338		2.97	1080	25	2.97	900	30		C, D	
126.578		2.41	987	22	2.41	822	27		C, D	
140.548		2.37	1080	20	2.37	900	24		C, D	
158.364		1.92	987	18	1.92	822	21		C, D	
184.600		1.81	1080	15	1.81	900	18		C, D	
208.000	1.46	987	14	1.46	822	16		C, D		
224.037	1.49	1080	13	1.49	900	15		C, D		
252.436	1.21	987	11	1.21	822	13		C, D		
GKS07 - 3W □□□ 1F	5.955	19.81	382	470					C, D	
	8.254	16.42	439	339					C, D	
	9.171	19.81	588	305					C, D	
	10.124	19.81	650	277					C, D	
	11.378	13.51	498	246					C, D	
	12.711	16.42	676	220					C, D	
	14.798	17.62	845	189					C, D	
	16.674	16.10	870	168					C, D	
	17.270	14.49	811	162					C, D	
	20.511	13.57	902	137					C, D	
	23.111	12.67	949	121					C, D	
	25.244	11.69	956	111					C, D	
	28.274	10.66	976	99					C, D	
	31.858	9.22	952	88					C, D	
	36.063	8.97	1048	78					C, D	
	40.906	7.91	1048	69					C, D	
	44.178	7.38	1056	63					C, D	
	50.345	6.47	1056	56					C, D	
	57.501	5.71	1064	49					C, D	
64.790	4.62	971	43					C, D		
70.474	4.70	1072	40					C, D		
79.407	3.80	979	35					C, D		
140.548	2.37	1080	20					C, D		
158.364	1.92	987	18					C, D		

For dimensions, see page 6-122 onwards.



# Helical-bevel gearbox selection table

## Gearbox with free input shaft



$M_{2 \text{ perm}} \leq 1330 \text{ Nm}$		GKS07-3W □□□							
Gearbox with free input shaft	i	50 Hz			60 Hz			50 Hz	60 Hz
		$P_{1 \text{ perm}}$	$M_{2 \text{ perm}}$	$n_2$	$P_{1 \text{ perm}}$	$M_{2 \text{ perm}}$	$n_2$	Consultation required for mounting position	
		[kW]	[Nm]	[rpm]	[kW]	[Nm]	[rpm]		
GKS07 - 3W □□□ 1G		<b><math>n_1 = 2800 \text{ rpm}</math></b>			<b><math>n_1 = 3360 \text{ rpm}</math></b>				
	5.955	19.81	382	470				C, D	
	8.254	16.42	439	339				C, D	
	9.171	19.81	588	305				C, D	
	10.124	19.81	650	277				C, D	
	11.378	13.51	498	246				C, D	
	12.711	16.42	676	220				C, D	
	14.798	17.62	845	189				C, D	
	16.674	16.10	870	168				C, D	
	17.270	14.49	811	162				C, D	
	20.511	13.57	902	137				C, D	
	23.111	12.67	949	121				C, D	
	25.244	11.69	956	111				C, D	
	28.274	10.66	976	99				C, D	
	31.858	9.22	952	88				C, D	
	36.063	8.97	1048	78				C, D	
	40.906	7.91	1048	69				C, D	
44.178	7.38	1056	63				C, D		
50.345	6.47	1056	56				C, D		
GKS07 - 3W □□□ 1D		<b><math>n_1 = 1400 \text{ rpm}</math></b>			<b><math>n_1 = 1680 \text{ rpm}</math></b>				
	36.063	4.54	1061	39	5.24	1021	47		
	57.501	3.18	1186	24	3.68	1142	29		
	64.790	2.85	1195	22	3.29	1151	26		
	70.474	2.74	1252	20	3.17	1206	24		
	79.407	2.34	1205	18	2.71	1160	21		
	92.563	2.16	1295	15	2.50	1247	18		
	104.296	1.80	1215	13	2.08	1170	16		
	112.338	1.81	1315	13	2.09	1267	15		
	126.578	1.48	1215	11	1.71	1170	13		
	140.548	1.46	1330	10.0	1.69	1281	12		
	158.364	1.18	1215	8.8	1.37	1170	11		
	184.600	1.11	1330	7.6	1.28	1281	9.1		
	208.000	0.90	1215	6.7	1.04	1170	8.1		
	224.037	0.92	1330	6.3	1.06	1281	7.5		
	252.436	0.74	1215	5.6	0.86	1170	6.7		
	283.193	0.72	1330	4.9	0.84	1281	5.9		
319.091	0.59	1215	4.4	0.68	1170	5.3			
GKS07 - 3W □□□ 1E									
	11.378	8.32	613	123	9.61	590	148		
	17.270	8.92	998	81	10.31	961	97		
	25.244	7.20	1177	56	8.31	1133	67		
	28.274	6.56	1202	50	7.58	1157	59		
	31.858	5.68	1172	44	6.56	1129	53		
	36.063	5.52	1290	39	6.38	1242	47		
	44.178	4.54	1300	32	5.25	1252	38		
	50.345	3.99	1300	28	4.60	1252	33		
	57.501	3.52	1310	24	4.06	1261	29		
	64.790	2.85	1195	22	3.29	1151	26		
	70.474	2.89	1320	20	3.34	1271	24		
	79.407	2.34	1205	18	2.71	1160	21		
	92.563	2.22	1330	15	2.56	1281	18		
	104.296	1.80	1215	13	2.08	1170	16		
	112.338	1.83	1330	13	2.11	1281	15		
	126.578	1.48	1215	11	1.71	1170	13		
140.548	1.46	1330	10.0	1.69	1281	12			
158.364	1.18	1215	8.8	1.37	1170	11			
184.600	1.11	1330	7.6	1.28	1281	9.1			
208.000	0.90	1215	6.7	1.04	1170	8.1			
224.037	0.92	1330	6.3	1.06	1281	7.5			
252.436	0.74	1215	5.6	0.86	1170	6.7			
GKS07 - 3W □□□ 1F	5.955	12.19	470	235	14.09	453	282		C, D
	8.254	10.11	540	170	11.68	520	204		C, D
	9.171	12.19	725	153	14.09	698	183		C, D

For dimensions, see page 6-122 onwards.

# Helical-bevel gearbox selection table

## Gearbox with free input shaft

$M_{2 \text{ perm}} \leq 1330 \text{ Nm}$		GKS07-3W □□□							
Gearbox with free input shaft	i	50 Hz			60 Hz			50 Hz	60 Hz
		$P_{1 \text{ perm}}$	$M_{2 \text{ perm}}$	$n_2$	$P_{1 \text{ perm}}$	$M_{2 \text{ perm}}$	$n_2$	Consultation required for mounting position	
		[kW]	[Nm]	[rpm]	[kW]	[Nm]	[rpm]		
GKS07 - 3W □□□ 1F		<b><math>n_1 = 1400 \text{ rpm}</math></b>			<b><math>n_1 = 1680 \text{ rpm}</math></b>				
	10.124	12.19	800	138	14.09	770	166	C, D	
	11.378	8.32	613	123	9.61	590	148	C, D	
	12.711	10.11	832	110	11.68	802	132	C, D	
	14.798	10.85	1040	95	12.53	1001	114	C, D	
	16.674	9.91	1071	84	11.45	1031	101	C, D	
	17.270	8.92	998	81	10.31	961	97	C, D	
	20.511	8.35	1110	68	9.65	1069	82	C, D	
	23.111	7.80	1168	61	9.01	1125	73	C, D	
	25.244	7.20	1177	56	8.31	1133	67	C, D	
	28.274	6.56	1202	50	7.58	1157	59	C, D	
	31.858	5.68	1172	44	6.56	1129	53	C, D	
	36.063	5.52	1290	39	6.38	1242	47	C, D	
	40.906	4.87	1290	34	5.62	1242	41	C, D	
	44.178	4.54	1300	32	5.25	1252	38	C, D	
	50.345	3.99	1300	28	4.60	1252	33	C, D	
	57.501	3.52	1310	24	4.06	1261	29	C, D	
	64.790	2.85	1195	22	3.29	1151	26	C, D	
	70.474	2.89	1320	20	3.34	1271	24	C, D	
	79.407	2.34	1205	18	2.71	1160	21	C, D	
140.548	1.46	1330	10.0	1.69	1281	12	C, D		
158.364	1.18	1215	8.8	1.37	1170	11	C, D		
GKS07 - 3W □□□ 1G		<b><math>n_1 = 700 \text{ rpm}</math></b>			<b><math>n_1 = 840 \text{ rpm}</math></b>				
	5.955	12.19	470	235	14.09	453	282	C, D	
	8.254	10.11	540	170	11.68	520	204	C, D	
	9.171	12.19	725	153	14.09	698	183	C, D	
	10.124	12.19	800	138	14.09	770	166	C, D	
	11.378	8.32	613	123	9.61	590	148	C, D	
	12.711	10.11	832	110	11.68	802	132	C, D	
	14.798	10.85	1040	95	12.53	1001	114	C, D	
	16.674	9.91	1071	84	11.45	1031	101	C, D	
	17.270	8.92	998	81	10.31	961	97	C, D	
	20.511	8.35	1110	68	9.65	1069	82	C, D	
	23.111	7.80	1168	61	9.01	1125	73	C, D	
	25.244	7.20	1177	56	8.31	1133	67	C, D	
	28.274	6.56	1202	50	7.58	1157	59	C, D	
	31.858	5.68	1172	44	6.56	1129	53	C, D	
	36.063	5.52	1290	39	6.38	1242	47	C, D	
	40.906	4.87	1290	34	5.62	1242	41	C, D	
	44.178	4.54	1300	32	5.25	1252	38	C, D	
	50.345	3.99	1300	28	4.60	1252	33	C, D	
	GKS07 - 3W □□□ 1D		<b><math>n_1 = 700 \text{ rpm}</math></b>			<b><math>n_1 = 840 \text{ rpm}</math></b>			
36.063		2.27	1061	19	2.72	1061	23		
57.501		1.59	1186	12	1.91	1186	15		
64.790		1.42	1195	11	1.71	1195	13		
70.474		1.37	1252	9.9	1.65	1252	12		
79.407		1.17	1205	8.8	1.41	1205	11		
92.563		1.08	1295	7.6	1.30	1295	9.1		
104.296		0.90	1215	6.7	1.08	1215	8.1		
112.338		0.90	1315	6.2	1.08	1315	7.5		
126.578		0.74	1215	5.5	0.89	1215	6.6		
140.548		0.73	1330	5.0	0.88	1330	6.0		
158.364		0.59	1215	4.4	0.71	1215	5.3		
184.600		0.56	1330	3.8	0.67	1330	4.6		
208.000		0.45	1215	3.4	0.54	1215	4.0		
224.037		0.46	1330	3.1	0.55	1330	3.8		
252.436	0.37	1215	2.8	0.45	1215	3.3			
283.193	0.36	1330	2.5	0.43	1330	3.0			
319.091	0.29	1215	2.2	0.35	1215	2.6			
GKS07 - 3W □□□ 1E		<b><math>n_1 = 700 \text{ rpm}</math></b>			<b><math>n_1 = 840 \text{ rpm}</math></b>				
	11.378	4.16	613	62	4.99	613	74		
	17.270	4.46	998	41	5.35	998	49		
25.244	3.60	1177	28	4.32	1177	33			

For dimensions, see page 6-122 onwards.

# Helical-bevel gearbox selection table

## Gearbox with free input shaft



$M_2 \text{ perm} \leq 1330 \text{ Nm}$		GKS07-3W □□□							
Gearbox with free input shaft	i	50 Hz			60 Hz			50 Hz	60 Hz
		$P_1 \text{ perm}$	$M_2 \text{ perm}$	$n_2$	$P_1 \text{ perm}$	$M_2 \text{ perm}$	$n_2$	Consultation required for mounting position	
		[kW]	[Nm]	[rpm]	[kW]	[Nm]	[rpm]		
		<b><math>n_1 = 700 \text{ rpm}</math></b>			<b><math>n_1 = 840 \text{ rpm}</math></b>				
GKS07 - 3W □□□ 1E	28.274	3.28	1202	25	3.94	1202	30		
	31.858	2.84	1172	22	3.41	1172	26		
	36.063	2.76	1290	19	3.31	1290	23		
	44.178	2.27	1300	16	2.72	1300	19		
	50.345	1.99	1300	14	2.39	1300	17		
	57.501	1.76	1310	12	2.11	1310	15		
	64.790	1.42	1195	11	1.71	1195	13		
	70.474	1.45	1320	9.9	1.73	1320	12		
	79.407	1.17	1205	8.8	1.41	1205	11		
	92.563	1.11	1330	7.6	1.33	1330	9.1		
	104.296	0.90	1215	6.7	1.08	1215	8.1		
	112.338	0.91	1330	6.2	1.10	1330	7.5		
	126.578	0.74	1215	5.5	0.89	1215	6.6		
	140.548	0.73	1330	5.0	0.88	1330	6.0		
	158.364	0.59	1215	4.4	0.71	1215	5.3		
	184.600	0.56	1330	3.8	0.67	1330	4.6		
	208.000	0.45	1215	3.4	0.54	1215	4.0		
224.037	0.46	1330	3.1	0.55	1330	3.8			
252.436	0.37	1215	2.8	0.45	1215	3.3			
GKS07 - 3W □□□ 1F	5.955	6.10	470	118	7.32	470	141		
	8.254	5.05	540	85	6.06	540	102		
	9.171	6.10	725	76	7.32	725	92		
	10.124	6.10	800	69	7.32	800	83		
	11.378	4.16	613	62	4.99	613	74		
	12.711	5.05	832	55	6.06	832	66		
	14.798	5.42	1040	47	6.51	1040	57		
	16.674	4.96	1071	42	5.95	1071	50		
	17.270	4.46	998	41	5.35	998	49		
	20.511	4.18	1110	34	5.01	1110	41		
	23.111	3.90	1168	30	4.68	1168	36		
	25.244	3.60	1177	28	4.32	1177	33		
	28.274	3.28	1202	25	3.94	1202	30		
	31.858	2.84	1172	22	3.41	1172	26		
	36.063	2.76	1290	19	3.31	1290	23		
	40.906	2.43	1290	17	2.92	1290	21		
	44.178	2.27	1300	16	2.72	1300	19		
50.345	1.99	1300	14	2.39	1300	17			
57.501	1.76	1310	12	2.11	1310	15			
64.790	1.42	1195	11	1.71	1195	13			
70.474	1.45	1320	9.9	1.73	1320	12			
79.407	1.17	1205	8.8	1.41	1205	11			
92.563	0.73	1330	5.0	0.88	1330	6.0			
104.296	0.59	1215	4.4	0.71	1215	5.3			
GKS07 - 3W □□□ 1G	5.955	6.10	470	118	7.32	470	141		
	8.254	5.05	540	85	6.06	540	102		
	9.171	6.10	725	76	7.32	725	92		
	10.124	6.10	800	69	7.32	800	83		
	11.378	4.16	613	62	4.99	613	74		
	12.711	5.05	832	55	6.06	832	66		
	14.798	5.42	1040	47	6.51	1040	57		
	16.674	4.96	1071	42	5.95	1071	50		
	17.270	4.46	998	41	5.35	998	49		
	20.511	4.18	1110	34	5.01	1110	41		
	23.111	3.90	1168	30	4.68	1168	36		
	25.244	3.60	1177	28	4.32	1177	33		
	28.274	3.28	1202	25	3.94	1202	30		
	31.858	2.84	1172	22	3.41	1172	26		
	36.063	2.76	1290	19	3.31	1290	23		
	40.906	2.43	1290	17	2.92	1290	21		
	44.178	2.27	1300	16	2.72	1300	19		
50.345	1.99	1300	14	2.39	1300	17			

For dimensions, see page 6-122 onwards.

# Helical-bevel gearbox selection table

## Gearbox with free input shaft

$M_2 \text{ perm} \leq 1330 \text{ Nm}$		GKS07-4W □□□							
Gearbox with free input shaft	i	50 Hz			60 Hz			50 Hz	60 Hz
		$P_1 \text{ perm}$	$M_2 \text{ perm}$	$n_2$	$P_1 \text{ perm}$	$M_2 \text{ perm}$	$n_2$	Consultation required for mounting position	
		[kW]	[Nm]	[rpm]	[kW]	[Nm]	[rpm]		
		<b><math>n_1 = 1400 \text{ rpm}</math></b>			<b><math>n_1 = 1680 \text{ rpm}</math></b>				
GKS07 - 4W □□□ 1B	103.039	1.42	933	14	1.64	899	16		
	112.391	1.42	1018	13	1.64	980	15		
	126.222	1.42	1143	11	1.64	1101	13		
	137.748	1.20	1053	10	1.39	1014	12		
	179.201	0.92	1053	7.8	1.07	1014	9.4		
	222.909	0.74	1053	6.3	0.86	1014	7.5		
	273.199	0.61	1053	5.1	0.70	1014	6.2		
	321.049	0.65	1320	4.4	0.75	1271	5.2		
	358.829	0.46	1053	3.9	0.53	1014	4.7		
	399.353	0.52	1320	3.5	0.60	1271	4.2		
	464.367	0.36	1053	3.0	0.41	1014	3.6		
	516.810	0.40	1320	2.7	0.46	1271	3.3		
	563.572	0.29	1053	2.5	0.34	1014	3.0		
	636.581	0.33	1330	2.2	0.38	1281	2.6		
	683.972	0.24	1053	2.1	0.28	1014	2.5		
	823.810	0.25	1330	1.7	0.29	1281	2.0		
928.237	0.21	1215	1.5	0.24	1170	1.8			
999.806	0.21	1330	1.4	0.24	1281	1.7			
1126.542	0.17	1215	1.2	0.20	1170	1.5			
1277.842	0.16	1330	1.1	0.19	1281	1.3			
1439.822	0.13	1215	1.0	0.15	1170	1.2			
GKS07 - 4W □□□ 1C	103.039	1.97	1290	14	2.27	1242	16		
	112.391	1.47	1053	13	1.70	1014	15		
	126.222	1.62	1300	11	1.87	1252	13		
	137.748	1.20	1053	10	1.39	1014	12		
	154.622	1.32	1300	9.1	1.53	1252	11		
	179.201	0.92	1053	7.8	1.07	1014	9.4		
	201.254	1.02	1310	7.0	1.18	1261	8.4		
	222.909	0.74	1053	6.3	0.86	1014	7.5		
	246.659	0.84	1320	5.7	0.97	1271	6.8		
	273.199	0.61	1053	5.1	0.70	1014	6.2		
	321.049	0.65	1320	4.4	0.75	1271	5.2		
	358.829	0.46	1053	3.9	0.53	1014	4.7		
	399.353	0.52	1320	3.5	0.60	1271	4.2		
	464.367	0.36	1053	3.0	0.41	1014	3.6		
	516.810	0.40	1320	2.7	0.46	1271	3.3		
	563.572	0.29	1053	2.5	0.34	1014	3.0		
636.581	0.33	1330	2.2	0.38	1281	2.6			
683.972	0.24	1053	2.1	0.28	1014	2.5			
823.810	0.25	1330	1.7	0.29	1281	2.0			
928.237	0.21	1215	1.5	0.24	1170	1.8			
999.806	0.21	1330	1.4	0.24	1281	1.7			
1126.542	0.17	1215	1.2	0.20	1170	1.5			
GKS07 - 4W □□□ 1D	103.039	1.97	1290	14	2.27	1242	16		
	112.391	1.47	1053	13	1.70	1014	15		
	126.222	1.62	1300	11	1.87	1252	13		
	137.748	1.20	1053	10	1.39	1014	12		
	154.622	1.32	1300	9.1	1.53	1252	11		
	179.201	0.92	1053	7.8	1.07	1014	9.4		
	201.254	1.02	1310	7.0	1.18	1261	8.4		
	222.909	0.74	1053	6.3	0.86	1014	7.5		
	246.659	0.84	1320	5.7	0.97	1271	6.8		
	273.199	0.61	1053	5.1	0.70	1014	6.2		
	321.049	0.65	1320	4.4	0.75	1271	5.2		
	358.829	0.46	1053	3.9	0.53	1014	4.7		
	399.353	0.52	1320	3.5	0.60	1271	4.2		
	464.367	0.36	1053	3.0	0.41	1014	3.6		
	516.810	0.40	1320	2.7	0.46	1271	3.3		
	563.572	0.29	1053	2.5	0.34	1014	3.0		
636.581	0.33	1330	2.2	0.38	1281	2.6			

For dimensions, see page 6-122 onwards.

# Helical-bevel gearbox selection table

## Gearbox with free input shaft



$M_2 \text{ perm} \leq 1330 \text{ Nm}$		GKS07-4W □□□							
Gearbox with free input shaft	i	50 Hz			60 Hz			50 Hz	60 Hz
		$P_1 \text{ perm}$	$M_2 \text{ perm}$	$n_2$	$P_1 \text{ perm}$	$M_2 \text{ perm}$	$n_2$	Consultation required for mounting position	
		[kW]	[Nm]	[rpm]	[kW]	[Nm]	[rpm]		
		<b><math>n_1 = 700 \text{ rpm}</math></b>			<b><math>n_1 = 840 \text{ rpm}</math></b>				
GKS07 - 4W □□□ 1B	103.039	0.71	933	6.8	0.85	933	8.2		
	112.391	0.71	1018	6.2	0.85	1018	7.5		
	126.222	0.71	1143	5.6	0.85	1143	6.7		
	137.748	0.60	1053	5.1	0.72	1053	6.1		
	179.201	0.46	1053	3.9	0.55	1053	4.7		
	222.909	0.37	1053	3.1	0.45	1053	3.8		
	273.199	0.30	1053	2.6	0.36	1053	3.1		
	321.049	0.32	1320	2.2	0.39	1320	2.6		
	358.829	0.23	1053	2.0	0.28	1053	2.3		
	399.353	0.26	1320	1.8	0.31	1320	2.1		
	464.367	0.18	1053	1.5	0.21	1053	1.8		
	516.810	0.20	1320	1.4	0.24	1320	1.6		
	563.572	0.15	1053	1.2	0.18	1053	1.5		
	636.581	0.16	1330	1.1	0.20	1330	1.3		
	683.972	0.12	1053	1.0	0.15	1053	1.2		
	823.810	0.13	1330	0.9	0.15	1330	1.0		
	928.237	0.10	1215	0.8	0.12	1215	0.9		
999.806	0.10	1330	0.7	0.13	1330	0.8			
1126.542	0.08	1215	0.6	0.10	1215	0.8			
1277.842	0.08	1330	0.6	0.10	1330	0.7			
1439.822	0.07	1215	0.5	0.08	1215	0.6			
GKS07 - 4W □□□ 1C	103.039	0.98	1290	6.8	1.18	1290	8.2		
	112.391	0.74	1053	6.2	0.88	1053	7.5		
	126.222	0.81	1300	5.6	0.97	1300	6.7		
	137.748	0.60	1053	5.1	0.72	1053	6.1		
	154.622	0.66	1300	4.5	0.79	1300	5.4		
	179.201	0.46	1053	3.9	0.55	1053	4.7		
	201.254	0.51	1310	3.5	0.61	1310	4.2		
	222.909	0.37	1053	3.1	0.45	1053	3.8		
	246.659	0.42	1320	2.8	0.50	1320	3.4		
	273.199	0.30	1053	2.6	0.36	1053	3.1		
	321.049	0.32	1320	2.2	0.39	1320	2.6		
	358.829	0.23	1053	2.0	0.28	1053	2.3		
	399.353	0.26	1320	1.8	0.31	1320	2.1		
	464.367	0.18	1053	1.5	0.21	1053	1.8		
	516.810	0.20	1320	1.4	0.24	1320	1.6		
	563.572	0.15	1053	1.2	0.18	1053	1.5		
	636.581	0.16	1330	1.1	0.20	1330	1.3		
683.972	0.12	1053	1.0	0.15	1053	1.2			
823.810	0.13	1330	0.9	0.15	1330	1.0			
928.237	0.10	1215	0.8	0.12	1215	0.9			
999.806	0.10	1330	0.7	0.13	1330	0.8			
1126.542	0.08	1215	0.6	0.10	1215	0.8			
GKS07 - 4W □□□ 1D	103.039	0.98	1290	6.8	1.18	1290	8.2		
	112.391	0.74	1053	6.2	0.88	1053	7.5		
	126.222	0.81	1300	5.6	0.97	1300	6.7		
	137.748	0.60	1053	5.1	0.72	1053	6.1		
	154.622	0.66	1300	4.5	0.79	1300	5.4		
	179.201	0.46	1053	3.9	0.55	1053	4.7		
	201.254	0.51	1310	3.5	0.61	1310	4.2		
	222.909	0.37	1053	3.1	0.45	1053	3.8		
	246.659	0.42	1320	2.8	0.50	1320	3.4		
	273.199	0.30	1053	2.6	0.36	1053	3.1		
	321.049	0.32	1320	2.2	0.39	1320	2.6		
	358.829	0.23	1053	2.0	0.28	1053	2.3		
	399.353	0.26	1320	1.8	0.31	1320	2.1		
	464.367	0.18	1053	1.5	0.21	1053	1.8		
	516.810	0.20	1320	1.4	0.24	1320	1.6		
	563.572	0.15	1053	1.2	0.18	1053	1.5		
	636.581	0.16	1330	1.1	0.20	1330	1.3		

For dimensions, see page 6-122 onwards.

# Helical-bevel gearbox selection table

Gearbox with free input shaft

$M_2 \text{ perm} \leq 3080 \text{ Nm}$		GKS09-3W □□□								
Gearbox with free input shaft	i	50 Hz			60 Hz			50 Hz	60 Hz	
		$P_1 \text{ perm}$	$M_2 \text{ perm}$	$n_2$	$P_1 \text{ perm}$	$M_2 \text{ perm}$	$n_2$	Consultation required for mounting position		
		[kW]	[Nm]	[rpm]	[kW]	[Nm]	[rpm]			
		<b><math>n_1 = 2800 \text{ rpm}</math></b>			<b><math>n_1 = 3360 \text{ rpm}</math></b>					
GKS09 - 3W □□□ 1E	35.193	14.88	1697	80	14.88	1414	96		C, D	
	39.662	14.88	1912	71	14.88	1594	85		C, D	
	58.456	10.10	1913	48	10.10	1594	58		C, D	
	65.879	10.10	2155	43	10.10	1796	51		C, D	
	70.982	8.64	1986	39	8.64	1655	47		C, D	
	79.996	8.64	2238	35	8.64	1865	42		C, D	
	91.860	6.94	2064	31	6.94	1720	37		C, D	
	103.524	6.94	2326	27	6.94	1939	33		C, D	
	111.484	5.83	2105	25	5.83	1754	30		C, D	
	125.641	5.83	2372	22	5.83	1976	27		C, D	
	140.921	4.70	2146	20	4.70	1788	24		C, D	
	158.816	4.70	2418	18	4.70	2015	21		C, D	
	182.000	4.17	2462	15	4.17	2051	19		C, D	
	205.111	3.76	2501	14	3.76	2085	16		C, D	
	220.882	3.44	2462	13	3.44	2051	15		C, D	
	248.930	3.10	2501	11	3.10	2085	14		C, D	
	279.205	2.72	2462	10	2.72	2051	12		C, D	
314.659	2.45	2501	8.9	2.45	2085	11		C, D		
GKS09 - 3W □□□ 1F	29.228	24.99	2367	96					C, D	
	32.940	22.71	2424	85					C, D	
	35.193	21.58	2460	80					C, D	
	39.662	18.97	2438	71					C, D	
	43.146	17.57	2456	65					C, D	
	48.625	15.55	2450	58					C, D	
	58.456	13.00	2462	48					C, D	
	65.879	11.60	2475	43					C, D	
	70.982	10.70	2462	39					C, D	
	79.996	9.62	2494	35					C, D	
	91.860	8.27	2462	31					C, D	
	103.524	7.46	2501	27					C, D	
	111.484	6.82	2462	25					C, D	
	125.641	6.15	2501	22					C, D	
	182.000	4.17	2462	15					C, D	
	205.111	3.76	2501	14					C, D	
	220.882	3.44	2462	13					C, D	
248.930	3.10	2501	11					C, D		
GKS09 - 3W □□□ 1G	29.228	24.99	2367	96					C, D	
	32.940	22.71	2424	85					C, D	
	35.193	21.58	2460	80					C, D	
	39.662	18.97	2438	71					C, D	
	43.146	17.57	2456	65					C, D	
	48.625	15.55	2450	58					C, D	
	58.456	13.00	2462	48					C, D	
	65.879	11.60	2475	43					C, D	
	70.982	10.70	2462	39					C, D	
	79.996	9.62	2494	35					C, D	
	GKS09 - 3W □□□ 1E	35.193	9.16	2089	40	10.59	2012	48		
		39.662	9.16	2355	35	10.59	2267	42		
		58.456	6.22	2355	24	7.18	2268	29		
		65.879	6.22	2654	21	7.18	2555	26		
		70.982	5.32	2445	20	6.14	2355	24		
		79.996	5.32	2756	18	6.14	2654	21		
		91.860	4.27	2542	15	4.93	2447	18		
103.524		4.27	2864	14	4.93	2758	16			
111.484		3.59	2591	13	4.15	2495	15			
125.641		3.59	2920	11	4.15	2812	13			
140.921	2.89	2642	9.9	3.34	2544	12				

For dimensions, see page 6-122 onwards.

# Helical-bevel gearbox selection table

## Gearbox with free input shaft



$M_{2 \text{ perm}} \leq 3080 \text{ Nm}$		GKS09-3W □□□							
Gearbox with free input shaft	i	50 Hz			60 Hz			50 Hz	60 Hz
		$P_{1 \text{ perm}}$	$M_{2 \text{ perm}}$	$n_2$	$P_{1 \text{ perm}}$	$M_{2 \text{ perm}}$	$n_2$	Consultation required for mounting position	
		[kW]	[Nm]	[rpm]	[kW]	[Nm]	[rpm]		
		<b><math>n_1 = 1400 \text{ rpm}</math></b>			<b><math>n_1 = 1680 \text{ rpm}</math></b>				
GKS09 - 3W □□□ 1E	158.816	2.89	2978	8.8	3.34	2867	11		
	182.000	2.57	3031	7.7	2.97	2919	9.2		
	205.111	2.32	3080	6.8	2.68	2966	8.2		
	220.882	2.12	3031	6.3	2.45	2919	7.6		
	248.930	1.91	3080	5.6	2.21	2966	6.8		
	279.205	1.68	3031	5.0	1.94	2919	6.0		
	314.659	1.51	3080	4.5	1.75	2966	5.3		
GKS09 - 3W □□□ 1F	16.122	17.24	1801	87	19.92	1734	104		C, D
	17.536	17.24	1958	80	19.92	1886	96		C, D
	25.649	17.22	2862	55	19.90	2756	66		C, D
	29.228	15.39	2914	48	17.78	2806	58		C, D
	32.940	13.98	2984	43	16.16	2873	51		C, D
	35.193	13.28	3029	40	15.35	2917	48		C, D
	39.662	11.68	3002	35	13.50	2891	42		C, D
	43.146	10.82	3024	32	12.50	2912	39		C, D
	48.625	9.58	3017	29	11.07	2905	35		C, D
	58.456	8.00	3031	24	9.25	2919	29		C, D
	65.879	7.14	3048	21	8.25	2935	26		C, D
	70.982	6.59	3031	20	7.62	2919	24		C, D
	79.996	5.92	3071	18	6.85	2957	21		C, D
	91.860	5.09	3031	15	5.88	2919	18		C, D
	103.524	4.59	3080	14	5.31	2966	16		C, D
	111.484	4.20	3031	13	4.85	2919	15		C, D
	125.641	3.78	3080	11	4.37	2966	13		C, D
182.000	2.57	3031	7.7	2.97	2919	9.2		C, D	
205.111	2.32	3080	6.8	2.68	2966	8.2		C, D	
220.882	2.12	3031	6.3	2.45	2919	7.6		C, D	
248.930	1.91	3080	5.6	2.21	2966	6.8		C, D	
GKS09 - 3W □□□ 1G	12.283	20.30	1615	114	23.45	1555	137		C, D
	13.360	20.30	1757	105	23.45	1692	126		C, D
	16.122	17.24	1801	87	19.92	1734	104		C, D
	17.536	17.24	1958	80	19.92	1886	96		C, D
	19.541	20.30	2570	72	23.45	2474	86		C, D
	22.022	18.72	2672	64	21.63	2572	76		C, D
	25.649	17.22	2862	55	19.90	2756	66		C, D
	29.228	15.39	2914	48	17.78	2806	58		C, D
	32.940	13.98	2984	43	16.16	2873	51		C, D
	35.193	13.28	3029	40	15.35	2917	48		C, D
	39.662	11.68	3002	35	13.50	2891	42		C, D
	43.146	10.82	3024	32	12.50	2912	39		C, D
	48.625	9.58	3017	29	11.07	2905	35		C, D
	58.456	8.00	3031	24	9.25	2919	29		C, D
	65.879	7.14	3048	21	8.25	2935	26		C, D
	70.982	6.59	3031	20	7.62	2919	24		C, D
	79.996	5.92	3071	18	6.85	2957	21		C, D
GKS09 - 3W □□□ 1H	12.283	20.30	1615	114	23.45	1555	137		C, D
	13.360	20.30	1757	105	23.45	1692	126		C, D
	16.122	17.24	1801	87	19.92	1734	104		C, D
	17.536	17.24	1958	80	19.92	1886	96		C, D
	19.541	20.30	2570	72	23.45	2474	86		C, D
	22.022	18.72	2672	64	21.63	2572	76		C, D
	25.649	17.22	2862	55	19.90	2756	66		C, D
	29.228	15.39	2914	48	17.78	2806	58		C, D
	32.940	13.98	2984	43	16.16	2873	51		C, D
	35.193	13.28	3029	40	15.35	2917	48		C, D
	39.662	11.68	3002	35	13.50	2891	42		C, D
	43.146	10.82	3024	32	12.50	2912	39		C, D
	48.625	9.58	3017	29	11.07	2905	35		C, D

For dimensions, see page 6-122 onwards.

# Helical-bevel gearbox selection table

## Gearbox with free input shaft

$M_2 \text{ perm} \leq 3080 \text{ Nm}$		GKS09-3W □□□							
Gearbox with free input shaft	i	50 Hz			60 Hz			50 Hz	60 Hz
		$P_1 \text{ perm}$	$M_2 \text{ perm}$	$n_2$	$P_1 \text{ perm}$	$M_2 \text{ perm}$	$n_2$	Consultation required for mounting position	
		[kW]	[Nm]	[rpm]	[kW]	[Nm]	[rpm]		
		<b><math>n_1 = 700 \text{ rpm}</math></b>			<b><math>n_1 = 840 \text{ rpm}</math></b>				
GKS09 - 3W □□□ 1E	35.193	4.58	2089	20	5.50	2089	24		
	39.662	4.58	2355	18	5.50	2355	21		
	58.456	3.11	2355	12	3.73	2355	14		
	65.879	3.11	2654	11	3.73	2654	13		
	70.982	2.66	2445	9.9	3.19	2445	12		
	79.996	2.66	2756	8.8	3.19	2756	11		
	91.860	2.14	2542	7.6	2.56	2542	9.1		
	103.524	2.14	2864	6.8	2.56	2864	8.1		
	111.484	1.79	2591	6.3	2.15	2591	7.5		
	125.641	1.79	2920	5.6	2.15	2920	6.7		
	140.921	1.45	2642	5.0	1.74	2642	6.0		
	158.816	1.45	2978	4.4	1.74	2978	5.3		
	182.000	1.29	3031	3.9	1.54	3031	4.6		
	205.111	1.16	3080	3.4	1.39	3080	4.1		
	220.882	1.06	3031	3.2	1.27	3031	3.8		
	248.930	0.95	3080	2.8	1.15	3080	3.4		
	279.205	0.84	3031	2.5	1.01	3031	3.0		
314.659	0.76	3080	2.2	0.91	3080	2.7			
GKS09 - 3W □□□ 1F	16.122	8.62	1801	43	10.34	1801	52		
	17.536	8.62	1958	40	10.34	1958	48		
	25.649	8.61	2862	27	10.33	2862	33		
	29.228	7.69	2914	24	9.23	2914	29		
	32.940	6.99	2984	21	8.39	2984	26		
	35.193	6.64	3029	20	7.97	3029	24		
	39.662	5.84	3002	18	7.01	3002	21		
	43.146	5.41	3024	16	6.49	3024	20		
	48.625	4.79	3017	14	5.75	3017	17		
	58.456	4.00	3031	12	4.80	3031	14		
	65.879	3.57	3048	11	4.28	3048	13		
	70.982	3.30	3031	9.9	3.95	3031	12		
	79.996	2.96	3071	8.8	3.55	3071	11		
	91.860	2.55	3031	7.6	3.06	3031	9.1		
	103.524	2.30	3080	6.8	2.76	3080	8.1		
	111.484	2.10	3031	6.3	2.52	3031	7.5		
	125.641	1.89	3080	5.6	2.27	3080	6.7		
182.000	1.29	3031	3.9	1.54	3031	4.6			
205.111	1.16	3080	3.4	1.39	3080	4.1			
220.882	1.06	3031	3.2	1.27	3031	3.8			
248.930	0.95	3080	2.8	1.15	3080	3.4			
GKS09 - 3W □□□ 1G	12.283	10.15	1615	57	12.18	1615	68		
	13.360	10.15	1757	52	12.18	1757	63		
	16.122	8.62	1801	43	10.34	1801	52		
	17.536	8.62	1958	40	10.34	1958	48		
	19.541	10.15	2570	36	12.18	2570	43		
	22.022	9.36	2672	32	11.23	2672	38		
	25.649	8.61	2862	27	10.33	2862	33		
	29.228	7.69	2914	24	9.23	2914	29		
	32.940	6.99	2984	21	8.39	2984	26		
	35.193	6.64	3029	20	7.97	3029	24		
	39.662	5.84	3002	18	7.01	3002	21		
	43.146	5.41	3024	16	6.49	3024	20		
	48.625	4.79	3017	14	5.75	3017	17		
	58.456	4.00	3031	12	4.80	3031	14		
	65.879	3.57	3048	11	4.28	3048	13		
	70.982	3.30	3031	9.9	3.95	3031	12		
	79.996	2.96	3071	8.8	3.55	3071	11		

For dimensions, see page 6-122 onwards.



# Helical-bevel gearbox selection table

Gearbox with free input shaft



$M_{2 \text{ perm}} \leq 3080 \text{ Nm}$		GKS09-3W □□□							
Gearbox with free input shaft	i	50 Hz			60 Hz			50 Hz	60 Hz
		$P_{1 \text{ perm}}$	$M_{2 \text{ perm}}$	$n_2$	$P_{1 \text{ perm}}$	$M_{2 \text{ perm}}$	$n_2$	Consultation required for mounting position	
		[kW]	[Nm]	[rpm]	[kW]	[Nm]	[rpm]		
GKS09 - 3W □□□ 1H		<b><math>n_1 = 700 \text{ rpm}</math></b>			<b><math>n_1 = 840 \text{ rpm}</math></b>				
	12.283	10.15	1615	57	12.18	1615	68		
	13.360	10.15	1757	52	12.18	1757	63		
	16.122	8.62	1801	43	10.34	1801	52		
	17.536	8.62	1958	40	10.34	1958	48		
	19.541	10.15	2570	36	12.18	2570	43		
	22.022	9.36	2672	32	11.23	2672	38		
	25.649	8.61	2862	27	10.33	2862	33		
	29.228	7.69	2914	24	9.23	2914	29		
	32.940	6.99	2984	21	8.39	2984	26		
	35.193	6.64	3029	20	7.97	3029	24		
	39.662	5.84	3002	18	7.01	3002	21		
	43.146	5.41	3024	16	6.49	3024	20		
	48.625	4.79	3017	14	5.75	3017	17		

For dimensions, see page 6-122 onwards.

# Helical-bevel gearbox selection table

Gearbox with free input shaft

$M_2 \text{ perm} \leq 3080 \text{ Nm}$		GKS09-4W □□□							
Gearbox with free input shaft	i	50 Hz			60 Hz			50 Hz	60 Hz
		$P_{1 \text{ perm}}$	$M_2 \text{ perm}$	$n_2$	$P_{1 \text{ perm}}$	$M_2 \text{ perm}$	$n_2$	Consultation required for mounting position	
		[kW]	[Nm]	[rpm]	[kW]	[Nm]	[rpm]		
		<b><math>n_1 = 1400 \text{ rpm}</math></b>			<b><math>n_1 = 1680 \text{ rpm}</math></b>				
GKS09 - 4W □□□ 1C	100.551	2.47	1580	14	2.85	1522	17		
	113.320	2.47	1781	12	2.85	1715	15		
	123.275	2.47	1938	11	2.85	1866	14		
	138.929	2.47	2184	10	2.85	2103	12		
	323.365	1.47	3031	4.3	1.70	2919	5.2		
	364.427	1.32	3071	3.8	1.53	2957	4.6		
	402.234	1.18	3031	3.5	1.37	2919	4.2		
	453.311	1.06	3071	3.1	1.23	2957	3.7		
	520.538	0.91	3031	2.7	1.06	2919	3.2		
	586.638	0.82	3080	2.4	0.95	2966	2.9		
	631.744	0.75	3031	2.2	0.87	2919	2.7		
	711.965	0.68	3080	2.0	0.78	2966	2.4		
	817.551	0.58	3031	1.7	0.67	2919	2.1		
	921.367	0.52	3080	1.5	0.61	2966	1.8		
	992.209	0.48	3031	1.4	0.55	2919	1.7		
	1118.204	0.43	3080	1.3	0.50	2966	1.5		
1254.197	0.38	3031	1.1	0.44	2919	1.3			
1413.461	0.34	3080	1.0	0.40	2966	1.2			
GKS09 - 4W □□□ 1D	100.551	3.80	2436	14	4.40	2346	17		
	113.320	3.80	2746	12	4.40	2644	15		
	123.275	3.80	2987	11	4.40	2876	14		
	138.929	3.41	3017	10	3.94	2905	12		
	151.012	3.14	3024	9.3	3.63	2912	11		
	170.188	2.78	3017	8.2	3.22	2905	9.9		
	204.596	2.33	3031	6.8	2.69	2919	8.2		
	230.577	2.08	3048	6.1	2.40	2935	7.3		
	248.439	1.92	3031	5.6	2.21	2919	6.8		
	279.986	1.72	3071	5.0	1.99	2957	6.0		
	323.365	1.47	3031	4.3	1.70	2919	5.2		
	364.427	1.32	3071	3.8	1.53	2957	4.6		
	402.234	1.18	3031	3.5	1.37	2919	4.2		
	453.311	1.06	3071	3.1	1.23	2957	3.7		
	520.538	0.91	3031	2.7	1.06	2919	3.2		
	586.638	0.82	3080	2.4	0.95	2966	2.9		
631.744	0.75	3031	2.2	0.87	2919	2.7			
711.965	0.68	3080	2.0	0.78	2966	2.4			
817.551	0.58	3031	1.7	0.67	2919	2.1			
921.367	0.52	3080	1.5	0.61	2966	1.8			
992.209	0.48	3031	1.4	0.55	2919	1.7			
1118.204	0.43	3080	1.3	0.50	2966	1.5			
GKS09 - 4W □□□ 1E	100.551	4.73	3029	14	5.47	2917	17		
	113.320	4.16	3002	12	4.81	2891	15		
	123.275	3.85	3024	11	4.45	2912	14		
	138.929	3.41	3017	10	3.94	2905	12		
	151.012	3.14	3024	9.3	3.63	2912	11		
	170.188	2.78	3017	8.2	3.22	2905	9.9		
	204.596	2.33	3031	6.8	2.69	2919	8.2		
	230.577	2.08	3048	6.1	2.40	2935	7.3		
	248.439	1.92	3031	5.6	2.21	2919	6.8		
	279.986	1.72	3071	5.0	1.99	2957	6.0		
	323.365	1.47	3031	4.3	1.70	2919	5.2		
	364.427	1.32	3071	3.8	1.53	2957	4.6		
	402.234	1.18	3031	3.5	1.37	2919	4.2		
	453.311	1.06	3071	3.1	1.23	2957	3.7		
	520.538	0.91	3031	2.7	1.06	2919	3.2		
	586.638	0.82	3080	2.4	0.95	2966	2.9		
631.744	0.75	3031	2.2	0.87	2919	2.7			
711.965	0.68	3080	2.0	0.78	2966	2.4			

For dimensions, see page 6-122 onwards.

# Helical-bevel gearbox selection table

## Gearbox with free input shaft



$M_2 \text{ perm} \leq 3080 \text{ Nm}$		GKS09-4W □□□							
Gearbox with free input shaft	i	50 Hz			60 Hz			50 Hz	60 Hz
		$P_1 \text{ perm}$	$M_2 \text{ perm}$	$n_2$	$P_1 \text{ perm}$	$M_2 \text{ perm}$	$n_2$	Consultation required for mounting position	
		[kW]	[Nm]	[rpm]	[kW]	[Nm]	[rpm]		
GKS09 - 4W □□□ 1F		<b><math>n_1 = 1400 \text{ rpm}</math></b>			<b><math>n_1 = 1680 \text{ rpm}</math></b>				
	100.551	4.73	3029	14	5.47	2917	17	C, D	
	113.320	4.16	3002	12	4.81	2891	15	C, D	
	123.275	3.85	3024	11	4.45	2912	14	C, D	
	138.929	3.41	3017	10	3.94	2905	12	C, D	
	151.012	3.14	3024	9.3	3.63	2912	11	C, D	
	170.188	2.78	3017	8.2	3.22	2905	9.9	C, D	
	204.596	2.33	3031	6.8	2.69	2919	8.2	C, D	
	230.577	2.08	3048	6.1	2.40	2935	7.3	C, D	
	248.439	1.92	3031	5.6	2.21	2919	6.8	C, D	
	279.986	1.72	3071	5.0	1.99	2957	6.0	C, D	
GKS09 - 4W □□□ 1C		<b><math>n_1 = 700 \text{ rpm}</math></b>			<b><math>n_1 = 840 \text{ rpm}</math></b>				
	100.551	1.23	1580	7.0	1.48	1580	8.4		
	113.320	1.23	1781	6.2	1.48	1781	7.4		
	123.275	1.23	1938	5.7	1.48	1938	6.8		
	138.929	1.23	2184	5.0	1.48	2184	6.1		
	323.365	0.74	3031	2.2	0.88	3031	2.6		
	364.427	0.66	3071	1.9	0.79	3071	2.3		
	402.234	0.59	3031	1.7	0.71	3031	2.1		
	453.311	0.53	3071	1.5	0.64	3071	1.9		
	520.538	0.46	3031	1.3	0.55	3031	1.6		
	586.638	0.41	3080	1.2	0.49	3080	1.4		
	631.744	0.38	3031	1.1	0.45	3031	1.3		
	711.965	0.34	3080	1.0	0.41	3080	1.2		
	817.551	0.29	3031	0.9	0.35	3031	1.0		
	921.367	0.26	3080	0.8	0.31	3080	0.9		
	992.209	0.24	3031	0.7	0.29	3031	0.9		
1118.204	0.22	3080	0.6	0.26	3080	0.8			
1254.197	0.19	3031	0.6	0.23	3031	0.7			
1413.461	0.17	3080	0.5	0.21	3080	0.6			
GKS09 - 4W □□□ 1D		<b><math>n_1 = 700 \text{ rpm}</math></b>			<b><math>n_1 = 840 \text{ rpm}</math></b>				
	100.551	1.90	2436	7.0	2.28	2436	8.4		
	113.320	1.90	2746	6.2	2.28	2746	7.4		
	123.275	1.90	2987	5.7	2.28	2987	6.8		
	138.929	1.70	3017	5.0	2.05	3017	6.1		
	151.012	1.57	3024	4.6	1.89	3024	5.6		
	170.188	1.39	3017	4.1	1.67	3017	4.9		
	204.596	1.16	3031	3.4	1.40	3031	4.1		
	230.577	1.04	3048	3.0	1.25	3048	3.6		
	248.439	0.96	3031	2.8	1.15	3031	3.4		
	279.986	0.86	3071	2.5	1.03	3071	3.0		
	323.365	0.74	3031	2.2	0.88	3031	2.6		
	364.427	0.66	3071	1.9	0.79	3071	2.3		
	402.234	0.59	3031	1.7	0.71	3031	2.1		
	453.311	0.53	3071	1.5	0.64	3071	1.9		
	520.538	0.46	3031	1.3	0.55	3031	1.6		
586.638	0.41	3080	1.2	0.49	3080	1.4			
631.744	0.38	3031	1.1	0.45	3031	1.3			
711.965	0.34	3080	1.0	0.41	3080	1.2			
817.551	0.29	3031	0.9	0.35	3031	1.0			
921.367	0.26	3080	0.8	0.31	3080	0.9			
992.209	0.24	3031	0.7	0.29	3031	0.9			
1118.204	0.22	3080	0.6	0.26	3080	0.8			
GKS09 - 4W □□□ 1E		<b><math>n_1 = 700 \text{ rpm}</math></b>			<b><math>n_1 = 840 \text{ rpm}</math></b>				
	100.551	2.36	3029	7.0	2.84	3029	8.4		
	113.320	2.08	3002	6.2	2.50	3002	7.4		
	123.275	1.93	3024	5.7	2.31	3024	6.8		
	138.929	1.70	3017	5.0	2.05	3017	6.1		
151.012	1.57	3024	4.6	1.89	3024	5.6			

For dimensions, see page 6-122 onwards.

# Helical-bevel gearbox selection table

Gearbox with free input shaft

$M_{2 \text{ perm}} \leq 3080 \text{ Nm}$		GKS09-4W □□□							
Gearbox with free input shaft	i	50 Hz			60 Hz			50 Hz	60 Hz
		$P_{1 \text{ perm}}$	$M_{2 \text{ perm}}$	$n_2$	$P_{1 \text{ perm}}$	$M_{2 \text{ perm}}$	$n_2$	Consultation required for mounting position	
		[kW]	[Nm]	[rpm]	[kW]	[Nm]	[rpm]		
		<b><math>n_1 = 700 \text{ rpm}</math></b>			<b><math>n_1 = 840 \text{ rpm}</math></b>				
GKS09 - 4W □□□ 1E	170.188	1.39	3017	4.1	1.67	3017	4.9		
	204.596	1.16	3031	3.4	1.40	3031	4.1		
	230.577	1.04	3048	3.0	1.25	3048	3.6		
	248.439	0.96	3031	2.8	1.15	3031	3.4		
	279.986	0.86	3071	2.5	1.03	3071	3.0		
	323.365	0.74	3031	2.2	0.88	3031	2.6		
	364.427	0.66	3071	1.9	0.79	3071	2.3		
	402.234	0.59	3031	1.7	0.71	3031	2.1		
	453.311	0.53	3071	1.5	0.64	3071	1.9		
	520.538	0.46	3031	1.3	0.55	3031	1.6		
	586.638	0.41	3080	1.2	0.49	3080	1.4		
	631.744	0.38	3031	1.1	0.45	3031	1.3		
711.965	0.34	3080	1.0	0.41	3080	1.2			
GKS09 - 4W □□□ 1F	100.551	2.36	3029	7.0	2.84	3029	8.4		
	113.320	2.08	3002	6.2	2.50	3002	7.4		
	123.275	1.93	3024	5.7	2.31	3024	6.8		
	138.929	1.70	3017	5.0	2.05	3017	6.1		
	151.012	1.57	3024	4.6	1.89	3024	5.6		
	170.188	1.39	3017	4.1	1.67	3017	4.9		
	204.596	1.16	3031	3.4	1.40	3031	4.1		
	230.577	1.04	3048	3.0	1.25	3048	3.6		
	248.439	0.96	3031	2.8	1.15	3031	3.4		
	279.986	0.86	3071	2.5	1.03	3071	3.0		

For dimensions, see page 6-122 onwards.

# Helical-bevel gearbox selection table

## Gearbox with free input shaft



$M_2 \text{ perm} \leq 6072 \text{ Nm}$		GKS11-3W □□□							
Gearbox with free input shaft	i	50 Hz			60 Hz			50 Hz	60 Hz
		$P_1 \text{ perm}$	$M_2 \text{ perm}$	$n_2$	$P_1 \text{ perm}$	$M_2 \text{ perm}$	$n_2$	Consultation required for mounting position	
		[kW]	[Nm]	[rpm]	[kW]	[Nm]	[rpm]		
		<b><math>n_1 = 2800 \text{ rpm}</math></b>			<b><math>n_1 = 3360 \text{ rpm}</math></b>				
GKS11 - 3W □□□ 1F	35.741	27.29	3160	78				C, D	
	40.272	27.29	3560	70				C, D	
	57.683	18.99	3548	49				C, D	
	64.995	18.99	3998	43				C, D	
	70.887	15.87	3645	40				C, D	
	79.873	15.87	4107	35				C, D	
	91.737	12.75	3790	31				C, D	
	103.365	12.75	4270	27				C, D	
	111.335	10.65	3840	25				C, D	
	125.448	10.65	4327	22				C, D	
	140.732	8.54	3893	20				C, D	
	158.571	8.54	4387	18				C, D	
	186.572	8.03	4853	15				C, D	
	210.222	7.03	4785	13				C, D	
	226.431	6.62	4853	12				C, D	
	255.133	5.79	4785	11				C, D	
286.219	5.23	4853	9.8				C, D		
322.500	4.58	4785	8.7				C, D		
GKS11 - 3W □□□ 1G	28.021	46.19	4193	100				C, D	
	31.573	43.84	4484	89				C, D	
	35.741	39.66	4593	78				C, D	
	40.272	36.53	4767	70				C, D	
	43.783	33.21	4711	64				C, D	
	49.333	30.10	4810	57				C, D	
	57.683	25.95	4850	49				C, D	
	64.995	23.11	4866	43				C, D	
	70.887	21.12	4851	40				C, D	
	79.873	18.93	4899	35				C, D	
	91.737	16.33	4853	31				C, D	
	103.365	14.73	4931	27				C, D	
	111.335	13.45	4853	25				C, D	
	125.448	12.13	4931	22				C, D	
	186.572	8.03	4853	15				C, D	
	210.222	7.03	4785	13				C, D	
226.431	6.62	4853	12				C, D		
255.133	5.79	4785	11				C, D		
		<b><math>n_1 = 1400 \text{ rpm}</math></b>			<b><math>n_1 = 1680 \text{ rpm}</math></b>				
GKS11 - 3W □□□ 1F	35.741	16.80	3890	39	19.41	3746	47	C, D	
	40.272	16.80	4383	35	19.41	4221	42	C, D	
	57.683	11.69	4369	24	13.51	4207	29	C, D	
	64.995	11.69	4923	22	13.51	4740	26	C, D	
	70.887	9.77	4488	20	11.29	4322	24	C, D	
	79.873	9.77	5057	18	11.29	4870	21	C, D	
	91.737	7.85	4666	15	9.07	4493	18	C, D	
	103.365	7.85	5258	14	9.07	5063	16	C, D	
	111.335	6.55	4728	13	7.57	4553	15	C, D	
	125.448	6.55	5328	11	7.57	5130	13	C, D	
	140.732	5.26	4794	10.0	6.07	4616	12	C, D	
	158.571	5.26	5401	8.8	6.07	5201	11	C, D	
	186.572	4.94	5975	7.5	5.71	5753	9.0	C, D	
	210.222	4.33	5892	6.7	5.00	5674	8.0	C, D	
	226.431	4.07	5975	6.2	4.71	5753	7.4	C, D	
	255.133	3.56	5892	5.5	4.12	5674	6.6	C, D	
286.219	3.22	5975	4.9	3.72	5753	5.9	C, D		
322.500	2.82	5892	4.3	3.26	5674	5.2	C, D		
GKS11 - 3W □□□ 1G	28.021	28.43	5163	50	32.86	4971	60	C, D	
	31.573	26.99	5521	44	31.18	5316	53	C, D	
	35.741	24.42	5655	39	28.22	5445	47	C, D	
	40.272	22.49	5869	35	25.99	5651	42	C, D	
	43.783	20.44	5800	32	23.62	5585	38	C, D	
	49.333	18.53	5923	28	21.41	5703	34	C, D	

For dimensions, see page 6-122 onwards.

# Helical-bevel gearbox selection table

Gearbox with free input shaft

$M_{2 \text{ perm}} \leq 6072 \text{ Nm}$		GKS11-3W □□□								
Gearbox with free input shaft	i	50 Hz			60 Hz			50 Hz	60 Hz	
		$P_{1 \text{ perm}}$	$M_{2 \text{ perm}}$	$n_2$	$P_{1 \text{ perm}}$	$M_{2 \text{ perm}}$	$n_2$	Consultation required for mounting position		
		[kW]	[Nm]	[rpm]	[kW]	[Nm]	[rpm]			
		<b><math>n_1 = 1400 \text{ rpm}</math></b>			<b><math>n_1 = 1680 \text{ rpm}</math></b>					
GKS11 - 3W □□□ 1G	57.683	15.98	5972	24	18.46	5751	29	C, D		
	64.995	14.23	5992	22	16.44	5770	26	C, D		
	70.887	13.00	5973	20	15.03	5752	24	C, D		
	79.873	11.66	6032	18	13.47	5808	21	C, D		
	91.737	10.05	5975	15	11.62	5753	18	C, D		
	103.365	9.07	6072	14	10.48	5847	16	C, D		
	111.335	8.28	5975	13	9.57	5753	15	C, D		
	125.448	7.47	6072	11	8.63	5847	13	C, D		
	186.572	4.94	5975	7.5	5.71	5753	9.0	C, D		
	210.222	4.33	5892	6.7	5.00	5674	8.0	C, D		
	226.431	4.07	5975	6.2	4.71	5753	7.4	C, D		
	255.133	3.56	5892	5.5	4.12	5674	6.6	C, D		
	GKS11 - 3W □□□ 1H	12.094	35.35	2770	116	40.85	2668	139	C, D	
13.154		35.35	3013	106	40.85	2901	128	C, D		
15.874		30.04	3089	88	34.71	2975	106	C, D		
17.265		30.04	3360	81	34.71	3236	97	C, D		
19.515		35.35	4470	72	40.85	4304	86	C, D		
21.989		34.28	4884	64	39.61	4703	76	C, D		
25.615		30.04	4985	55	34.71	4800	66	C, D		
28.021		28.43	5163	50	32.86	4971	60	C, D		
31.573		26.99	5521	44	31.18	5316	53	C, D		
35.741		24.42	5655	39	28.22	5445	47	C, D		
40.272		22.49	5869	35	25.99	5651	42	C, D		
43.783		20.44	5800	32	23.62	5585	38	C, D		
49.333		18.53	5923	28	21.41	5703	34	C, D		
57.683		15.98	5972	24	18.46	5751	29	C, D		
64.995		14.23	5992	22	16.44	5770	26	C, D		
70.887		13.00	5973	20	15.03	5752	24	C, D		
79.873	11.66	6032	18	13.47	5808	21	C, D			
GKS11 - 3W □□□ 1K	12.094	35.35	2770	116	40.85	2668	139	C, D		
	13.154	35.35	3013	106	40.85	2901	128	C, D		
	15.874	30.04	3089	88	34.71	2975	106	C, D		
	17.265	30.04	3360	81	34.71	3236	97	C, D		
	19.515	35.35	4470	72	40.85	4304	86	C, D		
	21.989	34.28	4884	64	39.61	4703	76	C, D		
	25.615	30.04	4985	55	34.71	4800	66	C, D		
	28.021	28.43	5163	50	32.86	4971	60	C, D		
	31.573	26.99	5521	44	31.18	5316	53	C, D		
	35.741	24.42	5655	39	28.22	5445	47	C, D		
	40.272	22.49	5869	35	25.99	5651	42	C, D		
	43.783	20.44	5800	32	23.62	5585	38	C, D		
	49.333	18.53	5923	28	21.41	5703	34	C, D		
	GKS11 - 3W □□□ 1F		<b><math>n_1 = 700 \text{ rpm}</math></b>			<b><math>n_1 = 840 \text{ rpm}</math></b>				
		35.741	8.40	3890	20	10.08	3890	24		
		40.272	8.40	4383	17	10.08	4383	21		
57.683		5.84	4369	12	7.01	4369	15			
64.995		5.84	4923	11	7.01	4923	13			
70.887		4.89	4488	9.9	5.86	4488	12			
79.873		4.89	5057	8.8	5.86	5057	11			
91.737		3.93	4666	7.6	4.71	4666	9.2			
103.365		3.93	5258	6.8	4.71	5258	8.1			
111.335		3.28	4728	6.3	3.93	4728	7.5			
125.448		3.28	5328	5.6	3.93	5328	6.7			
140.732		2.63	4794	5.0	3.15	4794	6.0			
158.571		2.63	5401	4.4	3.15	5401	5.3			
186.572		2.47	5975	3.8	2.97	5975	4.5			
210.222		2.16	5892	3.3	2.60	5892	4.0			
226.431		2.04	5975	3.1	2.44	5975	3.7			
255.133		1.78	5892	2.7	2.14	5892	3.3			
286.219	1.61	5975	2.5	1.93	5975	2.9				
322.500	1.41	5892	2.2	1.69	5892	2.6				

For dimensions, see page 6-122 onwards.

# Helical-bevel gearbox selection table

## Gearbox with free input shaft



$M_2 \text{ perm} \leq 6072 \text{ Nm}$		GKS11-3W □□□							
Gearbox with free input shaft	i	50 Hz			60 Hz			50 Hz	60 Hz
		$P_1 \text{ perm}$	$M_2 \text{ perm}$	$n_2$	$P_1 \text{ perm}$	$M_2 \text{ perm}$	$n_2$	Consultation required for mounting position	
		[kW]	[Nm]	[rpm]	[kW]	[Nm]	[rpm]		
		<b><math>n_1 = 700 \text{ rpm}</math></b>			<b><math>n_1 = 840 \text{ rpm}</math></b>				
GKS11 - 3W □□□ 1G	28.021	14.22	5163	25	17.06	5163	30		
	31.573	13.49	5521	22	16.19	5521	27		
	35.741	12.21	5655	20	14.65	5655	24		
	40.272	11.25	5869	17	13.50	5869	21		
	43.783	10.22	5800	16	12.27	5800	19		
	49.333	9.26	5923	14	11.12	5923	17		
	57.683	7.99	5972	12	9.59	5972	15		
	64.995	7.11	5992	11	8.54	5992	13		
	70.887	6.50	5973	9.9	7.80	5973	12		
	79.873	5.83	6032	8.8	6.99	6032	11		
	91.737	5.03	5975	7.6	6.03	5975	9.2		
	103.365	4.53	6072	6.8	5.44	6072	8.1		
	111.335	4.14	5975	6.3	4.97	5975	7.5		
	125.448	3.74	6072	5.6	4.48	6072	6.7		
	186.572	2.47	5975	3.8	2.97	5975	4.5		
	210.222	2.16	5892	3.3	2.60	5892	4.0		
	226.431	2.04	5975	3.1	2.44	5975	3.7		
255.133	1.78	5892	2.7	2.14	5892	3.3			
GKS11 - 3W □□□ 1H	12.094	17.68	2770	58	21.21	2770	70		
	13.154	17.68	3013	53	21.21	3013	64		
	15.874	15.02	3089	44	18.02	3089	53		
	17.265	15.02	3360	41	18.02	3360	49		
	19.515	17.68	4470	36	21.21	4470	43		
	21.989	17.14	4884	32	20.57	4884	38		
	25.615	15.02	4985	27	18.02	4985	33		
	28.021	14.22	5163	25	17.06	5163	30		
	31.573	13.49	5521	22	16.19	5521	27		
	35.741	12.21	5655	20	14.65	5655	24		
	40.272	11.25	5869	17	13.50	5869	21		
	43.783	10.22	5800	16	12.27	5800	19		
	49.333	9.26	5923	14	11.12	5923	17		
	57.683	7.99	5972	12	9.59	5972	15		
	64.995	7.11	5992	11	8.54	5992	13		
	70.887	6.50	5973	9.9	7.80	5973	12		
	79.873	5.83	6032	8.8	6.99	6032	11		
GKS11 - 3W □□□ 1K	12.094	17.68	2770	58	21.21	2770	70		
	13.154	17.68	3013	53	21.21	3013	64		
	15.874	15.02	3089	44	18.02	3089	53		
	17.265	15.02	3360	41	18.02	3360	49		
	19.515	17.68	4470	36	21.21	4470	43		
	21.989	17.14	4884	32	20.57	4884	38		
	25.615	15.02	4985	27	18.02	4985	33		
	28.021	14.22	5163	25	17.06	5163	30		
	31.573	13.49	5521	22	16.19	5521	27		
	35.741	12.21	5655	20	14.65	5655	24		
	40.272	11.25	5869	17	13.50	5869	21		
	43.783	10.22	5800	16	12.27	5800	19		
	49.333	9.26	5923	14	11.12	5923	17		

For dimensions, see page 6-122 onwards.

# Helical-bevel gearbox selection table

Gearbox with free input shaft


$M_2 \text{ perm} \leq 6072 \text{ Nm}$		GKS11-4W □□□							
Gearbox with free input shaft	i	50 Hz			60 Hz			50 Hz	60 Hz
		$P_1 \text{ perm}$	$M_2 \text{ perm}$	$n_2$	$P_1 \text{ perm}$	$M_2 \text{ perm}$	$n_2$	Consultation required for mounting position	
		[kW]	[Nm]	[rpm]	[kW]	[Nm]	[rpm]		
		<b><math>n_1 = 1400 \text{ rpm}</math></b>			<b><math>n_1 = 1680 \text{ rpm}</math></b>				
GKS11 - 4W □□□ 1D	102.119	4.54	2952	14	5.24	2843	17		
	115.063	4.54	3326	12	5.24	3203	15		
	125.095	4.54	3616	11	5.24	3482	13		
	140.952	4.54	4075	9.9	5.24	3924	12		
	322.931	2.90	5973	4.3	3.36	5752	5.2		
	363.866	2.60	6032	3.9	3.01	5808	4.6		
	395.787	2.37	5973	3.5	2.74	5752	4.2		
	445.958	2.12	6032	3.1	2.45	5808	3.8		
	512.196	1.83	5975	2.7	2.12	5753	3.3		
	577.122	1.65	6072	2.4	1.91	5847	2.9		
	621.619	1.51	5975	2.3	1.74	5753	2.7		
	700.416	1.36	6072	2.0	1.57	5847	2.4		
	816.455	1.15	5975	1.7	1.33	5753	2.1		
	919.949	1.04	6072	1.5	1.20	5847	1.8		
	990.879	0.95	5975	1.4	1.09	5753	1.7		
	1116.484	0.85	6072	1.3	0.99	5847	1.5		
	1252.516	0.75	5975	1.1	0.87	5753	1.3		
1411.286	0.68	6072	1.0	0.78	5847	1.2			
GKS11 - 4W □□□ 1E	102.119	7.38	4798	14	8.52	4620	17		
	115.063	7.38	5406	12	8.52	5206	15		
	125.095	7.28	5800	11	8.41	5585	13		
	140.952	6.60	5923	9.9	7.62	5703	12		
	153.242	5.94	5800	9.1	6.87	5585	11		
	172.667	5.39	5923	8.1	6.22	5703	9.7		
	201.890	4.64	5972	6.9	5.37	5751	8.3		
	227.481	4.14	5992	6.2	4.78	5770	7.4		
	248.106	3.78	5973	5.6	4.37	5752	6.8		
	279.556	3.39	6032	5.0	3.91	5808	6.0		
	322.931	2.90	5973	4.3	3.36	5752	5.2		
	363.866	2.60	6032	3.9	3.01	5808	4.6		
	395.787	2.37	5973	3.5	2.74	5752	4.2		
	445.958	2.12	6032	3.1	2.45	5808	3.8		
	512.196	1.83	5975	2.7	2.12	5753	3.3		
	577.122	1.65	6072	2.4	1.91	5847	2.9		
	621.619	1.51	5975	2.3	1.74	5753	2.7		
700.416	1.36	6072	2.0	1.57	5847	2.4			
816.455	1.15	5975	1.7	1.33	5753	2.1			
919.949	1.04	6072	1.5	1.20	5847	1.8			
990.879	0.95	5975	1.4	1.09	5753	1.7			
1116.484	0.85	6072	1.3	0.99	5847	1.5			
GKS11 - 4W □□□ 1F	102.119	8.69	5655	14	10.05	5445	17		C, D
	115.063	8.01	5869	12	9.25	5651	15		C, D
	125.095	7.28	5800	11	8.41	5585	13		C, D
	140.952	6.60	5923	9.9	7.62	5703	12		C, D
	153.242	5.94	5800	9.1	6.87	5585	11		C, D
	172.667	5.39	5923	8.1	6.22	5703	9.7		C, D
	201.890	4.64	5972	6.9	5.37	5751	8.3		C, D
	227.481	4.14	5992	6.2	4.78	5770	7.4		C, D
	248.106	3.78	5973	5.6	4.37	5752	6.8		C, D
	279.556	3.39	6032	5.0	3.91	5808	6.0		C, D
	322.931	2.90	5973	4.3	3.36	5752	5.2		C, D
	363.866	2.60	6032	3.9	3.01	5808	4.6		C, D
	395.787	2.37	5973	3.5	2.74	5752	4.2		C, D
	445.958	2.12	6032	3.1	2.45	5808	3.8		C, D
	512.196	1.83	5975	2.7	2.12	5753	3.3		C, D
	577.122	1.65	6072	2.4	1.91	5847	2.9		C, D
	621.619	1.51	5975	2.3	1.74	5753	2.7		C, D
700.416	1.36	6072	2.0	1.57	5847	2.4		C, D	

For dimensions, see page 6-122 onwards.



# Helical-bevel gearbox selection table

## Gearbox with free input shaft



$M_2 \text{ perm} \leq 6072 \text{ Nm}$		GKS11-4W □□□							
Gearbox with free input shaft	i	50 Hz			60 Hz			50 Hz	60 Hz
		$P_1 \text{ perm}$	$M_2 \text{ perm}$	$n_2$	$P_1 \text{ perm}$	$M_2 \text{ perm}$	$n_2$	Consultation required for mounting position	
		[kW]	[Nm]	[rpm]	[kW]	[Nm]	[rpm]		
GKS11 - 4W □□□ 1G		<b><math>n_1 = 1400 \text{ rpm}</math></b>			<b><math>n_1 = 1680 \text{ rpm}</math></b>				
	102.119	8.69	5655	14	10.05	5445	17		C, D
	115.063	8.01	5869	12	9.25	5651	15		C, D
	125.095	7.28	5800	11	8.41	5585	13		C, D
	140.952	6.60	5923	9.9	7.62	5703	12		C, D
	153.242	5.94	5800	9.1	6.87	5585	11		C, D
	172.667	5.39	5923	8.1	6.22	5703	9.7		C, D
	201.890	4.64	5972	6.9	5.37	5751	8.3		C, D
	227.481	4.14	5992	6.2	4.78	5770	7.4		C, D
	248.106	3.78	5973	5.6	4.37	5752	6.8		C, D
279.556	3.39	6032	5.0	3.91	5808	6.0		C, D	
GKS11 - 4W □□□ 1D		<b><math>n_1 = 700 \text{ rpm}</math></b>			<b><math>n_1 = 840 \text{ rpm}</math></b>				
	102.119	2.27	2952	6.9	2.72	2952	8.2		
	115.063	2.27	3326	6.1	2.72	3326	7.3		
	125.095	2.27	3616	5.6	2.72	3616	6.7		
	140.952	2.27	4075	5.0	2.72	4075	6.0		
	322.931	1.45	5973	2.2	1.74	5973	2.6		
	363.866	1.30	6032	1.9	1.56	6032	2.3		
	395.787	1.18	5973	1.8	1.42	5973	2.1		
	445.958	1.06	6032	1.6	1.27	6032	1.9		
	512.196	0.92	5975	1.4	1.10	5975	1.6		
	577.122	0.83	6072	1.2	0.99	6072	1.5		
	621.619	0.75	5975	1.1	0.91	5975	1.4		
	700.416	0.68	6072	1.0	0.82	6072	1.2		
	816.455	0.57	5975	0.9	0.69	5975	1.0		
	919.949	0.52	6072	0.8	0.62	6072	0.9		
	990.879	0.47	5975	0.7	0.57	5975	0.9		
1116.484	0.43	6072	0.6	0.51	6072	0.8			
1252.516	0.37	5975	0.6	0.45	5975	0.7			
1411.286	0.34	6072	0.5	0.41	6072	0.6			
GKS11 - 4W □□□ 1E		<b><math>n_1 = 700 \text{ rpm}</math></b>			<b><math>n_1 = 840 \text{ rpm}</math></b>				
	102.119	3.69	4798	6.9	4.43	4798	8.2		
	115.063	3.69	5406	6.1	4.43	5406	7.3		
	125.095	3.64	5800	5.6	4.37	5800	6.7		
	140.952	3.30	5923	5.0	3.96	5923	6.0		
	153.242	2.97	5800	4.6	3.57	5800	5.5		
	172.667	2.69	5923	4.1	3.23	5923	4.9		
	201.890	2.32	5972	3.5	2.79	5972	4.2		
	227.481	2.07	5992	3.1	2.48	5992	3.7		
	248.106	1.89	5973	2.8	2.27	5973	3.4		
	279.556	1.69	6032	2.5	2.03	6032	3.0		
	322.931	1.45	5973	2.2	1.74	5973	2.6		
	363.866	1.30	6032	1.9	1.56	6032	2.3		
	395.787	1.18	5973	1.8	1.42	5973	2.1		
	445.958	1.06	6032	1.6	1.27	6032	1.9		
	512.196	0.92	5975	1.4	1.10	5975	1.6		
577.122	0.83	6072	1.2	0.99	6072	1.5			
621.619	0.75	5975	1.1	0.91	5975	1.4			
700.416	0.68	6072	1.0	0.82	6072	1.2			
816.455	0.57	5975	0.9	0.69	5975	1.0			
919.949	0.52	6072	0.8	0.62	6072	0.9			
990.879	0.47	5975	0.7	0.57	5975	0.9			
1116.484	0.43	6072	0.6	0.51	6072	0.8			

For dimensions, see page 6-122 onwards.

# Helical-bevel gearbox selection table

## Gearbox with free input shaft

$M_2 \text{ perm} \leq 6072 \text{ Nm}$		GKS11-4W □□□							
Gearbox with free input shaft	i	50 Hz			60 Hz			50 Hz	60 Hz
		$P_1 \text{ perm}$	$M_2 \text{ perm}$	$n_2$	$P_1 \text{ perm}$	$M_2 \text{ perm}$	$n_2$	Consultation required for mounting position	
		[kW]	[Nm]	[rpm]	[kW]	[Nm]	[rpm]		
		<b><math>n_1 = 700 \text{ rpm}</math></b>			<b><math>n_1 = 840 \text{ rpm}</math></b>				
GKS11 - 4W □□□ 1F	102.119	4.35	5655	6.9	5.22	5655	8.2		
	115.063	4.00	5869	6.1	4.80	5869	7.3		
	125.095	3.64	5800	5.6	4.37	5800	6.7		
	140.952	3.30	5923	5.0	3.96	5923	6.0		
	153.242	2.97	5800	4.6	3.57	5800	5.5		
	172.667	2.69	5923	4.1	3.23	5923	4.9		
	201.890	2.32	5972	3.5	2.79	5972	4.2		
	227.481	2.07	5992	3.1	2.48	5992	3.7		
	248.106	1.89	5973	2.8	2.27	5973	3.4		
	279.556	1.69	6032	2.5	2.03	6032	3.0		
	322.931	1.45	5973	2.2	1.74	5973	2.6		
	363.866	1.30	6032	1.9	1.56	6032	2.3		
	395.787	1.18	5973	1.8	1.42	5973	2.1		
	445.958	1.06	6032	1.6	1.27	6032	1.9		
	512.196	0.92	5975	1.4	1.10	5975	1.6		
	577.122	0.83	6072	1.2	0.99	6072	1.5		
621.619	0.75	5975	1.1	0.91	5975	1.4			
700.416	0.68	6072	1.0	0.82	6072	1.2			
GKS11 - 4W □□□ 1G	102.119	4.35	5655	6.9	5.22	5655	8.2		
	115.063	4.00	5869	6.1	4.80	5869	7.3		
	125.095	3.64	5800	5.6	4.37	5800	6.7		
	140.952	3.30	5923	5.0	3.96	5923	6.0		
	153.242	2.97	5800	4.6	3.57	5800	5.5		
	172.667	2.69	5923	4.1	3.23	5923	4.9		
	201.890	2.32	5972	3.5	2.79	5972	4.2		
	227.481	2.07	5992	3.1	2.48	5992	3.7		
	248.106	1.89	5973	2.8	2.27	5973	3.4		
	279.556	1.69	6032	2.5	2.03	6032	3.0		

For dimensions, see page 6-122 onwards.

# Helical-bevel gearbox selection table

## Gearbox with free input shaft



$M_2 \text{ perm} \leq 11784 \text{ Nm}$		GKS14-3W □□□							
Gearbox with free input shaft	i	50 Hz			60 Hz			50 Hz	60 Hz
		$P_1 \text{ perm}$	$M_2 \text{ perm}$	$n_2$	$P_1 \text{ perm}$	$M_2 \text{ perm}$	$n_2$	Consultation required for mounting position	
		[kW]	[Nm]	[rpm]	[kW]	[Nm]	[rpm]		
GKS14 - 3W □□□ 1G		<b><math>n_1 = 2800 \text{ rpm}</math></b>			<b><math>n_1 = 3360 \text{ rpm}</math></b>				
	56.251	38.05	6934	50				C, D	
	63.382	38.05	7813	44				C, D	
	68.942	32.55	7270	41				C, D	
	77.681	32.55	8192	36				C, D	
	90.551	25.66	7526	31				C, D	
	102.029	25.66	8480	27				C, D	
	109.896	21.50	7656	26				C, D	
	123.826	21.50	8627	23				C, D	
	138.913	17.32	7793	20				C, D	
	156.522	17.32	8781	18				C, D	
	186.572	15.60	9429	15				C, D	
	210.222	13.78	9385	13				C, D	
	226.431	12.85	9429	12				C, D	
	255.133	11.35	9385	11				C, D	
	286.219	10.17	9429	9.8				C, D	
322.500	8.98	9385	8.7				C, D		
GKS14 - 3W □□□ 1G		<b><math>n_1 = 1400 \text{ rpm}</math></b>			<b><math>n_1 = 1680 \text{ rpm}</math></b>				
	56.251	23.43	8538	25	27.07	8222	30	C, D	
	63.382	23.43	9621	22	27.07	9264	27	C, D	
	68.942	20.04	8952	20	23.16	8620	24	C, D	
	77.681	20.04	10087	18	23.16	9713	22	C, D	
	90.551	15.79	9267	16	18.25	8923	19	C, D	
	102.029	15.79	10441	14	18.25	10054	17	C, D	
	109.896	13.24	9427	13	15.30	9078	15	C, D	
	123.826	13.24	10622	11	15.30	10228	14	C, D	
	138.913	10.66	9595	10	12.32	9240	12	C, D	
	156.522	10.66	10812	8.9	12.32	10411	11	C, D	
	186.572	9.60	11609	7.5	11.10	11179	9.0	C, D	
	210.222	8.48	11555	6.7	9.80	11127	8.0	C, D	
	226.431	7.91	11609	6.2	9.14	11179	7.4	C, D	
	255.133	6.99	11555	5.5	8.08	11127	6.6	C, D	
	286.219	6.26	11609	4.9	7.23	11179	5.9	C, D	
322.500	5.53	11555	4.3	6.39	11127	5.2	C, D		
GKS14 - 3W □□□ 1H									
	16.646	55.00	5932	84	63.55	5712	101	C, D	
	18.311	51.90	6158	77	59.97	5929	92	C, D	
	24.696	55.00	8801	57	63.55	8475	68	C, D	
	27.165	51.90	9135	52	59.97	8797	62	C, D	
	30.609	51.09	10132	46	59.03	9756	55	C, D	
	34.692	44.57	10019	40	51.51	9648	48	C, D	
	39.089	43.18	10937	36	49.90	10532	43	C, D	
	42.531	39.14	10787	33	45.23	10387	40	C, D	
	47.923	36.27	11261	29	41.91	10844	35	C, D	
	56.251	31.61	11522	25	36.53	11095	30	C, D	
	63.382	27.95	11477	22	32.29	11052	27	C, D	
	68.942	25.64	11454	20	29.63	11029	24	C, D	
	77.681	22.89	11520	18	26.45	11093	22	C, D	
	90.551	19.58	11488	16	22.63	11062	19	C, D	
	102.029	17.61	11639	14	20.34	11208	17	C, D	
109.896	16.55	11784	13	19.12	11347	15	C, D		
123.826	14.51	11639	11	16.76	11208	14	C, D		
186.572	9.60	11609	7.5	11.10	11179	9.0	C, D		
210.222	8.48	11555	6.7	9.80	11127	8.0	C, D		
226.431	7.91	11609	6.2	9.14	11179	7.4	C, D		
255.133	6.99	11555	5.5	8.08	11127	6.6	C, D		
GKS14 - 3W □□□ 1K									
	12.435	62.25	5016	113	71.93	4830	135	C, D	
	13.525	62.25	5455	104	71.93	5253	124	C, D	
	16.646	55.00	5932	84	63.55	5712	101	C, D	
	18.311	51.90	6158	77	59.97	5929	92	C, D	
	20.065	62.25	8093	70	71.93	7793	84	C, D	
22.609	61.94	9073	62	71.57	8737	74	C, D		
24.696	55.00	8801	57	63.55	8475	68	C, D		

For dimensions, see page 6-122 onwards.

# Helical-bevel gearbox selection table


Gearbox with free input shaft

$M_2 \text{ perm} \leq 11784 \text{ Nm}$		GKS14-3W □□□							
Gearbox with free input shaft	i	50 Hz			60 Hz			50 Hz	60 Hz
		$P_1 \text{ perm}$	$M_2 \text{ perm}$	$n_2$	$P_1 \text{ perm}$	$M_2 \text{ perm}$	$n_2$	Consultation required for mounting position	
		[kW]	[Nm]	[rpm]	[kW]	[Nm]	[rpm]		
GKS14 - 3W □□□ 1K		<b><math>n_1 = 1400 \text{ rpm}</math></b>			<b><math>n_1 = 1680 \text{ rpm}</math></b>				
	27.165	51.90	9135	52	59.97	8797	62	C, D	
	30.609	51.09	10132	46	59.03	9756	55	C, D	
	34.692	44.57	10019	40	51.51	9648	48	C, D	
	39.089	43.18	10937	36	49.90	10532	43	C, D	
	42.531	39.14	10787	33	45.23	10387	40	C, D	
	47.923	36.27	11261	29	41.91	10844	35	C, D	
	56.251	31.61	11522	25	36.53	11095	30	C, D	
63.382	27.95	11477	22	32.29	11052	27	C, D		
GKS14 - 3W □□□ 1G		<b><math>n_1 = 700 \text{ rpm}</math></b>			<b><math>n_1 = 840 \text{ rpm}</math></b>				
	56.251	11.71	8538	12	14.06	8538	15		
	63.382	11.71	9621	11	14.06	9621	13		
	68.942	10.02	8952	10	12.02	8952	12		
	77.681	10.02	10087	9.0	12.02	10087	11		
	90.551	7.90	9267	7.7	9.48	9267	9.3		
	102.029	7.90	10441	6.9	9.48	10441	8.2		
	109.896	6.62	9427	6.4	7.94	9427	7.6		
	123.826	6.62	10622	5.7	7.94	10622	6.8		
	138.913	5.33	9595	5.0	6.40	9595	6.1		
	156.522	5.33	10812	4.5	6.40	10812	5.4		
	186.572	4.80	11609	3.8	5.76	11609	4.5		
	210.222	4.24	11555	3.3	5.09	11555	4.0		
	226.431	3.96	11609	3.1	4.75	11609	3.7		
	255.133	3.49	11555	2.7	4.19	11555	3.3		
	286.219	3.13	11609	2.5	3.76	11609	2.9		
322.500	2.76	11555	2.2	3.32	11555	2.6			
GKS14 - 3W □□□ 1H									
	16.646	27.50	5932	42	33.00	5932	51		
	18.311	25.95	6158	38	31.14	6158	46		
	24.696	27.50	8801	28	33.00	8801	34		
	27.165	25.95	9135	26	31.14	9135	31		
	30.609	25.54	10132	23	30.65	10132	27		
	34.692	22.29	10019	20	26.74	10019	24		
	39.089	21.59	10937	18	25.91	10937	22		
	42.531	19.57	10787	17	23.49	10787	20		
	47.923	18.13	11261	15	21.76	11261	18		
	56.251	15.81	11522	12	18.97	11522	15		
	63.382	13.97	11477	11	16.77	11477	13		
	68.942	12.82	11454	10	15.38	11454	12		
	77.681	11.44	11520	9.0	13.73	11520	11		
	90.551	9.79	11488	7.7	11.75	11488	9.3		
	102.029	8.80	11639	6.9	10.56	11639	8.2		
109.896	8.27	11784	6.4	9.93	11784	7.6			
123.826	7.25	11639	5.7	8.70	11639	6.8			
186.572	4.80	11609	3.8	5.76	11609	4.5			
210.222	4.24	11555	3.3	5.09	11555	4.0			
226.431	3.96	11609	3.1	4.75	11609	3.7			
255.133	3.49	11555	2.7	4.19	11555	3.3			
GKS14 - 3W □□□ 1K									
	12.435	31.13	5016	56	37.35	5016	68		
	13.525	31.13	5455	52	37.35	5455	62		
	16.646	27.50	5932	42	33.00	5932	51		
	18.311	25.95	6158	38	31.14	6158	46		
	20.065	31.13	8093	35	37.35	8093	42		
	22.609	30.97	9073	31	37.16	9073	37		
	24.696	27.50	8801	28	33.00	8801	34		
	27.165	25.95	9135	26	31.14	9135	31		
	30.609	25.54	10132	23	30.65	10132	27		
	34.692	22.29	10019	20	26.74	10019	24		
	39.089	21.59	10937	18	25.91	10937	22		
	42.531	19.57	10787	17	23.49	10787	20		
	47.923	18.13	11261	15	21.76	11261	18		
	56.251	15.81	11522	12	18.97	11522	15		
	63.382	13.97	11477	11	16.77	11477	13		

For dimensions, see page 6-122 onwards.

# Helical-bevel gearbox selection table

## Gearbox with free input shaft



$M_2 \text{ perm} \leq 11639 \text{ Nm}$		GKS14-4W □□□							
Gearbox with free input shaft	i	50 Hz			60 Hz			50 Hz	60 Hz
		$P_1 \text{ perm}$	$M_2 \text{ perm}$	$n_2$	$P_1 \text{ perm}$	$M_2 \text{ perm}$	$n_2$	Consultation required for mounting position	
		[kW]	[Nm]	[rpm]	[kW]	[Nm]	[rpm]		
		<b><math>n_1 = 1400 \text{ rpm}</math></b>			<b><math>n_1 = 1680 \text{ rpm}</math></b>				
GKS14 - 4W □□□ 1E	97.467	9.16	5688	14	10.59	5477	17		
	109.822	9.16	6409	13	10.59	6171	15		
	119.493	9.16	6973	12	10.59	6715	14		
	134.640	9.16	7857	10	10.59	7566	13		
	158.039	9.16	9223	8.9	10.59	8881	11		
	178.072	9.16	10392	7.9	10.59	10007	9.4		
	321.729	5.59	11454	4.4	6.46	11029	5.2		
	362.512	4.99	11520	3.9	5.77	11093	4.6		
	390.671	4.60	11454	3.6	5.32	11029	4.3		
	440.193	4.11	11520	3.2	4.75	11093	3.8		
	513.121	3.52	11488	2.7	4.06	11062	3.3		
	578.164	3.16	11639	2.4	3.65	11208	2.9		
	622.742	2.90	11488	2.3	3.35	11062	2.7		
	701.681	2.60	11639	2.0	3.01	11208	2.4		
	805.901	2.24	11488	1.7	2.59	11062	2.1		
	908.058	2.01	11639	1.5	2.33	11208	1.9		
	978.071	1.84	11488	1.4	2.13	11062	1.7		
	1102.052	1.66	11639	1.3	1.92	11208	1.5		
	1236.326	1.46	11488	1.1	1.69	11062	1.4		
1393.043	1.31	11639	1.0	1.52	11208	1.2			
GKS14 - 4W □□□ 1F	97.467	13.85	8597	14	16.00	8279	17		C, D
	109.822	13.85	9687	13	16.00	9328	15		C, D
	119.493	13.85	10540	12	16.00	10149	14		C, D
	134.640	13.13	11261	10	15.17	10844	13		C, D
	158.039	11.45	11522	8.9	13.23	11095	11		C, D
	178.072	10.12	11477	7.9	11.69	11052	9.4		C, D
	193.754	9.34	11522	7.2	10.79	11095	8.7		C, D
	218.315	8.25	11477	6.4	9.54	11052	7.7		C, D
	237.467	7.57	11454	5.9	8.75	11029	7.1		C, D
	267.568	6.76	11520	5.2	7.81	11093	6.3		C, D
	321.729	5.59	11454	4.4	6.46	11029	5.2		C, D
	362.512	4.99	11520	3.9	5.77	11093	4.6		C, D
	390.671	4.60	11454	3.6	5.32	11029	4.3		C, D
	440.193	4.11	11520	3.2	4.75	11093	3.8		C, D
	513.121	3.52	11488	2.7	4.06	11062	3.3		C, D
	578.164	3.16	11639	2.4	3.65	11208	2.9		C, D
	622.742	2.90	11488	2.3	3.35	11062	2.7		C, D
	701.681	2.60	11639	2.0	3.01	11208	2.4		C, D
	805.901	2.24	11488	1.7	2.59	11062	2.1		C, D
908.058	2.01	11639	1.5	2.33	11208	1.9		C, D	
978.071	1.84	11488	1.4	2.13	11062	1.7		C, D	
1102.052	1.66	11639	1.3	1.92	11208	1.5		C, D	
GKS14 - 4W □□□ 1G	97.467	16.14	10019	14	18.65	9648	17		C, D
	109.822	15.64	10937	13	18.07	10532	15		C, D
	119.493	14.17	10787	12	16.38	10387	14		C, D
	134.640	13.13	11261	10	15.17	10844	13		C, D
	158.039	11.45	11522	8.9	13.23	11095	11		C, D
	178.072	10.12	11477	7.9	11.69	11052	9.4		C, D
	193.754	9.34	11522	7.2	10.79	11095	8.7		C, D
	218.315	8.25	11477	6.4	9.54	11052	7.7		C, D
	237.467	7.57	11454	5.9	8.75	11029	7.1		C, D
	267.568	6.76	11520	5.2	7.81	11093	6.3		C, D
	321.729	5.59	11454	4.4	6.46	11029	5.2		C, D
	362.512	4.99	11520	3.9	5.77	11093	4.6		C, D
	390.671	4.60	11454	3.6	5.32	11029	4.3		C, D
	440.193	4.11	11520	3.2	4.75	11093	3.8		C, D
	513.121	3.52	11488	2.7	4.06	11062	3.3		C, D
	578.164	3.16	11639	2.4	3.65	11208	2.9		C, D
	622.742	2.90	11488	2.3	3.35	11062	2.7		C, D
	701.681	2.60	11639	2.0	3.01	11208	2.4		C, D

For dimensions, see page 6-122 onwards.

# Helical-bevel gearbox selection table

## Gearbox with free input shaft

$M_2 \text{ perm} \leq 11639 \text{ Nm}$		GKS14-4W □□□							
Gearbox with free input shaft	i	50 Hz			60 Hz			50 Hz	60 Hz
		$P_1 \text{ perm}$	$M_2 \text{ perm}$	$n_2$	$P_1 \text{ perm}$	$M_2 \text{ perm}$	$n_2$	Consultation required for mounting position	
		[kW]	[Nm]	[rpm]	[kW]	[Nm]	[rpm]		
GKS14 - 4W □□□ 1H		<b><math>n_1 = 1400 \text{ rpm}</math></b>			<b><math>n_1 = 1680 \text{ rpm}</math></b>				
	97.467	16.14	10019	14	18.65	9648	17		C, D
	109.822	15.64	10937	13	18.07	10532	15		C, D
	119.493	14.17	10787	12	16.38	10387	14		C, D
	134.640	13.13	11261	10	15.17	10844	13		C, D
	158.039	11.45	11522	8.9	13.23	11095	11		C, D
	178.072	10.12	11477	7.9	11.69	11052	9.4		C, D
	193.754	9.34	11522	7.2	10.79	11095	8.7		C, D
	218.315	8.25	11477	6.4	9.54	11052	7.7		C, D
	237.467	7.57	11454	5.9	8.75	11029	7.1		C, D
	267.568	6.76	11520	5.2	7.81	11093	6.3		C, D
GKS14 - 4W □□□ 1E		<b><math>n_1 = 700 \text{ rpm}</math></b>			<b><math>n_1 = 840 \text{ rpm}</math></b>				
	97.467	4.58	5688	7.2	5.50	5688	8.6		
	109.822	4.58	6409	6.4	5.50	6409	7.7		
	119.493	4.58	6973	5.9	5.50	6973	7.0		
	134.640	4.58	7857	5.2	5.50	7857	6.2		
	158.039	4.58	9223	4.4	5.50	9223	5.3		
	178.072	4.58	10392	3.9	5.50	10392	4.7		
	321.729	2.79	11454	2.2	3.35	11454	2.6		
	362.512	2.49	11520	1.9	2.99	11520	2.3		
	390.671	2.30	11454	1.8	2.76	11454	2.2		
	440.193	2.05	11520	1.6	2.47	11520	1.9		
	513.121	1.76	11488	1.4	2.11	11488	1.6		
	578.164	1.58	11639	1.2	1.90	11639	1.5		
	622.742	1.45	11488	1.1	1.74	11488	1.4		
	701.681	1.30	11639	1.0	1.56	11639	1.2		
	805.901	1.12	11488	0.9	1.34	11488	1.0		
	908.058	1.01	11639	0.8	1.21	11639	0.9		
978.071	0.92	11488	0.7	1.11	11488	0.9			
1102.052	0.83	11639	0.6	0.99	11639	0.8			
1236.326	0.73	11488	0.6	0.88	11488	0.7			
1393.043	0.66	11639	0.5	0.79	11639	0.6			
GKS14 - 4W □□□ 1F		<b><math>n_1 = 700 \text{ rpm}</math></b>			<b><math>n_1 = 840 \text{ rpm}</math></b>				
	97.467	6.92	8597	7.2	8.31	8597	8.6		
	109.822	6.92	9687	6.4	8.31	9687	7.7		
	119.493	6.92	10540	5.9	8.31	10540	7.0		
	134.640	6.57	11261	5.2	7.88	11261	6.2		
	158.039	5.72	11522	4.4	6.87	11522	5.3		
	178.072	5.06	11477	3.9	6.07	11477	4.7		
	193.754	4.67	11522	3.6	5.60	11522	4.3		
	218.315	4.13	11477	3.2	4.95	11477	3.9		
	237.467	3.79	11454	3.0	4.54	11454	3.5		
	267.568	3.38	11520	2.6	4.06	11520	3.1		
	321.729	2.79	11454	2.2	3.35	11454	2.6		
	362.512	2.49	11520	1.9	2.99	11520	2.3		
	390.671	2.30	11454	1.8	2.76	11454	2.2		
	440.193	2.05	11520	1.6	2.47	11520	1.9		
	513.121	1.76	11488	1.4	2.11	11488	1.6		
	578.164	1.58	11639	1.2	1.90	11639	1.5		
622.742	1.45	11488	1.1	1.74	11488	1.4			
701.681	1.30	11639	1.0	1.56	11639	1.2			
805.901	1.12	11488	0.9	1.34	11488	1.0			
908.058	1.01	11639	0.8	1.21	11639	0.9			
978.071	0.92	11488	0.7	1.11	11488	0.9			
1102.052	0.83	11639	0.6	0.99	11639	0.8			
GKS14 - 4W □□□ 1G		<b><math>n_1 = 1400 \text{ rpm}</math></b>			<b><math>n_1 = 1680 \text{ rpm}</math></b>				
	97.467	8.07	10019	7.2	9.68	10019	8.6		
	109.822	7.82	10937	6.4	9.38	10937	7.7		
	119.493	7.09	10787	5.9	8.50	10787	7.0		
	134.640	6.57	11261	5.2	7.88	11261	6.2		
	158.039	5.72	11522	4.4	6.87	11522	5.3		
	178.072	5.06	11477	3.9	6.07	11477	4.7		
193.754	4.67	11522	3.6	5.60	11522	4.3			

For dimensions, see page 6-122 onwards.

# Helical-bevel gearbox selection table

## Gearbox with free input shaft

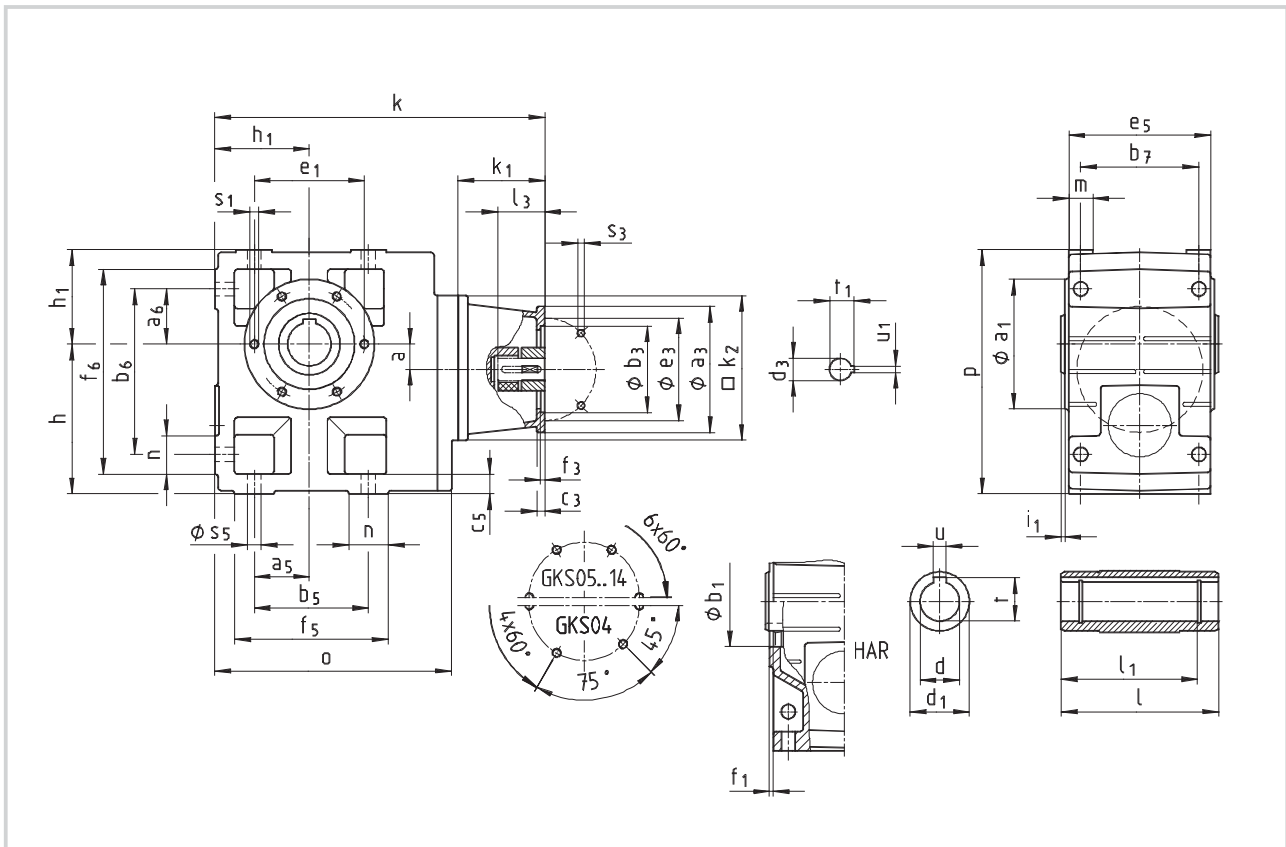


$M_2 \text{ perm} \leq 11639 \text{ Nm}$		GKS14-4W □□□							
Gearbox with free input shaft	i	50 Hz			60 Hz			50 Hz	60 Hz
		$P_{1 \text{ perm}}$	$M_2 \text{ perm}$	$n_2$	$P_{1 \text{ perm}}$	$M_2 \text{ perm}$	$n_2$	Consultation required for mounting position	
		[kW]	[Nm]	[rpm]	[kW]	[Nm]	[rpm]		
		<b><math>n_1 = 700 \text{ rpm}</math></b>			<b><math>n_1 = 840 \text{ rpm}</math></b>				
GKS14 - 4W □□□ 1G	218.315	4.13	11477	3.2	4.95	11477	3.9		
	237.467	3.79	11454	3.0	4.54	11454	3.5		
	267.568	3.38	11520	2.6	4.06	11520	3.1		
	321.729	2.79	11454	2.2	3.35	11454	2.6		
	362.512	2.49	11520	1.9	2.99	11520	2.3		
	390.671	2.30	11454	1.8	2.76	11454	2.2		
	440.193	2.05	11520	1.6	2.47	11520	1.9		
	513.121	1.76	11488	1.4	2.11	11488	1.6		
	578.164	1.58	11639	1.2	1.90	11639	1.5		
	622.742	1.45	11488	1.1	1.74	11488	1.4		
701.681	1.30	11639	1.0	1.56	11639	1.2			
GKS14 - 4W □□□ 1H	97.467	8.07	10019	7.2	9.68	10019	8.6		
	109.822	7.82	10937	6.4	9.38	10937	7.7		
	119.493	7.09	10787	5.9	8.50	10787	7.0		
	134.640	6.57	11261	5.2	7.88	11261	6.2		
	158.039	5.72	11522	4.4	6.87	11522	5.3		
	178.072	5.06	11477	3.9	6.07	11477	4.7		
	193.754	4.67	11522	3.6	5.60	11522	4.3		
	218.315	4.13	11477	3.2	4.95	11477	3.9		
	237.467	3.79	11454	3.0	4.54	11454	3.5		
	267.568	3.38	11520	2.6	4.06	11520	3.1		

For dimensions, see page 6-122 onwards.

# Helical-bevel gearbox dimensions

Gearbox with mounting flange for IEC standard motors



Gearbox <b>GKS00-3N HOR</b>		Drive size											
		1A	1B	2B	1C	2C	3C	4C	6C	7C	1D	2D	
		corresponds to IEC motor											
		63	71	63	80	71	71	71	63	80	90	80	
Housing	k <sub>1</sub>	75	77	75		91					115		
	k <sub>2</sub>	120	145	120		145					180		
Flange	a <sub>3</sub>	90	105	90	160	160	105	120	160	120	160		
	b <sub>3</sub> H8	60	70	60	110	110	70	80	110	80	110		
	c <sub>3</sub>	7	8	7	10	10	8	8	10	8	10		
	e <sub>3</sub>	75	85	75	130	130	85	100	130	100	130		
	f <sub>3</sub>	3	3	3	4	4	3	3.5	4	3.5	4		
	s <sub>3</sub> 4 x	5.5	6.6	5.5	9	9	6.6	6.6	9	6.6	9		
Required motor shafts	d <sub>3</sub>	11	14	11	19	14	14	14	11	19	24	19	
	l <sub>3</sub> min	23	30	23		25				23	25	50	40
		max.	23	30	23		40				40	40	50
	u <sub>1</sub>	4	5	4	6	5	5	5	4	6	8	6	
t <sub>1</sub>	12.5	16	12.5	21.5	16	16	16	16	12.5	21.5	27	21.5	
Gearbox size		Overall length k											
04		287	294	287		308					342		
05			314			328					362		
06			370			384					418		
07						440					474		
09											545		



# Helical-bevel gearbox dimensions

## Gearbox with mounting flange for IEC standard motors



Gearbox <b>GKS00-3N HOR</b>		Drive size															
		1E	2E	3E	4E	1F	2F	3F	1G	2G	3G	1H	2H	3H	1K	2K	
		corresponds to IEC motor															
		100 112	90	80	90	100 112	90	90	132	100 112	132	160	180	132	200	225	
Housing	k <sub>1</sub>	110		130		139		159		180		214		244		274	
	k <sub>2</sub>	180		180		180		180		265		300		300		300	
Flange	a <sub>3</sub>	160		188		160		188		300		250		350		450	
	b <sub>3</sub> H8	110		130		110		130		230		180		250		350	
	c <sub>3</sub>	10		20		10		20		18		35		20		20	
	e <sub>3</sub>	130		165		130		165		265		215		215		300	
	f <sub>3</sub>	4		4		4		4		4.5		6		6		4.5	
	s <sub>3</sub> 4 x	9		M10		9		M10		13.5		17.5		17.5		13.5	
	s <sub>3</sub> 8 x															17.5	
Required motor shafts	d <sub>3</sub>	28	24	19	24	28	24	24	38	28	38	42	48	38	55	60	
	l <sub>3</sub>	min		30		50		30		50		80		60		80	
		max.		60		50		60		50		80		60		80	
	u <sub>1</sub>	8	8	6	8	8	8	8	10	8	10	12	14	10	16	18	
t <sub>1</sub>	31	27	21.5	27	31	27	27	41	31	41	45	51.5	41	59	64		
Gearbox size	Overall length k																
	05	357		377													
	06	413		433		442		462									
	07	469		489		498		518		553		533		553		591	
	09	540		560		569		589		624		604		624		662	
	11	631		651		660		680		715		695		715		753	
	14									814		794		814		852	
	14															882	

Gearbox size	Gearbox					
	o	l*	p*	h*	h <sub>1</sub>	a
04	203	115	171	100	71	20
05	232	140	205	125	80	23
06	291	160	250	150	100	28
07	354	200	310	190	120	34
09	429	240	386	236	150	41
11	527	290	485	300	185	54
14	636	350	605	375	230	67

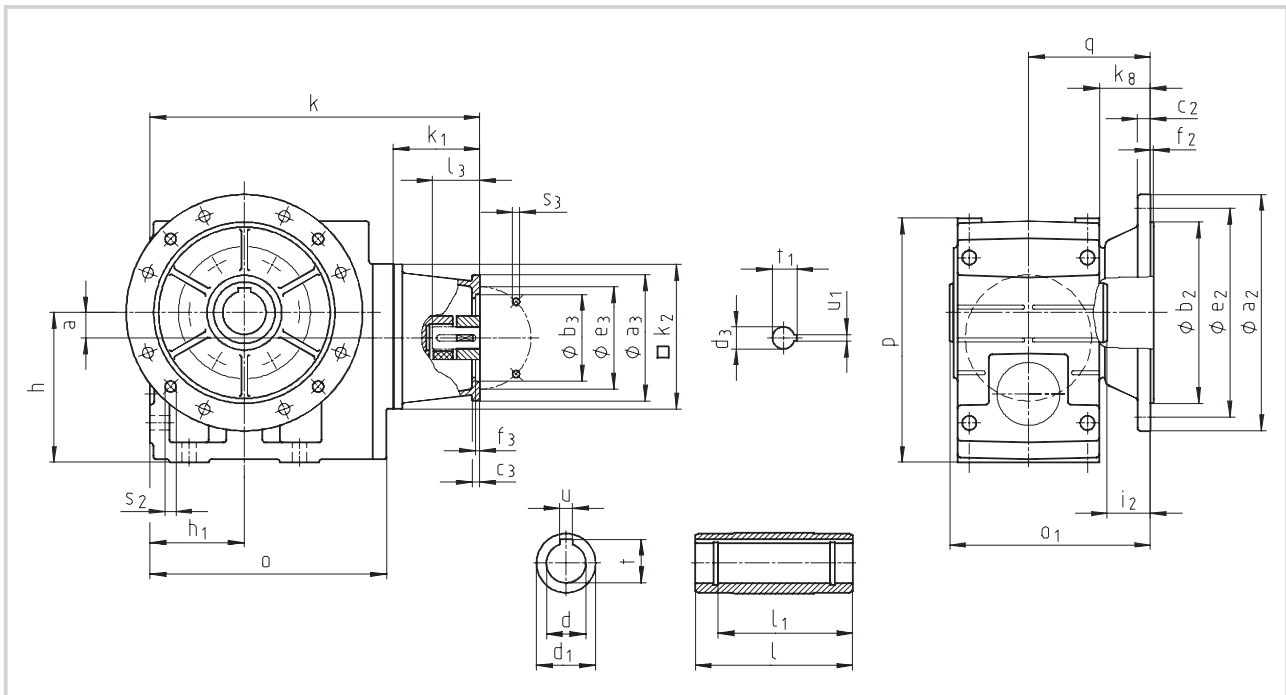
Gearbox size	Foot											
	a <sub>5</sub>	a <sub>6</sub>	b <sub>5</sub>	b <sub>6</sub>	b <sub>7</sub>	c <sub>5</sub>	e <sub>5</sub>	f <sub>5</sub>	f <sub>6</sub>	n	m	s <sub>5</sub>
04	45	45	110	119	85	14	105	132	141	22	21	9
05	47.5	47.5	115	140	105	17	127	144	169	29	21	11
06	60	60	155	170	120	20	145	191	206	36	23	14
07	70	70	190	210	150	25	180	235	255	45	28	18
09	90	90	240	266	185	30	222	300	326	60	37	22
11	105	105	290	325	225	40	270	363	398	73	43	26
14	135	135	360	415	275	50	328	442	497	82	52	33

Gearbox size	Hollow shaft						Threaded pitch circle					
	d H7	l	d <sub>1</sub>	l <sub>1</sub>	u JS9	t +0.2	a <sub>1</sub>	b <sub>1</sub> H7	e <sub>1</sub>	f <sub>1</sub>	i <sub>1</sub>	s <sub>1</sub>
04	25 30	115	45	100	8 8	28.3 33.3	105	75	90	3	2.5	M6x12
05	30 35	140	50	124	8 10	33.3 38.3	118	80	100	4	4	M8x15
06	40 45	160	65	140	12 14	43.3 48.8	140	100	120	4	5	M10x16
07	50 55	200	75	175	14 16	53.8 59.3	165	115	140	5	5	M12x18
09	60 70	240	95	210	18 20	64.4 74.9	205	145	175	6	5	M16x24
11	70 80	290	105	250	20 22	74.9 85.4	240	140	205	6	6	M20x32
14	100	350	135	305	28	106.4	290	170	250	6	7	M24x35

\* Observe dimension k<sub>2</sub>. With gearbox size 04 and drive size 1D/2D, dimension k<sub>2</sub>/2 > ha

# Helical-bevel gearbox dimensions


Gearbox with mounting flange for IEC standard motors



Gearbox <b>GKS□□-3N HAK</b>		Drive size											
		1A	1B	2B	1C	2C	3C	4C	6C	7C	1D	2D	
		corresponds to IEC motor											
		63	71	63	80	71	71	71	63	80	90	80	
Housing	$k_1$	75	77	75	91						115		
	$k_2$	120	145	120	145						180		
Flange	$a_3$	90	105	90	160	160	105	120	160	120	160		
	$b_3$ H8	60	70	60	110	110	70	80	110	80	110		
	$c_3$	7	8	7	10	10	8	8	10	8	10		
	$e_3$	75	85	75	130	130	85	100	130	100	130		
	$f_3$	3	3	4	4	3	3.5	4	3.5	4			
	$s_3$ 4 x	5.5	6.6	5.5	9	9	6.6	6.6	9	6.6	9		
Required motor shafts	$d_3$	11	14	11	19	14	14	14	11	19	24	19	
	$l_3$	min	23	30	23	25				23	25	50	40
		max.	23	30	23	40				40	40	50	50
	$u_1$	4	5	4	6	5	5	5	4	6	8	6	
$t_1$	12.5	16	12.5	21.5	16	16	16	12.5	21.5	27	21.5		
Gearbox size	Overall length $k$												
	04	287	294	287	308				342				
05				328				362					
06	370			384				418					
07				440				474					
09								545					

# Helical-bevel gearbox dimensions

## Gearbox with mounting flange for IEC standard motors



Gearbox <b>GKS□□-3N HAK</b>		Drive size														
		1E	2E	3E	4E	1F	2F	3F	1G	2G	3G	1H	2H	3H	1K	2K
		corresponds to IEC motor														
		100 112	90	80	90	100 112	90	90	132	100 112	132	160	180	132	200	225
Housing	k <sub>1</sub>	110			130	139		159	180	160	180	214	214	184	244	274
	k <sub>2</sub>	180			180	180		180	265			300			300	
Flange	a <sub>3</sub>	160			188	160		188	300	250	250	350	350	300	400	450
	b <sub>3</sub> H8	110			130	110		130	230	180	180	250	250	230	300	350
	c <sub>3</sub>	10			20	10		20	18	18	35	20	20	18	20	
	e <sub>3</sub>	130			165	130		165	265	215	215	300	300	265	350	400
	f <sub>3</sub>	4			4	4		4	4.5			6	6	4.5	6	
	s <sub>3</sub> 4 x 8 x	9			M10	9		M10	13.5			17.5	17.5	13.5	17.5	17.5
Required motor shafts	d <sub>3</sub>	28	24	19	24	28	24	24	38	28	38	42	48	38	55	60
	l <sub>3</sub> min max.	30			50	30		50	80	60	80	110	110	80	110	140
		60			50	60		50	80	60	80	110	110	80	110	140
	u <sub>1</sub>	8	8	6	8	8	8	8	10	8	10	12	14	10	16	18
t <sub>1</sub>	31	27	21.5	27	31	27	27	41	31	41	45	51.5	41	59	64	
Gearbox size	Overall length k															
05	357			377												
06	413			433	442		462									
07	469			489	498		518	553	533	553	591		561			
09	540			560	569		589	624	604	624	662	662	632	692		
11	631			651	660		680	715	695	715	753	753	723	783	813	
14								814	794	814	852	852	822	882	912	

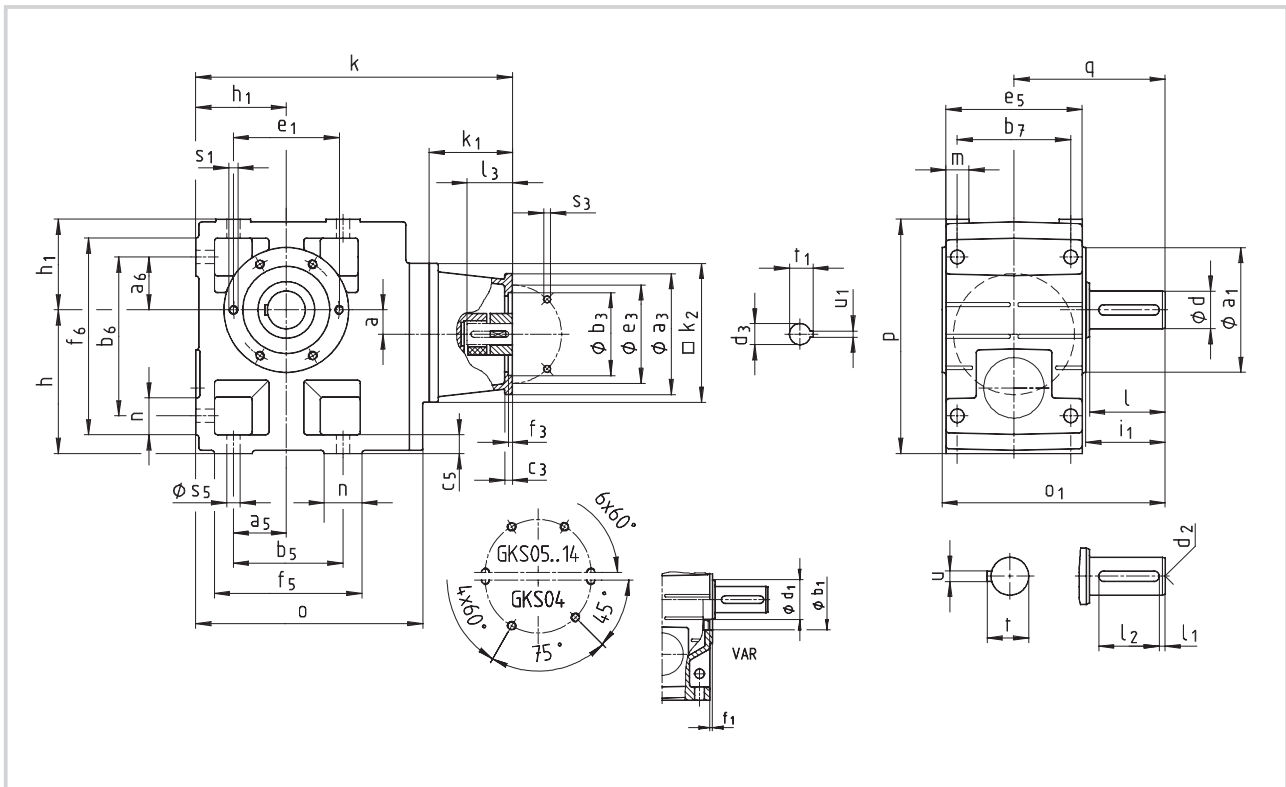
Gearbox size	Gearbox								
	o	o <sub>1</sub> *	p*	h*	h <sub>1</sub>	a	k <sub>g</sub>	q	
04	203	148	171	100	71	20	38	90.5	
05	232	173	205	125	80	23	40	103	
06	291	201	250	150	100	28	49	121	
07	354	255	310	190	120	34	65	155	
09	429	300	386	236	150	41	69	180	
11	527	350	485	300	185	54	70	205	
14	636	410	605	375	230	67	71	235	

Gearbox size	Hollow shaft						Output flange						
	d H7	l	d <sub>1</sub>	l <sub>1</sub>	u JS9	t +0.2	a <sub>2</sub>	b <sub>2</sub> j7	c <sub>2</sub>	e <sub>2</sub>	f <sub>2</sub>	i <sub>2</sub>	s <sub>2</sub>
04	25 30	115	45	100	8 8	28.3 33.3	160	110	10	130	3.5	33	4 x 9
05	30 35	140	50	124	8 10	33.3 38.3	200	130	12	165	3.5	33	4 x 11
06	40 45	160	65	140	12 14	43.3 48.8	200 250	130 180	12 15	165 215	3.5 4	42 41	4 x 11 4 x 14
07	50 55	200	75	175	14 16	53.8 59.3	250 300	180 230	15 17	215 265	4	55	4 x 14
09	60 70	240	95	210	18 20	64.4 74.9	350	250	18	300	4	60	4 x 17.5
11	70 80	290	105	250	20 22	74.9 85.4	400 450	300 350	20 22	350 400	5	60	4 x 17.5 8 x 17.5
14	100	350	135	305	28	106.4	450	350	22	400	5	60	8 x 17.5

\* Observe dimension k<sub>2</sub>. With gearbox size 04 and drive size 1D/2D, dimension k<sub>2</sub>/2 > ha

# Helical-bevel gearbox dimensions


Gearbox with mounting flange for IEC standard motors



Gearbox <b>GKS00-3N VOR</b>		Drive size													
		1A	1B	2B	1C	2C	3C	4C	6C	7C	1D	2D			
		corresponds to IEC motor													
		63	71	63	80	71	71	71	63	80	90	80			
Housing	$k_1$	75	77	75	91						115				
	$k_2$	120	145	120	145						180				
Flange	$a_3$	90	105	90	160	160	105	120	160	120	160				
	$b_3$ H8	60	70	60	110	110	70	80	110	80	110				
	$c_3$	7	8	7	10	10	8	8	10	8	10				
	$e_3$	75	85	75	130	130	85	100	130	100	130				
	$f_3$	3	3		4	4	3	3.5	4	3.5	4				
	$s_3$ 4 x	5.5	6.6	5.5	9	9	6.6	6.6	9	6.6	9				
Required motor shafts	$d_3$	11	14	11	19	14	14	14	11	19	24	19			
	$l_3$	min	23	30	23	25						23	25	50	40
		max.	23	30	23	40						40	40	50	50
	$u_1$	4	5	4	6	5	5	5	4	6	8	6			
	$t_1$	12.5	16	12.5	21.5	16	16	16	12.5	21.5	27	21.5			
Gearbox size		Overall length k													
	04	287	294	287	308						342				
	05		314		328						362				
	06		370		384						418				
	07				440						474				
	09										545				

# Helical-bevel gearbox dimensions

Gearbox with mounting flange for IEC standard motors



Gearbox <b>GKS00-3N VDR</b>		Drive size															
		1E	2E	3E	4E	1F	2F	3F	1G	2G	3G	1H	2H	3H	1K	2K	
		corresponds to IEC motor															
		100 112	90	80	90	100 112	90	90	132	100 112	132	160	180	132	200	225	
Housing	k <sub>1</sub>	110		130		139		159		180		214		244		274	
	k <sub>2</sub>	180		180		180		180		265		300		300		300	
Flange	a <sub>3</sub>	160		188		160		188		300		250		350		450	
	b <sub>3</sub> H8	110		130		110		130		230		180		250		350	
	c <sub>3</sub>	10		20		10		20		18		18		35		20	
	e <sub>3</sub>	130		165		130		165		265		215		215		300	
	f <sub>3</sub>	4		4		4		4		4.5		6		6		4.5	
	s <sub>3</sub> 4 x 8 x	9		M10		9		M10		13.5		17.5		17.5		13.5	
Required motor shafts	d <sub>3</sub>	28	24	19	24	28	24	24	38	28	38	42	48	38	55	60	
	l <sub>3</sub> min max.	30		50		30		50		80		60		80		110	
		60		50		60		50		80		60		80		110	
	u <sub>1</sub>	8	8	6	8	8	8	8	10	8	10	12	14	10	16	18	
t <sub>1</sub>	31	27	21.5	27	31	27	27	41	31	41	45	51.5	41	59	64		
Gearbox size	Overall length k																
	05	357		377													
	06	413		433		442		462									
	07	469		489		498		518		553		533		553		591	
	09	540		560		569		589		624		604		624		662	
	11	631		651		660		680		715		695		715		753	
	14									814		794		814		852	
	14											814		852		822	

Gearbox size	Gearbox						
	o	o <sub>1</sub> *	p*	h*	h <sub>1</sub>	a	q
04	203	163	171	100	71	20	107.5
05	232	197	205	125	80	23	130
06	291	236	250	150	100	28	160
07	354	296	310	190	120	34	200
09	429	356	386	236	150	41	240
11	527	445	485	300	185	54	305
14	636	544	605	375	230	67	375

Gearbox size	Foot											
	a <sub>5</sub>	a <sub>6</sub>	b <sub>5</sub>	b <sub>6</sub>	b <sub>7</sub>	c <sub>5</sub>	e <sub>5</sub>	f <sub>5</sub>	f <sub>6</sub>	n	m	s <sub>5</sub>
04	45	45	110	119	85	14	105	132	141	22	21	9
05	47.5	47.5	115	140	105	17	127	144	169	29	21	11
06	60	60	155	170	120	20	145	191	206	36	23	14
07	70	70	190	210	150	25	180	235	255	45	28	18
09	90	90	240	266	185	30	222	300	326	60	37	22
11	105	105	290	325	225	40	270	363	398	73	43	26
14	135	135	360	415	275	50	328	442	497	82	52	33

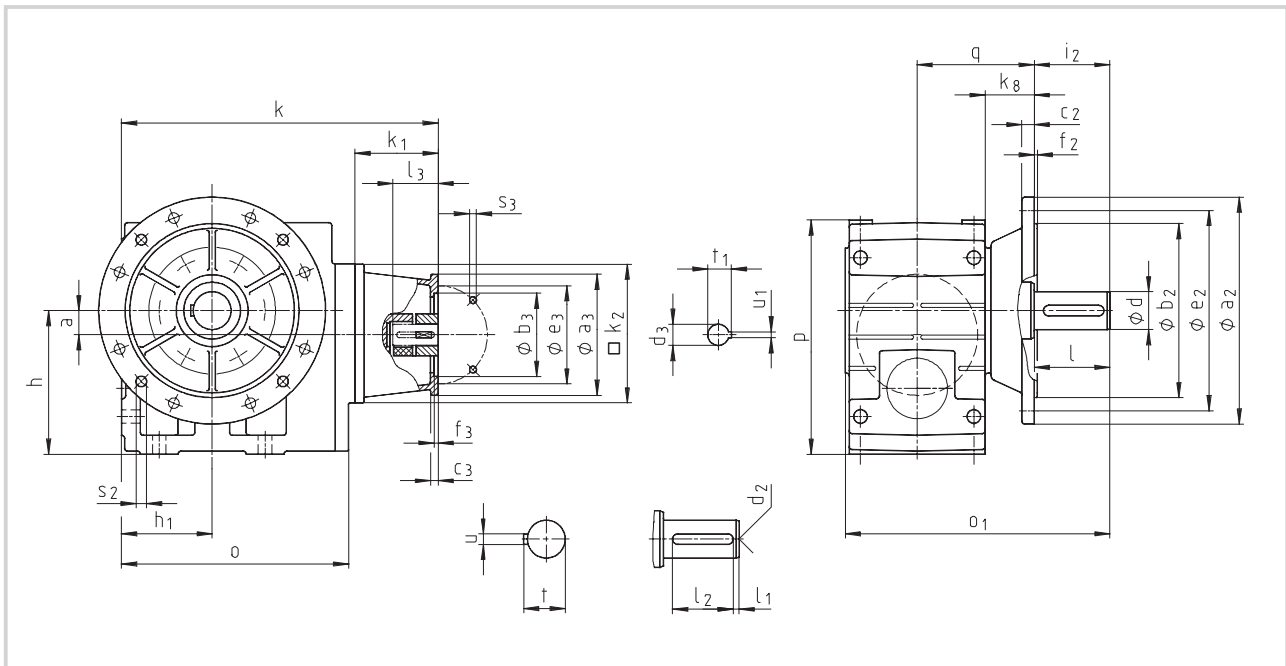
Gearbox size	Solid shaft								Threaded pitch circle					
	d	l	d <sub>1</sub>	l <sub>1</sub>	l <sub>2</sub>	d <sub>2</sub>	u	t	a <sub>1</sub>	b <sub>1</sub> H7	e <sub>1</sub>	f <sub>1</sub>	i <sub>1</sub>	s <sub>1</sub>
04	25	50	45	4	40	M10	8	28	105	75	90	3	52.5	M6x12
05	30	60	50	6	45	M10	8	33	118	80	100	4	64	M8x15
06	40	80	65	7	63	M16	12	43	140	100	120	4	85	M10x16
07	50	100	75	8	80	M16	14	53.5	165	115	140	5	105	M12x18
09	60	120	95	8	100	M20	18	64	205	145	175	6	125	M16x24
11	80	160	105	15	125	M20	22	85	240	140	205	6	166	M20x32
14	100	200	135	18	160	M24	28	106	290	170	250	6	207	M24x35

Dimensions in [mm] d ≤ 50 mm: k6  
d > 50 mm: m6

\* Observe dimension k<sub>2</sub>; with gearbox size 04 and drive size 1D/2D, dimension k<sub>2</sub>/2 > h-a.

# Helical-bevel gearbox dimensions


Gearbox with mounting flange for IEC standard motors



Gearbox <b>GKS□□-3N VAK</b>		Drive size										
		1A	1B	2B	1C	2C	3C	4C	6C	7C	1D	2D
		corresponds to IEC motor										
		63	71	63	80	71	71	71	63	80	90	80
Housing	k <sub>1</sub>	75	77	75	91						115	
	k <sub>2</sub>	120	145	120	145						180	
Flange	a <sub>3</sub>	90	105	90	160	160	105	120	160	120	160	
	b <sub>3</sub> H8	60	70	60	110	110	70	80	110	80	110	
	c <sub>3</sub>	7	8	7	10	10	8	8	10	8	10	
	e <sub>3</sub>	75	85	75	130	130	85	100	130	100	130	
	f <sub>3</sub>	3	3	3	4	4	3	3.5	4	3.5	4	
	s <sub>3</sub> 4 x	5.5	6.6	5.5	9	9	6.6	6.6	9	6.6	9	
Required motor shafts	d <sub>3</sub>	11	14	11	19	14	14	14	11	19	24	19
	l <sub>3</sub> min.	23	30	23	25				23	25	50	40
	l <sub>3</sub> max.	23	30	23	40				40	40	50	50
	u <sub>1</sub>	4	5	4	6	5	5	5	4	6	8	6
	t <sub>1</sub>	12.5	16	12.5	21.5	16	16	16	12.5	21.5	27	21.5
Gearbox size	Overall length k											
	04	287	294	287	308				342			
05		314		328				362				
06		370		384				418				
07				440				474				
09								545				

# Helical-bevel gearbox dimensions

## Gearbox with mounting flange for IEC standard motors



Gearbox <b>GKS□□-3N VAK</b>		Drive size														
		1E	2E	3E	4E	1F	2F	3F	1G	2G	3G	1H	2H	3H	1K	2K
		corresponds to IEC motor														
		100 112	90	80	90	100 112	90	90	132	100 112	132	160	180	132	200	225
Housing	k <sub>1</sub>	110			130	139		159	180	160	180	214	214	184	244	274
	k <sub>2</sub>	180			180	180		180	265			300			300	
Flange	a <sub>3</sub>	160			188	160		188	300	250	250	350	350	300	400	450
	b <sub>3</sub> H8	110			130	110		130	230	180	180	250	250	230	300	350
	c <sub>3</sub>	10			20	10		20	18	18	35	20	20	18	20	
	e <sub>3</sub>	130			165	130		165	265	215	215	300	300	265	350	400
	f <sub>3</sub>	4			4	4		4	4.5			6	6	4.5	6	
	s <sub>3</sub> 4 x 8 x	9			M10	9		M10	13.5			17.5	17.5	13.5	17.5	17.5
Required motor shafts	d <sub>3</sub>	28	24	19	24	28	24	24	38	28	38	42	48	38	55	60
	l <sub>3</sub> min max.	30			50	30		50	80	60	80	110	110	80	110	140
		60			50	60		50	80	60	80	110	110	80	110	140
	u <sub>1</sub>	8	8	6	8	8	8	8	10	8	10	12	14	10	16	18
t <sub>1</sub>	31	27	21.5	27	31	27	27	41	31	41	45	51.5	41	59	64	
Gearbox size	Overall length k															
05	357			377												
06	413			433	442		462									
07	469			489	498		518	553	533	553	591		561			
09	540			560	569		589	624	604	624	662	662	632	692		
11	631			651	660		680	715	695	715	753	753	723	783	813	
14								814	794	814	852	852	822	882	912	

Gearbox size	Gearbox								
	o	o <sub>1</sub> *	p*	h*	h <sub>1</sub>	a	k <sub>g</sub>	q	
04	203	196	171	100	71	20	38	90.5	
05	232	230	205	125	80	23	40	103	
06	291	277	250	150	100	28	49	121	
07	354	351	310	190	120	34	65	155	
09	429	416	386	236	150	41	69	180	
11	527	505	485	300	185	54	70	205	
14	636	604	605	375	230	67	71	235	

Gearbox size	Solid shaft							Output flange						
	d	l	l <sub>1</sub>	l <sub>2</sub>	d <sub>2</sub>	u	t	a <sub>2</sub>	b <sub>2</sub> j7	c <sub>2</sub>	e <sub>2</sub>	f <sub>2</sub>	i <sub>2</sub>	s <sub>2</sub>
04	25	50	4	40	M10	8	28	160	110	10	130	3.5	50	4 x 9
05	30	60	6	45	M10	8	33	200	130	12	165	3.5	60	4 x 11
06	40	80	7	63	M16	12	43	250	180	15	215	4	80	4 x 14
07	50	100	8	80	M16	14	53.5	250 300	180 230	15 17	215 265	4	100	4 x 14
09	60	120	8	100	M20	18	64	350	250	18	300	4	120	4 x 17.5
11	80	160	15	125	M20	22	85	400 450	300 350	20 22	350 400	5	160	4 x 17.5 8 x 17.5
14	100	200	18	160	M24	28	106	450	350	22	400	5	200	8 x 17.5

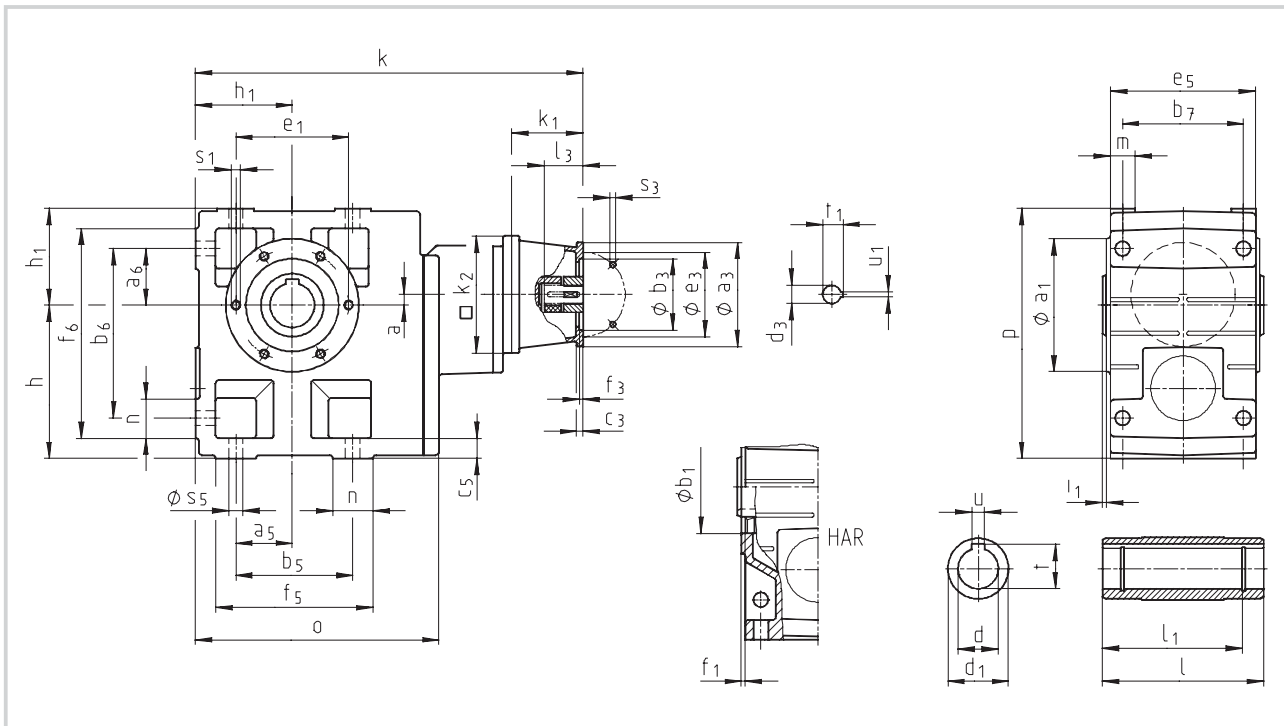
Dimensions in [mm]

d ≤ 50 mm: k6  
d > 50 mm: m6

\* Observe dimension k<sub>2</sub>; with gearbox size 04 and drive size 1D/2D, dimension k<sub>2</sub>/2 > h-a.

# Helical-bevel gearbox dimensions

Gearbox with mounting flange for IEC standard motors



Gearbox <b>GKS□□-4N HOR</b>		Drive size													
		1A	1B	2B	1C	2C	3C	4C	6C	7C	1D	2D			
		corresponds to IEC motor													
		63	71	63	80	71	71	71	63	80	90	80			
Housing	k <sub>1</sub>	75	77	75	91						115				
	k <sub>2</sub>	120	145	120	145						180				
Flange	a <sub>3</sub>	90	105	90	160	160	105	120	160	120	160				
	b <sub>3</sub> H8	60	70	60	110	110	70	80	110	80	110				
	c <sub>3</sub>	7	8	7	10	10	8	8	10	8	10				
	e <sub>3</sub>	75	85	75	130	130	85	100	130	100	130				
	f <sub>3</sub>	3	3		4	4	3	3.5	4	3.5	4				
	s <sub>3</sub> 4 x	5.5	6.6	5.5	9	9	6.6	6.6	9	6.6	9				
Required motor shafts	d <sub>3</sub>	11	14	11	19	14	14	14	11	19	24	19			
	l <sub>3</sub>	min	23	30	23	25						23	25	50	40
		max.	23	30	23	40						40	40	50	50
	u <sub>1</sub>	4	5	4	6	5	5	5	4	6	8	6			
t <sub>1</sub>	12.5	16	12.5	21.5	16	16	16	12.5	21.5	27	21.5				
Gearbox size	Overall length k														
	05	383	390	383	404										
06	456	463	456	477						511					
07		530		544						578					
09		619		633						667					
11				743						777					
14										910					



# Helical-bevel gearbox dimensions

## Gearbox with mounting flange for IEC standard motors



Gearbox <b>GKS00-4N HOR</b>		Drive size													
		1E	2E	3E	4E	1F	2F	3F	1G	2G	3G	1H	2H	3H	
		corresponds to IEC motor													
		100 112	90	80	90	100 112	90	90	132	100 112	132	160	180	132	
Housing	k <sub>1</sub>	110		130		139		159		180		214		184	
	k <sub>2</sub>	180		180		180		180		265		300			
Flange	a <sub>3</sub>	160		188		160		188		300		250		300	
	b <sub>3</sub> H8	110		130		110		130		230		180		230	
	c <sub>3</sub>	10		20		10		20		18		35		18	
	e <sub>3</sub>	130		165		130		165		265		215		265	
	f <sub>3</sub>	4		4		4		4		4.5		6		4.5	
	s <sub>3</sub> 4 x	9		M10		9		M10		13.5		17.5		13.5	
Required motor shafts	d <sub>3</sub>	28	24	19	24	28	24	24	38	28	38	42	48	38	
	l <sub>3</sub> min max.	30		50		30		50		80		110		80	
		60		50		60		50		80		110		80	
	u <sub>1</sub>	8	8	6	8	8	8	8	10	8	10	12	14	10	
t <sub>1</sub>	31	27	21.5	27	31	27	27	41	31	41	45	51.5	41		
Gearbox size	Overall length k														
	07	573		593											
	09	662		682		691		711							
	11	772		792		801		821		856		836		856	
	14	905		925		934		954		989		969		989	

Gearbox size	Gearbox					
	o	l*	p*	h	h <sub>1</sub>	a
05	226	140	205	125	80	13
06	288	160	250	150	100	8
07	351	200	310	190	120	11
09	426	240	386	236	150	15
11	523	290	485	300	185	16
14	632	350	605	375	230	22

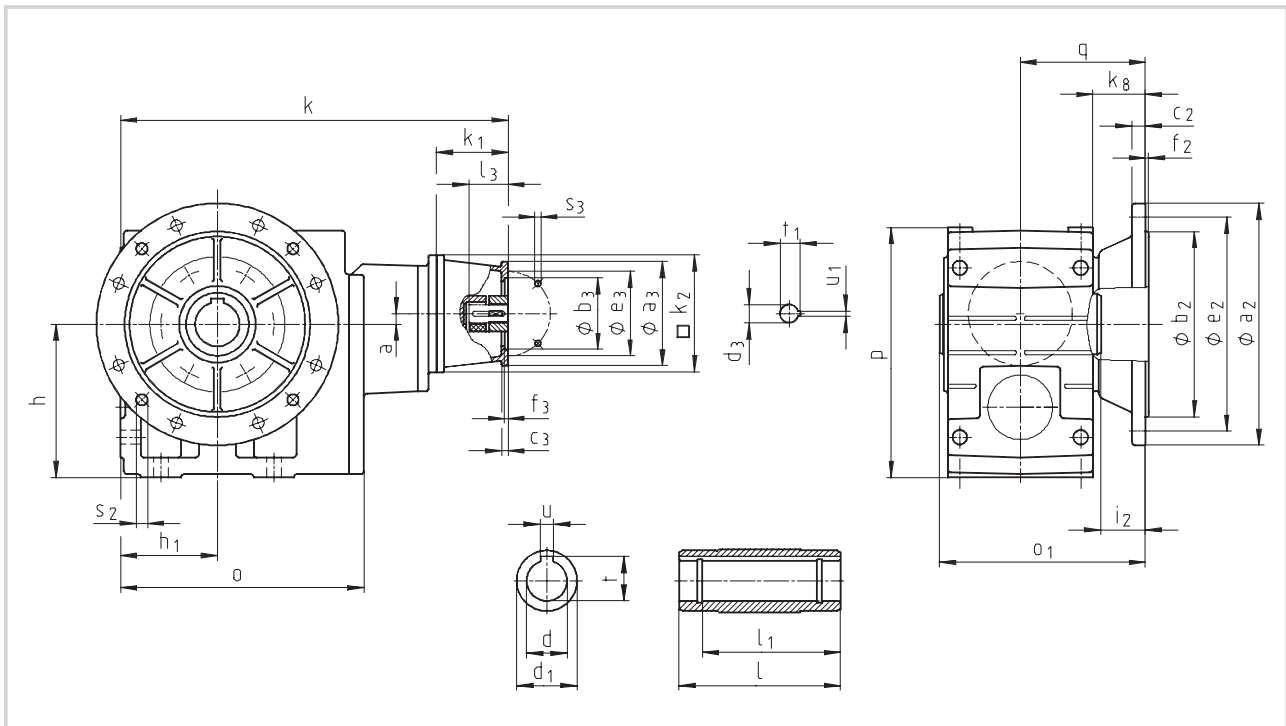
Gearbox size	Foot											
	a <sub>5</sub>	a <sub>6</sub>	b <sub>5</sub>	b <sub>6</sub>	b <sub>7</sub>	c <sub>5</sub>	e <sub>5</sub>	f <sub>5</sub>	f <sub>6</sub>	n	m	s <sub>5</sub>
05	47.5	47.5	115	140	105	17	127	144	169	29	21	11
06	60	60	155	170	120	20	145	191	206	36	23	14
07	70	70	190	210	150	25	180	235	255	45	28	18
09	90	90	240	266	185	30	222	300	326	60	37	22
11	105	105	290	325	225	40	270	363	398	73	43	26
14	135	135	360	415	275	50	328	442	497	82	52	33

Gearbox size	Hollow shaft						Threaded pitch circle					
	d H7	l	d <sub>1</sub>	l <sub>1</sub>	u J59	t +0.2	a <sub>1</sub>	b <sub>1</sub> H7	e <sub>1</sub>	f <sub>1</sub>	i <sub>1</sub>	s <sub>1</sub> 6x60°
05	30 35	140	50	124	8 10	33.3 38.3	118	80	100	4	4	M8x15
06	40 45	160	65	140	12 14	43.3 48.8	140	100	120	4	5	M10x16
07	50 55	200	75	175	14 16	53.8 59.3	165	115	140	5	5	M12x18
09	60 70	240	95	210	18 20	64.4 74.9	205	145	175	6	5	M16x24
11	70 80	290	105	250	20 22	74.9 85.4	240	140	205	6	6	M20x32
14	100	350	135	305	28	106.4	290	170	250	6	7	M24x35

Dimensions in [mm] \* Observe dimension k<sub>2</sub>.

# Helical-bevel gearbox dimensions

Gearbox with mounting flange for IEC standard motors



Gearbox <b>GKS□□-4N HAK</b>		Drive size													
		1A	1B	2B	1C	2C	3C	4C	6C	7C	1D	2D			
		corresponds to IEC motor													
		63	71	63	80	71	71	71	63	80	90	80			
Housing	k <sub>1</sub>	75	77	75	91						115				
	k <sub>2</sub>	120	145	120	145						180				
Flange	a <sub>3</sub>	90	105	90	160	160	105	120	160	120	160				
	b <sub>3</sub> H8	60	70	60	110	110	70	80	110	80	110				
	c <sub>3</sub>	7	8	7	10	10	8	8	10	8	10				
	e <sub>3</sub>	75	85	75	130	130	85	100	130	100	130				
	f <sub>3</sub>	3	3		4	4	3	3.5	4	3.5	4				
	s <sub>3</sub> 4 x	5.5	6.6	5.5	9	9	6.6	6.6	9	6.6	9				
Required motor shafts	d <sub>3</sub>	11	14	11	19	14	14	14	11	19	24	19			
	l <sub>3</sub>	min	23	30	23	25						23	25	50	40
		max.	23	30	23	40						40	40	50	50
	u <sub>1</sub>	4	5	4	6	5	5	5	4	6	8	6			
t <sub>1</sub>	12.5	16	12.5	21.5	16	16	16	12.5	21.5	27	21.5				
Gearbox size		Overall length													
		k													
	05	383	390	383	404										
	06	456	463	456	477						511				
	07		530		544						578				
	09		619		633						667				
	11				743						777				
	14										910				

# Helical-bevel gearbox dimensions

## Gearbox with mounting flange for IEC standard motors



Gearbox <b>GKS□□-4N HAK</b>		Drive size												
		1E	2E	3E	4E	1F	2F	3F	1G	2G	3G	1H	2H	3H
		corresponds to IEC motor												
		100 112	90	80	90	100 112	90	90	132	100 112	132	160	180	132
Housing	k <sub>1</sub>	110			130	139		159	180	160	180	214	214	184
	k <sub>2</sub>	180			180	180		180	265			300		
Flange	a <sub>3</sub>	160			188	160		188	300	250	250	350	350	300
	b <sub>3</sub> H8	110			130	110		130	230	180	180	250	250	230
	c <sub>3</sub>	10			20	10		20	18	18	35	20	20	18
	e <sub>3</sub>	130			165	130		165	265	215	215	300	300	265
	f <sub>3</sub>	4			4	4		4	4.5			6	6	4.5
	s <sub>3</sub> 4 x	9			M10	9		M10	13.5			17.5	17.5	13.5
Required motor shafts	d <sub>3</sub>	28	24	19	24	28	24	24	38	28	38	42	48	38
	l <sub>3</sub> min max.	30			50	30		50	80	60	80	110	110	80
		60			50	60		50	80	60	80	110	110	80
	u <sub>1</sub>	8	8	6	8	8	8	8	10	8	10	12	14	10
t <sub>1</sub>	31	27	21.5	27	31	27	27	41	31	41	45	51.5	41	
Gearbox size	Overall length k													
	07	573			593									
	09	662			682	691		711						
	11	772			792	801		821	856	836	856			
	14	905			925	934		954	989	969	989	1028	1028	998

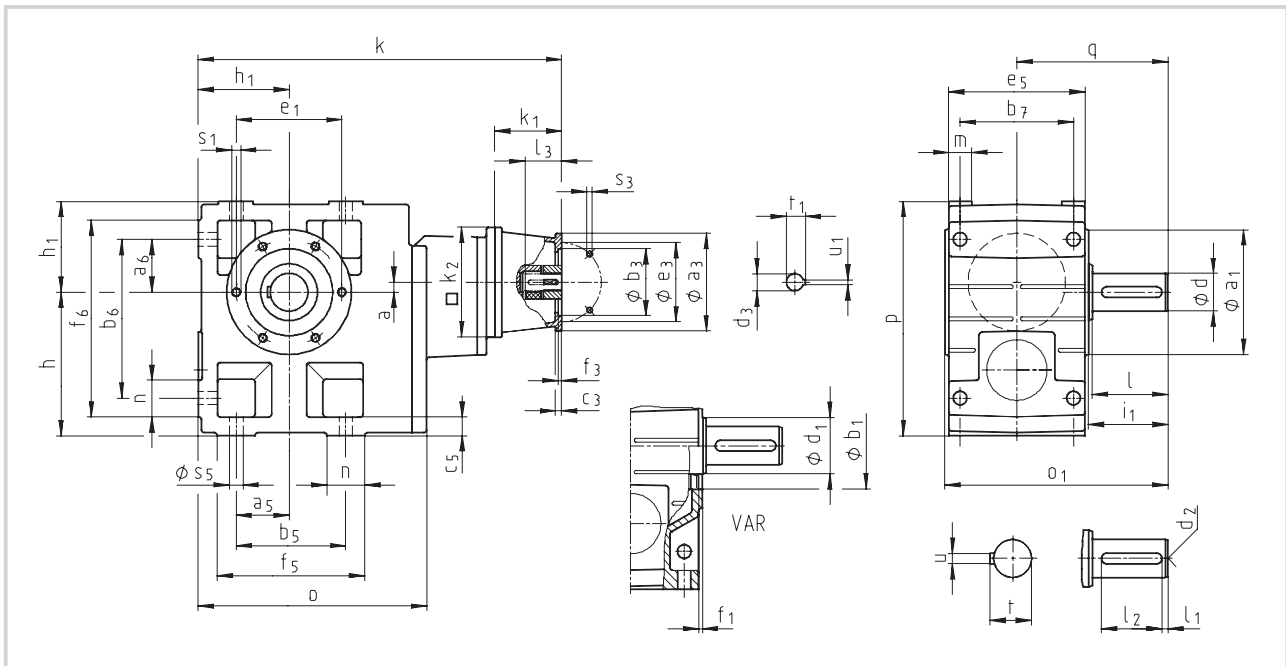
Gearbox size	Gearbox								
	o	o <sub>1</sub> *	p*	h	h <sub>1</sub>	a	k <sub>8</sub>	q	
05	226	173	205	125	80	13	40	103	
06	288	201	250	150	100	8	49	121	
07	351	255	310	190	120	11	65	155	
09	426	300	386	236	150	15	69	180	
11	523	350	485	300	185	16	70	205	
14	632	410	605	375	230	22	71	235	

Gearbox size	Hollow shaft						Output flange						
	d H7	l	d <sub>1</sub>	l <sub>1</sub>	u JS9	t +0.2	a <sub>2</sub>	b <sub>2</sub> j7	c <sub>2</sub>	e <sub>2</sub>	f <sub>2</sub>	i <sub>2</sub>	s <sub>2</sub>
05	30 35	140	50	124	8 10	33.3 38.3	200	130	12	165	3.5	33	4 x 11
06	40 45	160	65	140	12 14	43.3 48.8	200 250	130 180	12 15	165 215	3.5 4	42 41	4 x 11 4 x 14
07	50 55	200	75	175	14 16	53.8 59.3	250 300	180 230	15 17	215 265	4	55	4 x 14
09	60 70	240	95	210	18 20	64.4 74.9	350	250	18	300	4	60	4 x 17.5
11	70 80	290	105	250	20 22	74.9 85.4	400 450	300 350	20 22	350 400	5	60	4 x 17.5 8 x 17.5
14	100	350	135	305	28	106.4	450	350	22	400	5	60	8 x 17.5

Dimensions in [mm] \* Observe dimension k<sub>2</sub>.

# Helical-bevel gearbox dimensions

Gearbox with mounting flange for IEC standard motors



Gearbox <b>GKS□□-4N VDR</b>		Drive size										
		1A	1B	2B	1C	2C	3C	4C	6C	7C	1D	2D
		corresponds to IEC motor										
		63	71	63	80	71	71	71	63	80	90	80
Housing	k <sub>1</sub>	75	77	75	91						115	
	k <sub>2</sub>	120	145	120	145						180	
Flange	a <sub>3</sub>	90	105	90	160	160	105	120	160	120	160	
	b <sub>3</sub> H8	60	70	60	110	110	70	80	110	80	110	
	c <sub>3</sub>	7	8	7	10	10	8	8	10	8	10	
	e <sub>3</sub>	75	85	75	130	130	85	100	130	100	130	
	f <sub>3</sub>	3	3	3	4	4	3	3.5	4	3.5	4	
	s <sub>3</sub> 4 x	5.5	6.6	5.5	9	9	6.6	6.6	9	6.6	9	
Required motor shafts	d <sub>3</sub>	11	14	11	19	14	14	14	11	19	24	19
	l <sub>3</sub>	min	23	30	23	25			23	25	50	40
		max.	23	30	23	40			40	40	50	50
	u <sub>1</sub>	4	5	4	6	5	5	5	4	6	8	6
	t <sub>1</sub>	12.5	16	12.5	21.5	16	16	16	12.5	21.5	27	21.5
Gearbox size	Overall length											
	k											
05	383	390	383	404						511		
06	456	463	456	477						578		
07		530		633						777		
09		619		743						910		
11												
14												

# Helical-bevel gearbox dimensions

## Gearbox with mounting flange for IEC standard motors



Gearbox <b>GKS□□-4N VDR</b>		Drive size													
		1E	2E	3E	4E	1F	2F	3F	1G	2G	3G	1H	2H	3H	
		corresponds to IEC motor													
		100 112	90	80	90	100 112	90	90	132	100 112	132	160	180	132	
Housing	k <sub>1</sub>	110			130	139		159	180	160	180	214		184	
	k <sub>2</sub>	180			180	180		180	265						300
Flange	a <sub>3</sub>	160			188	160		188	300	250	250	350	350	300	
	b <sub>3</sub> H8	110			130	110		130	230	180	180	250	250	230	
	c <sub>3</sub>	10			20	10		20	18	18	35	20	20	18	
	e <sub>3</sub>	130			165	130		165	265	215	215	300	300	265	
	f <sub>3</sub>	4			4	4		4	4.5			6	6	4.5	
	s <sub>3</sub> 4 x	9			M10	9		M10	13.5			17.5	17.5	13.5	
	Required motor shafts	d <sub>3</sub>	28	24	19	24	28	24	24	38	28	38	42	48	38
l <sub>3</sub> min max.		30			50	30		50	80	60	80	110	110	80	
		60			50	60		50	80	60	80	110	110	80	
u <sub>1</sub>		8	8	6	8	8	8	8	10	8	10	12	14	10	
t <sub>1</sub>		31	27	21.5	27	31	27	27	41	31	41	45	51.5	41	
Gearbox size	Overall length k														
	07	573			593										
	09	662			682	691		711							
	11	772			792	801		821	856	836	856				
	14	905			925	934		954	989	969	989	1028	1028	998	

Gearbox size	o	o <sub>1</sub> *	p*	h	h <sub>1</sub>	a	q
05	226	197	205	125	80	13	130
06	288	236	250	150	100	8	160
07	351	296	310	190	120	11	200
09	426	356	386	236	150	15	240
11	523	445	485	300	185	16	305
14	632	544	605	375	230	22	375

Gearbox size	Foot											
	a <sub>5</sub>	a <sub>6</sub>	b <sub>5</sub>	b <sub>6</sub>	b <sub>7</sub>	c <sub>5</sub>	e <sub>5</sub>	f <sub>5</sub>	f <sub>6</sub>	n	m	s <sub>5</sub>
05	47.5	47.5	115	140	105	17	127	144	169	29	21	11
06	60	60	155	170	120	20	145	191	206	36	23	14
07	70	70	190	210	150	25	180	235	255	45	28	18
09	90	90	240	266	185	30	222	300	326	60	37	22
11	105	105	290	325	225	40	270	363	398	73	43	26
14	135	135	360	415	275	50	328	442	497	82	52	33

Gearbox size	Solid shaft								Threaded pitch circle					
	d	l	d <sub>1</sub>	l <sub>1</sub>	l <sub>2</sub>	d <sub>2</sub>	u	t	a <sub>1</sub>	b <sub>1</sub> h7	e <sub>1</sub>	f <sub>1</sub>	i <sub>1</sub>	s <sub>1</sub> 6x60°
05	30	60	50	6	45	M10	8	33	118	80	100	4	64	M8x15
06	40	80	65	7	63	M16	12	43	140	100	120	4	85	M10x16
07	50	100	75	8	80	M16	14	53.5	165	115	140	5	105	M12x18
09	60	120	95	8	100	M20	18	64	205	145	175	6	125	M16x24
11	80	160	105	15	125	M20	22	85	240	140	205	6	166	M20x32
14	100	200	135	18	160	M24	28	106	290	170	250	6	207	M24x35

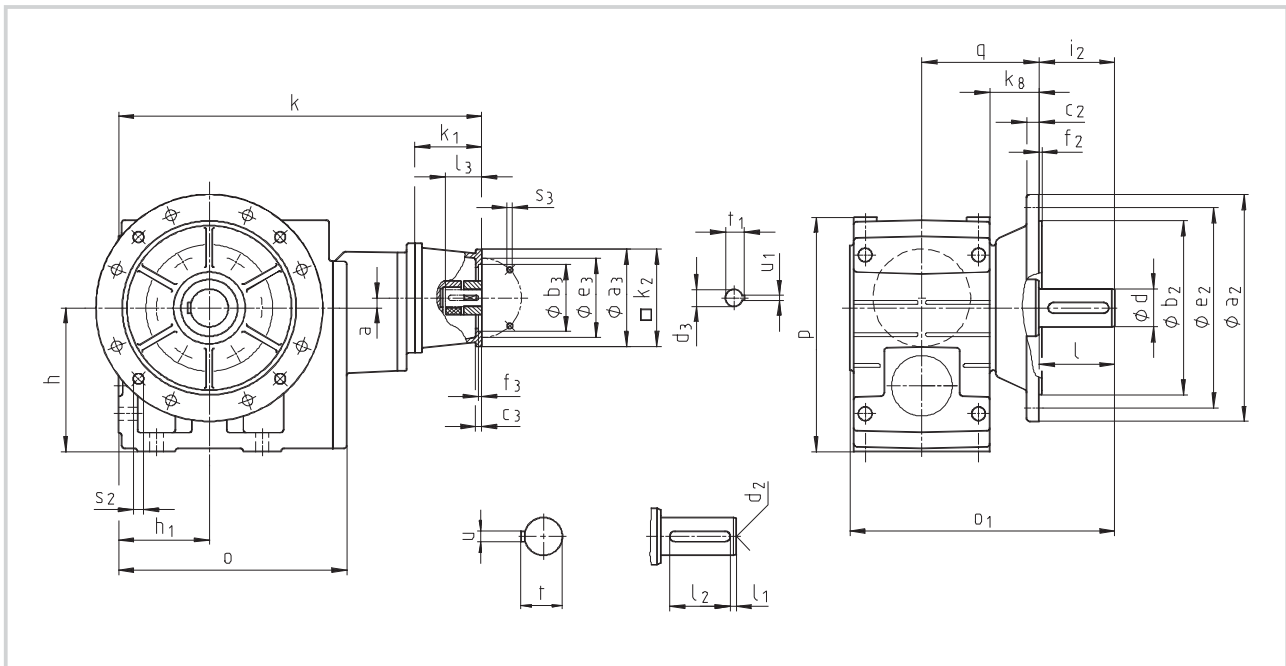
Dimensions in [mm]

d ≤ 50 mm: k6  
d > 50 mm: m6

\* Observe dimension k<sub>2</sub>.

# Helical-bevel gearbox dimensions

Gearbox with mounting flange for IEC standard motors



Gearbox <b>GKS□□-4N VAK</b>		Drive size										
		1A	1B	2B	1C	2C	3C	4C	6C	7C	1D	2D
		corresponds to IEC motor										
		63	71	63	80	71	71	71	63	80	90	80
Housing	k <sub>1</sub>	75	77	75	91						115	
	k <sub>2</sub>	120	145	120	145						180	
Flange	a <sub>3</sub>	90	105	90	160	160	105	120	160	120	160	
	b <sub>3</sub> H8	60	70	60	110	110	70	80	110	80	110	
	c <sub>3</sub>	7	8	7	10	10	8	8	10	8	10	
	e <sub>3</sub>	75	85	75	130	130	85	100	130	100	130	
	f <sub>3</sub>	3	3	3	4	4	3	3.5	4	3.5	4	
	s <sub>3</sub> 4 x	5.5	6.6	5.5	9	9	6.6	6.6	9	6.6	9	
Required motor shafts	d <sub>3</sub>	11	14	11	19	14	14	14	11	19	24	19
	l <sub>3</sub>	min	23	30	23	25			23	25	50	40
		max.	23	30	23	40			40	40	50	50
	u <sub>1</sub>	4	5	4	6	5	5	5	4	6	8	6
	t <sub>1</sub>	12.5	16	12.5	21.5	16	16	16	12.5	21.5	27	21.5
Gearbox size	Overall length k											
	05	383	390	383	404						511	
06	456	463	456	477						578		
07		530		633						777		
09		619		743						910		
11												
14												

# Helical-bevel gearbox dimensions

## Gearbox with mounting flange for IEC standard motors



Gearbox <b>GKS□□-4N VAK</b>		Drive size												
		1E	2E	3E	4E	1F	2F	3F	1G	2G	3G	1H	2H	3H
		corresponds to IEC motor												
		100 112	90	80	90	100 112	90	90	132	100 112	132	160	180	132
Housing	k <sub>1</sub>	110		130	139		159	180	160	180	214		214	184
	k <sub>2</sub>	180		180	180		180	265		300				
Flange	a <sub>3</sub>	160		188	160		188	300	250	250	350	350	300	
	b <sub>3</sub> H8	110		130	110		130	230	180	180	250	250	230	
	c <sub>3</sub>	10		20	10		20	18	18	35	20	20	18	
	e <sub>3</sub>	130		165	130		165	265	215	215	300	300	265	
	f <sub>3</sub>	4		4	4		4	4.5		6	6	4.5		
	s <sub>3</sub> 4 x	9		M10	9		M10	13.5		17.5	17.5	13.5		
Required motor shafts	d <sub>3</sub>	28	24	19	24	28	24	24	38	28	38	42	48	38
	l <sub>3</sub> min max.	30		50	30		50	80	60	80	110	110	80	
		60		50	60		50	80	60	80	110	110	80	
	u <sub>1</sub>	8	8	6	8	8	8	8	10	8	10	12	14	10
t <sub>1</sub>	31	27	21.5	27	31	27	27	41	31	41	45	51.5	41	
Gearbox size	Overall length k													
	07	573		593										
	09	662		682	691	711								
	11	772		792	801	821		856	836	856				
	14	905		925	934	954		989	969	989	1028	1028	998	

Gearbox size	Gearbox								
	o	o <sub>1</sub> *	p*	h	h <sub>1</sub>	a	k <sub>8</sub>	q	
05	226	230	205	125	80	13	40	103	
06	288	277	250	150	100	8	49	121	
07	351	351	310	190	120	11	65	155	
09	426	416	386	236	150	15	69	180	
11	523	505	485	300	185	16	70	205	
14	632	604	605	375	230	22	71	235	

Gearbox size	Solid shaft							Output flange						
	d	l	l <sub>1</sub>	l <sub>2</sub>	d <sub>2</sub>	u	t	a <sub>2</sub>	b <sub>2</sub> j7	c <sub>2</sub>	e <sub>2</sub>	f <sub>2</sub>	i <sub>2</sub>	s <sub>2</sub>
05	30	60	6	45	M10	8	33	200	130	12	165	3.5	60	4 x 11
06	40	80	7	63	M16	12	43	250	180	15	215	4	80	4 x 14
07	50	100	8	80	M16	14	53.5	250 300	180 230	15 17	215 265	4	100	4 x 14
09	60	120	8	100	M20	18	64	350	250	18	300	4	120	4 x 17.5
11	80	160	15	125	M20	22	85	400 450	300 350	20 22	350 400	5	160	4 x 17.5 8 x 17.5
14	100	200	18	160	M24	28	106	450	350	22	400	5	200	8 x 17.5

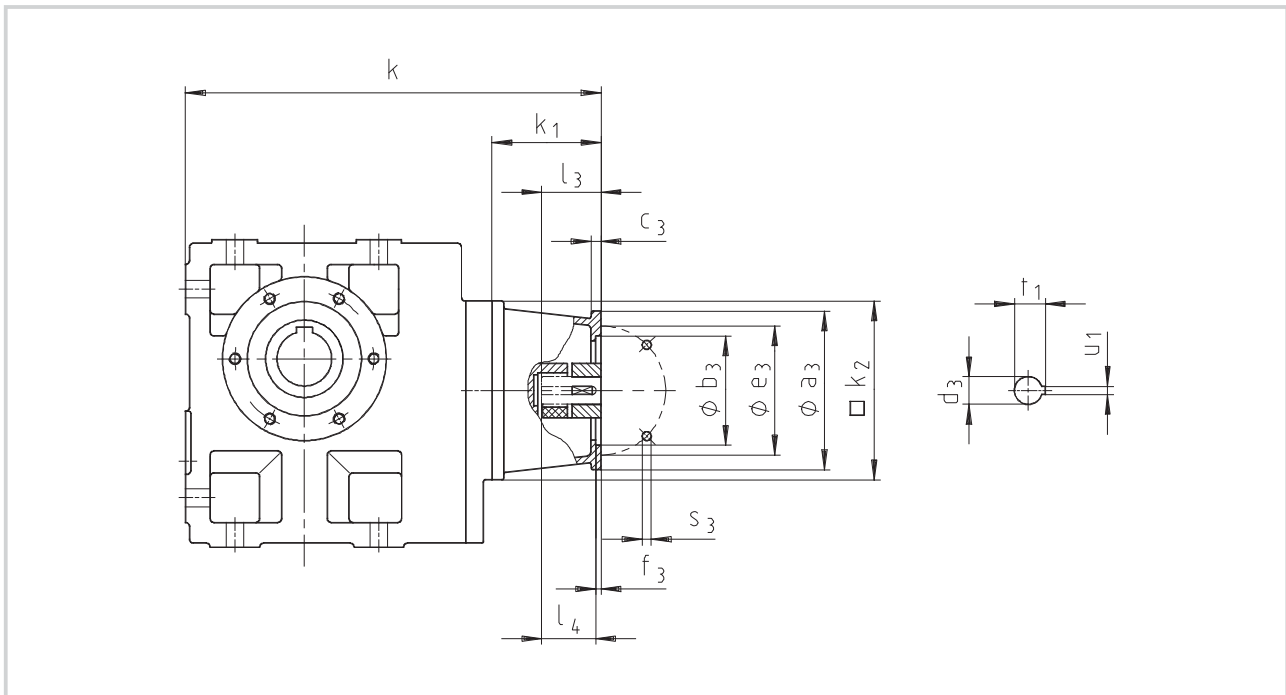
Dimensions in [mm]

d ≤ 50 mm: k6  
d > 50 mm: m6

\* Observe dimension k<sub>2</sub>.

# Helical-bevel gearbox dimensions

## Gearbox with mounting flange for NEMA motors



Gearbox <b>GKS□□-3N □□□</b>		Drive size						
		5B	5C	5D	5E	5G	5H	6H
		Corresponds to NEMA motor						
		56 C	56 C	143 TC 145 TC	182 TC 184 TC	213 TC 215 TC	254 TC 256 TC	284 TC 286 TC
Housing	k <sub>1</sub>	104	104	119	151	206	209	222
	k <sub>2</sub>	145	145	180	180	265	300	300
Flange	a <sub>3</sub>	170	170	170	230	300	300	300
	b <sub>3</sub>	114.3 <sup>+0.05</sup> <sub>0</sub>	114.3 <sup>+0.05</sup> <sub>+0</sub>	114.3 <sup>+0.05</sup> <sub>+0</sub>	215.9 <sup>+0.07</sup> <sub>+0</sub>	215.9 <sup>+0.07</sup> <sub>+0</sub>	215.9 <sup>+0.07</sup> <sub>+0</sub>	266.7 <sup>+0.07</sup> <sub>+0</sub>
	c <sub>3</sub>	12	12	12	18	44	43	56
	e <sub>3</sub>	149.2	149.2	149.2	184.2	184.2	184.2	228.6
	f <sub>3</sub>	5	5	4	4	4	4	4
	s <sub>3</sub>	10.5	10.5	10.5	14	14	14	14
	Required motor shafts	d <sub>3</sub>	15.875	15.875	22.225	28.575	34.925	41.275
l <sub>3</sub>		52.4	52.4	54.0				
l <sub>4</sub>					66.7	79.4	95.3	111.1
u <sub>1</sub>		4.763	4.763	4.763	6.350	7.938	9.525	12.700
	t <sub>1</sub>	18.009	18.009	24.384	31.496	38.608	45.466	53.086
Gearbox size	Overall length k							
	04	321	321	346				
05	341	341	366	398				
06	397	397	422	454				
07		453	478	510	578	586		
09			549	581	649	657	670	
11				672	740	748	761	
14					839	847	860	

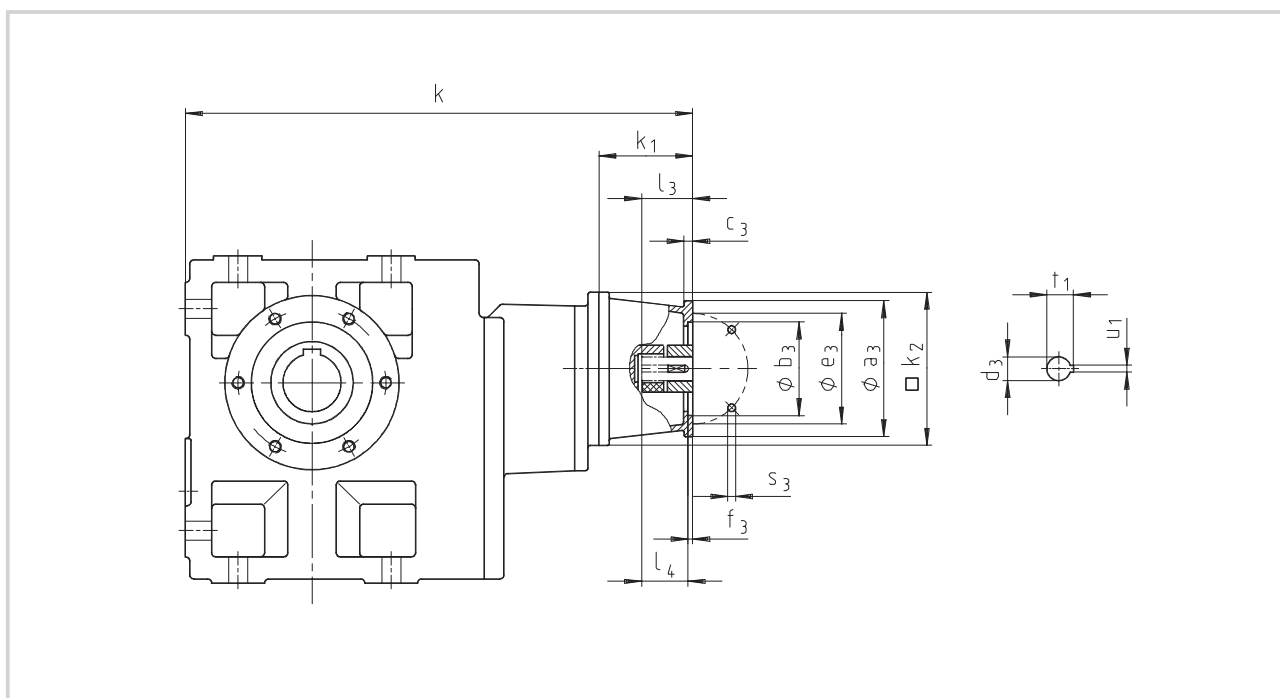
Dimensions in [mm]

For other dimensions, see Gearbox with mounting flange for IEC standard motors.



# Helical-bevel gearbox dimensions

## Gearbox with mounting flange for NEMA motors



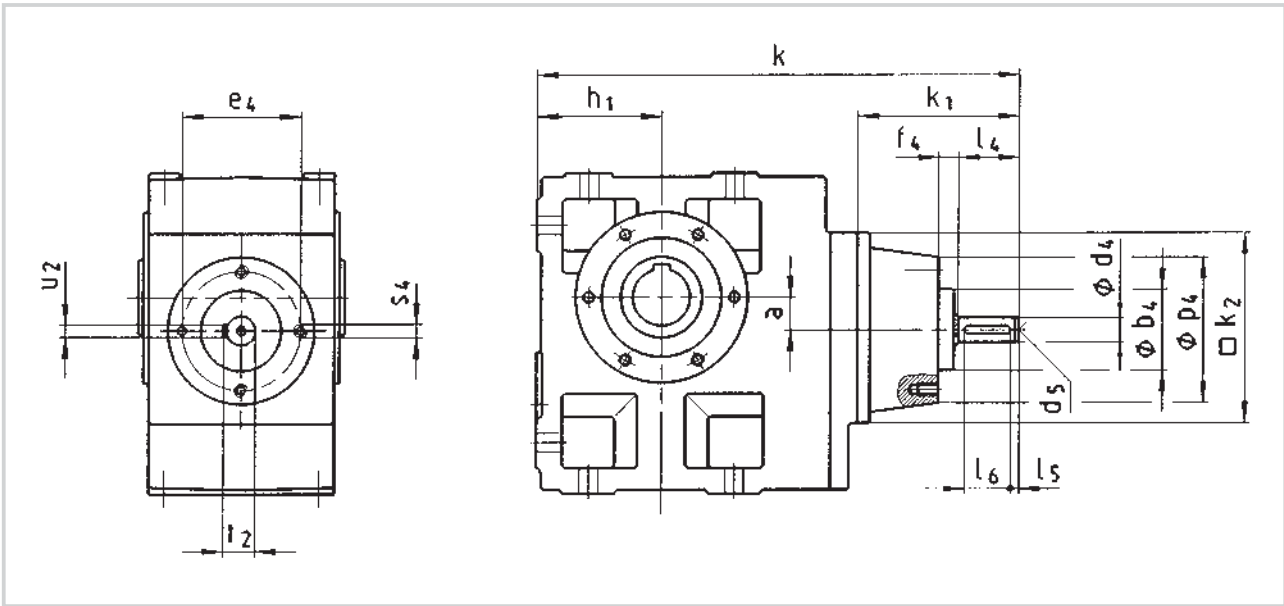
Gearbox <b>GKS□□-4N □□□</b>		Drive size						
		5B	5C	5D	5E	5G	5H	6H
		Corresponds to NEMA motor						
		56 C	56 C	143 TC 145 TC	182 TC 184 TC	213 TC 215 TC	254 TC 256 TC	284 TC 286 TC
Housing	k <sub>1</sub>	104	104	119	151	206	209	222
	k <sub>2</sub>	145	145	180	180	265	300	300
Flange	a <sub>3</sub>	170	170	170	230	300	300	300
	b <sub>3</sub>	114.3 <sup>+0.05</sup> <sub>0</sub>	114.3 <sup>+0.05</sup> <sub>+0</sub>	114.3 <sup>+0.05</sup> <sub>+0</sub>	215.9 <sup>+0.07</sup> <sub>+0</sub>	215.9 <sup>+0.07</sup> <sub>+0</sub>	215.9 <sup>+0.07</sup> <sub>+0</sub>	266.7 <sup>+0.07</sup> <sub>+0</sub>
	c <sub>3</sub>	12	12	12	18	44	43	56
	e <sub>3</sub>	149.2	149.2	149.2	184.2	184.2	184.2	228.6
	f <sub>3</sub>	5	5	4	4	4	4	4
	s <sub>3</sub>	10.5	10.5	10.5	14	14	14	14
	Required motor shafts	d <sub>3</sub>	15.875	15.875	22.225	28.575	34.925	41.275
l <sub>3</sub>		52.4	52.4	54.0				
l <sub>4</sub>					66.7	79.4	95.3	111.1
u <sub>1</sub>		4.763	4.763	4.763	6.350	7.938	9.525	12.700
t <sub>1</sub>		18.009	18.009	24.384	31.496	38.608	45.466	53.086
Gearbox size	Overall length k							
	05	417	417					
06	490	490	515					
07	557	557	582	614				
09	646	646	671	703				
11		756	781	813	882			
14			914	946	1015	1023	1036	

Dimensions in [mm]

For other dimensions, see Gearbox with mounting flange for IEC standard motors.

# Helical-bevel gearbox dimensions

## Gearbox with free input shaft



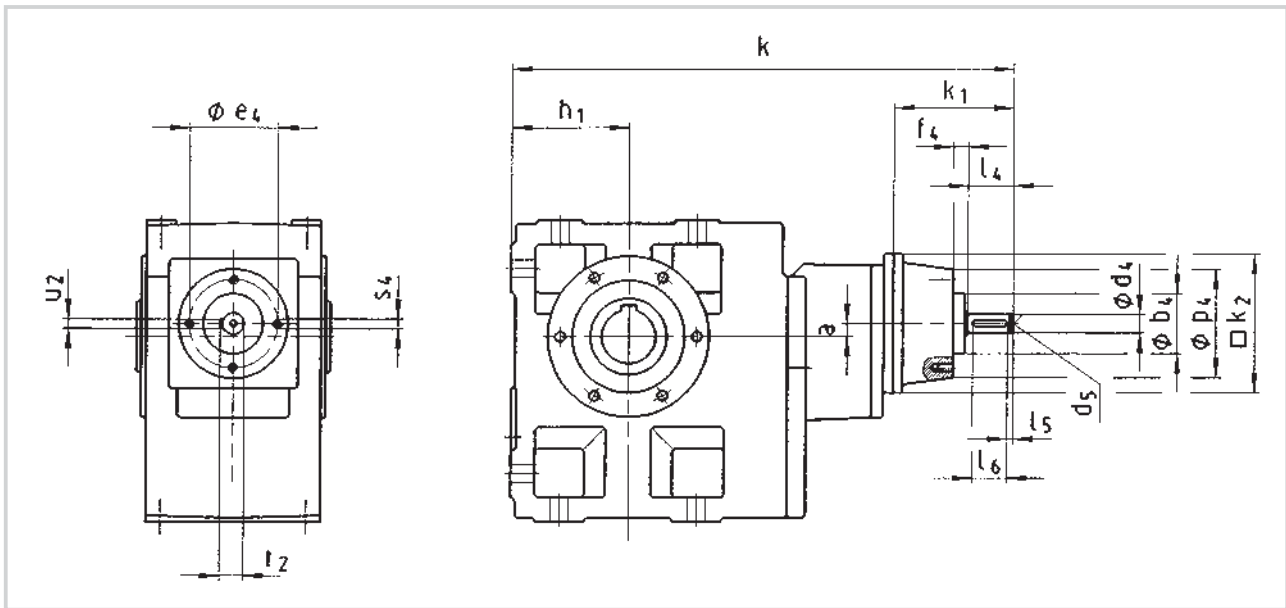
Gearbox		Drive size									
<b>GKS00-3W 000</b>		1A	1B	1C	1D	1E	1F	1G	1H	1K	
Housing	$k_1$	100	100	102	130	160	175	175	182	220	
	$k_2$	115	115	145	145	180	222	222	300	300	
	$p_4$	80	86	90	120	142	178	216	262	262	
	$b_4$ js8	52	52	52	65	78	98	125	155	155	
	$e_4$	67	67	67	90	115	145	175	210	210	
Threaded pitch circle with centring	$f_4$	12	12	12	12	22	23	23	23	32	
	$s_4$ 4 x 8 x	M6x12	M6x12	M6x12	M8x16	M10x20	M12x24	M16x30	M20x36	M20x36	
	Input shaft	$d_4$ k6	14	14	14	19	24	28	38	42	48
		$l_4$	35	35	40	50	60	80	100	110	110
		$l_5$	4.5	4.5	4	4	6	7	8	8	8
$l_6$		25	25	32	40	45	63	80	90	90	
$d_5$		M6	M6	M6	M6	M8	M10	M12	M16	M16	
$u_2$		5	5	5	6	8	8	10	12	14	
	$t_2$	16	16	16	21.5	27	31	41	45	51.5	
Gearbox size	Gearbox *		Overall length								
	$h_1$	a	k								
04	71	20	287	287	319						
05	80	23		314	339	367					
06	100	28			395	423	463	484			
07	120	34				479	519	540	540		
09	150	41					590	611	611	631	
11	185	54						702	702	722	
14	230	67							801	821	
										859	

Dimensions in [mm]

\* For further dimensions, see Dimensions - Helical-bevel geared motors.

# Helical-bevel gearbox dimensions

## Gearbox with free input shaft

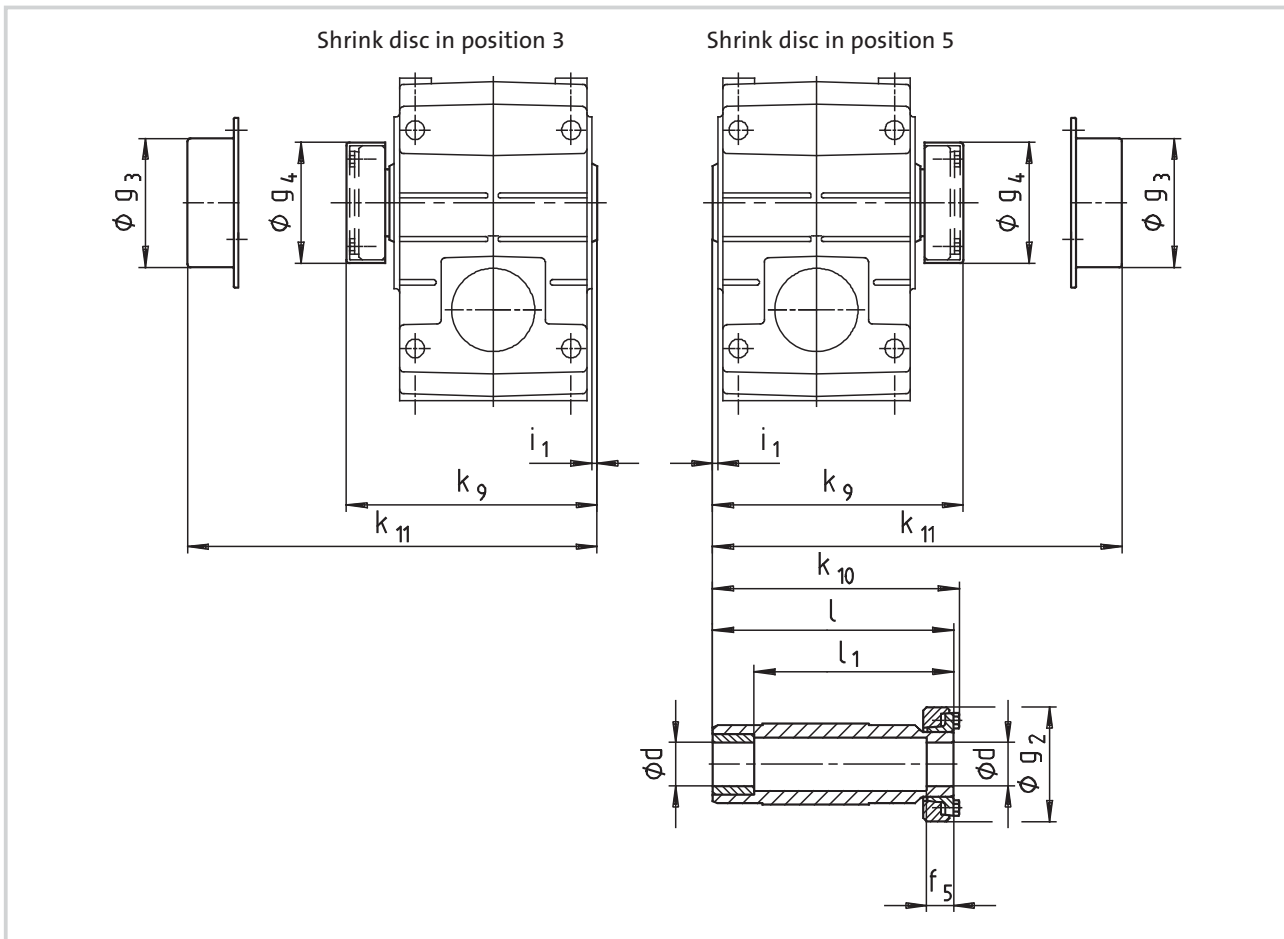


Gearbox		Drive size								
<b>GKS00-4W 000</b>		<b>1A</b>	<b>1B</b>	<b>1C</b>	<b>1D</b>	<b>1E</b>	<b>1F</b>	<b>1G</b>	<b>1H</b>	
Housing	$k_1$	100	100	102	130	160	175	175	182	
	$k_2$	115	115	145	145	180	222	222	300	
	$p_4$	80	86	90	120	142	178	216	262	
	$b_4$ js8	52	52	52	65	78	98	125	155	
	$e_4$	67	67	67	90	115	145	175	210	
Threaded pitch circle with centring	$f_4$	12	12	12	12	22	23	23	23	
	$s_4$ 4 x 8 x	M6x12	M6x12	M6x12	M8x16	M10x20	M12x24	M16x30	M20x36	
	Input shaft	$d_4$ k6	14	14	14	19	24	28	38	42
		$l_4$	35	35	40	50	60	80	100	110
		$l_5$	4.5	4.5	4	4	6	7	8	8
$l_6$		25	25	32	40	45	63	80	90	
$d_5$		M6	M6	M6	M6	M8	M10	M12	M16	
	$u_2$	5	5	5	6	8	8	10	12	
	$t_2$	16	16	16	21.5	27	31	41	45	
Gearbox size	Gearbox *		Overall length							
	$h_1$	$a$	$k$							
05	80	13	383	383	415					
06	100	8	456	456	488					
07	120	11		530	555	583				
09	150	15			644	672	712	733		
11	185	16				782	822	843	843	
14	230	22					955	976	976	

Dimensions in [mm]

\* For further dimensions, see Dimensions - Helical-bevel geared motors.

## Hollow shaft with shrink disc



Gearbox size	Machine shaft *)		Hollow shaft with shrink disc						Protective cap		Cover	
	d	Fit	i <sub>1</sub>	g <sub>2</sub>	k <sub>10</sub>	l	l <sub>1</sub>	f <sub>5</sub>	g <sub>4</sub>	k <sub>9</sub>	g <sub>3</sub>	k <sub>11</sub>
04	25	h6	2.5	72	147.5	142	122	26	76	149.5	79	154
	30											
05	35	h6	4	80	173.5	168	148	28	84	175.5	90	179
06	40	h6	5	90	199.5	194	164	30	94	201.5	100	204
07	50	h6	5	110	237.5	232	192	26	116	240.5	124	244
09	65	h6	5	141	285	278	228	30	147	288	159	287
11	80	h6	6	170	344	338	238	42	176	347	191	349
14	100	h6	7	215	415	407	307	55	221	418	253	421


Dimensions in [mm]

\* Ensure that the strength of the shaft material is adequate in shrink disc designs. When using typical steels (e.g. C45, 42CrMo4), the torques listed in the selection tables can be used without restriction.

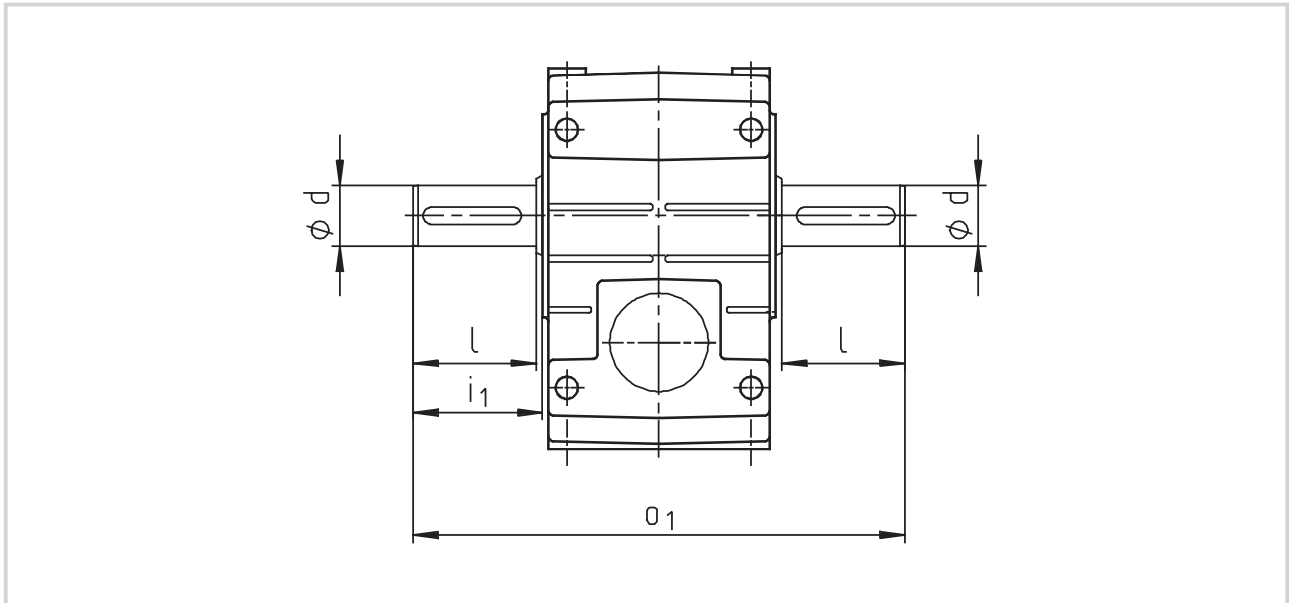
When using material that is considerably weaker, please consult us.

Medium surface roughness Rz must not exceed 15 µm (turning operation is sufficient).

Output flange and hollow shaft with shrink disc (output design SAK) are not possible in the same position. For other dimensions, see Gearboxes/geared motors with hollow shaft (output design H□□).



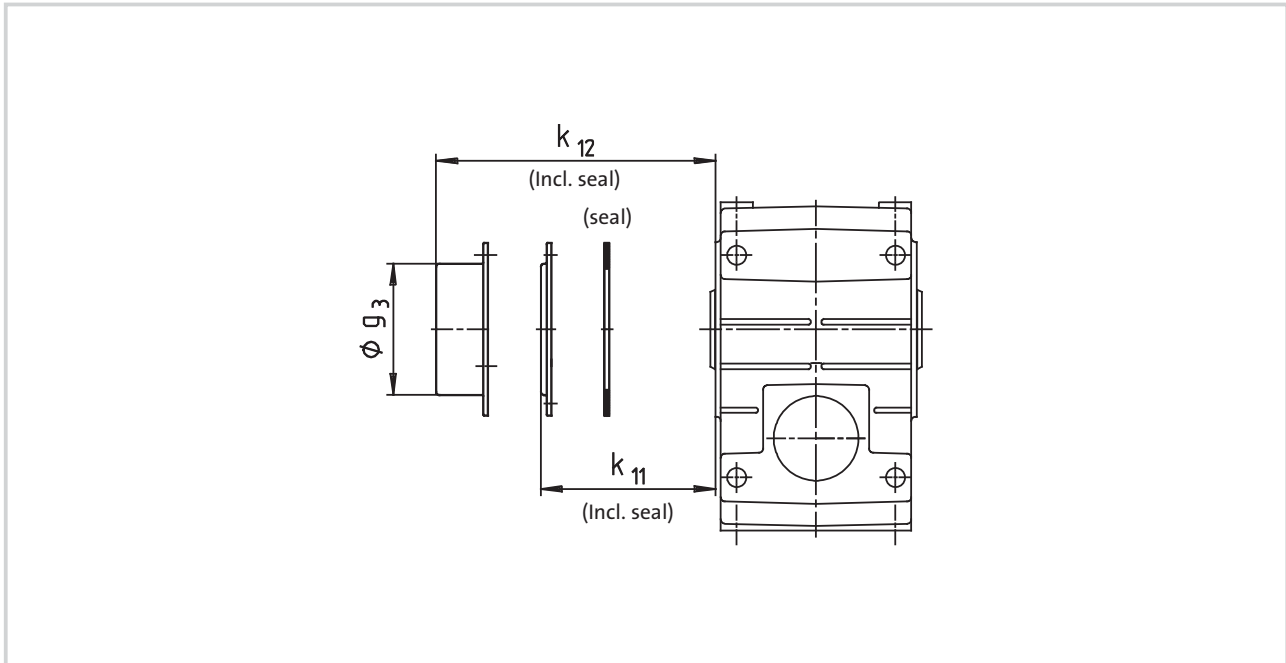
### Gearbox with 2nd output shaft end



Gearbox size	d	l	i <sub>1</sub>	o <sub>1</sub>
04	25	50	52.5	215
05	30	60	64	260
06	40	80	85	320
07	50	100	105	400
09	60	120	125	480
11	80	160	166	610
14	100	200	207	750

Dimensions in [mm]

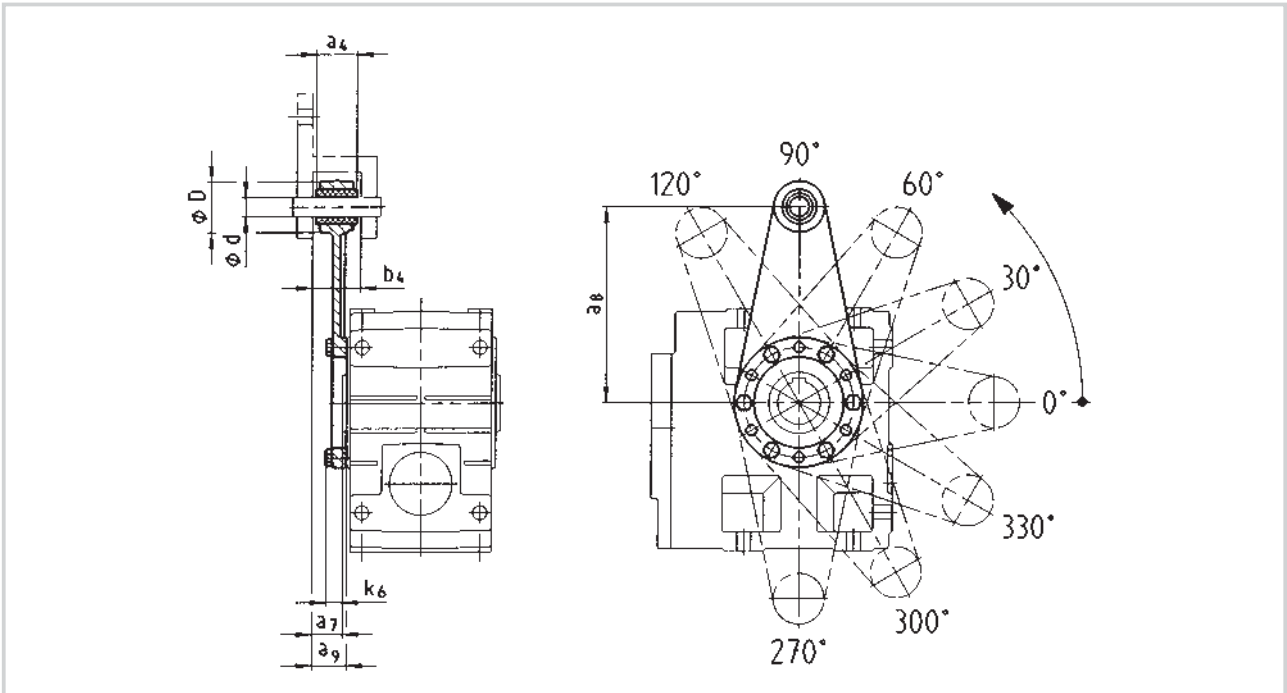
## Hoseproof hollow shaft cover



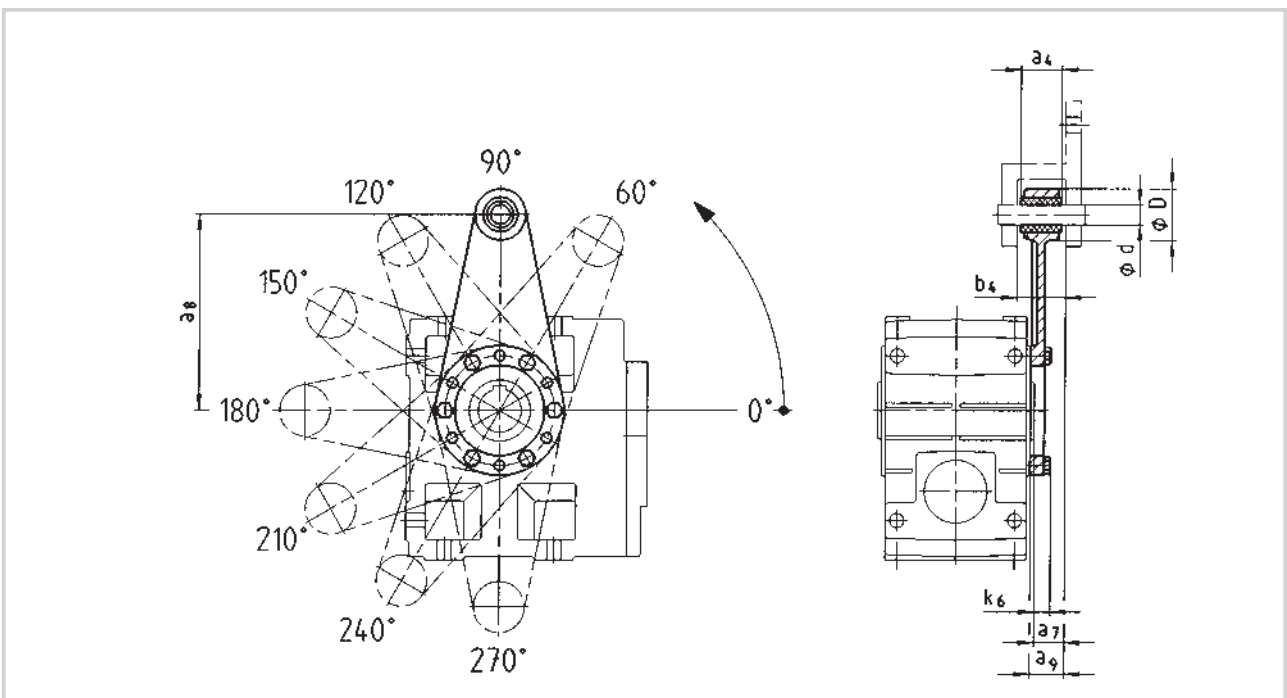
Gearbox size	Cover		$g_3$
	$k_{11}$	$k_{12}$	
04	9		
05	10		
06	11		
07	11		
09		54	159
11		67	191
14		80	253

Dimensions in [mm]

## Torque plate at threaded pitch circle, position 3



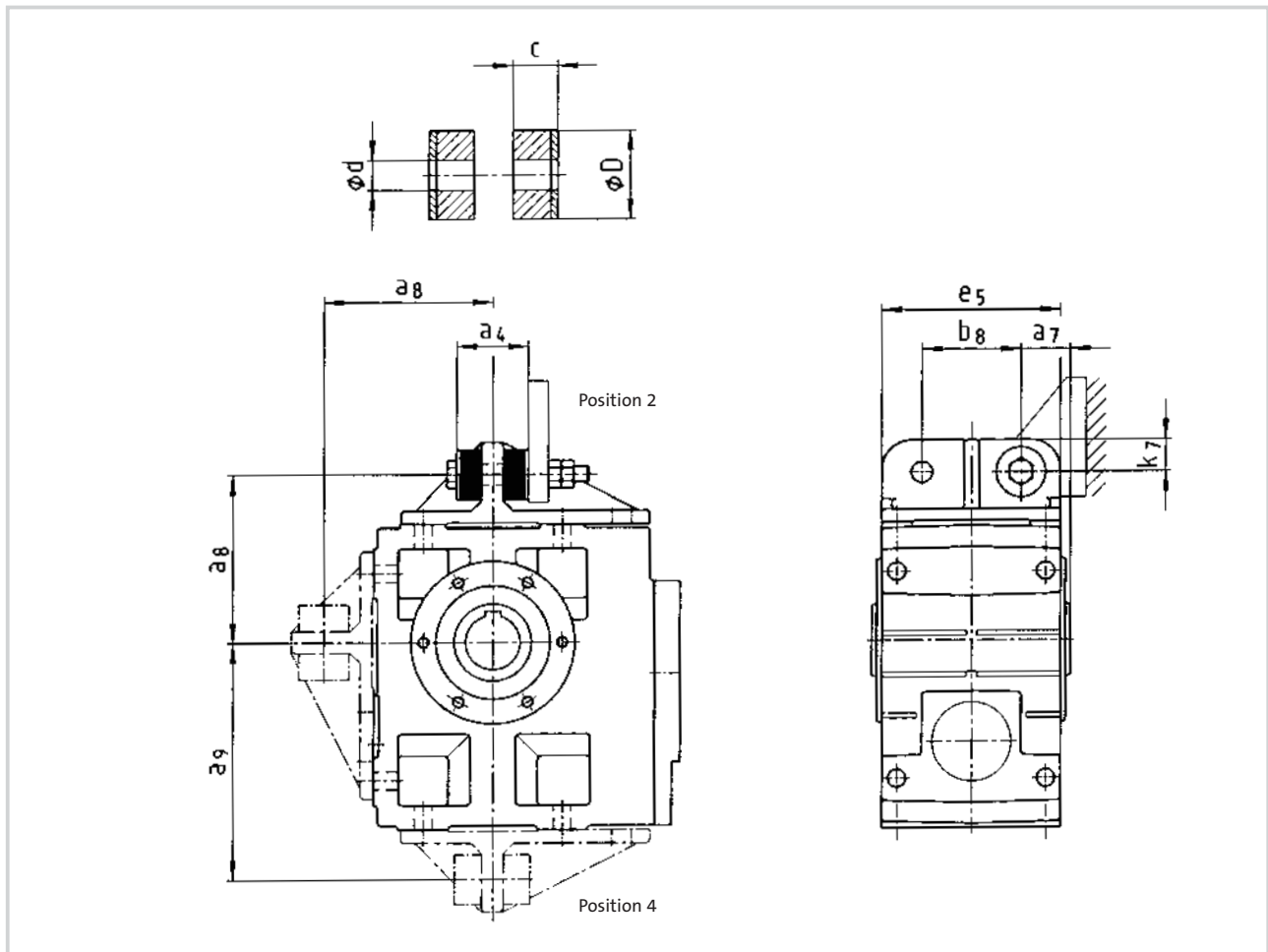
## Torque plate at threaded pitch circle in position 5



Gearbox size	Assembly space		Torque plate						
	a <sub>7</sub>	b <sub>4</sub>	a <sub>4</sub>	a <sub>8</sub>	a <sub>9</sub>	d	D	k <sub>6</sub>	
04	24	34.5	30	130	26.5	12	35	16	
05	23.5	38.5	34	160	27.5	16	45	15	
06	28	44.5	40	200	33	20	50	18	
07	32.5	50.5	46	250	37.5	25	65	21	

Dimensions in [mm]

## Torque plate at housing foot

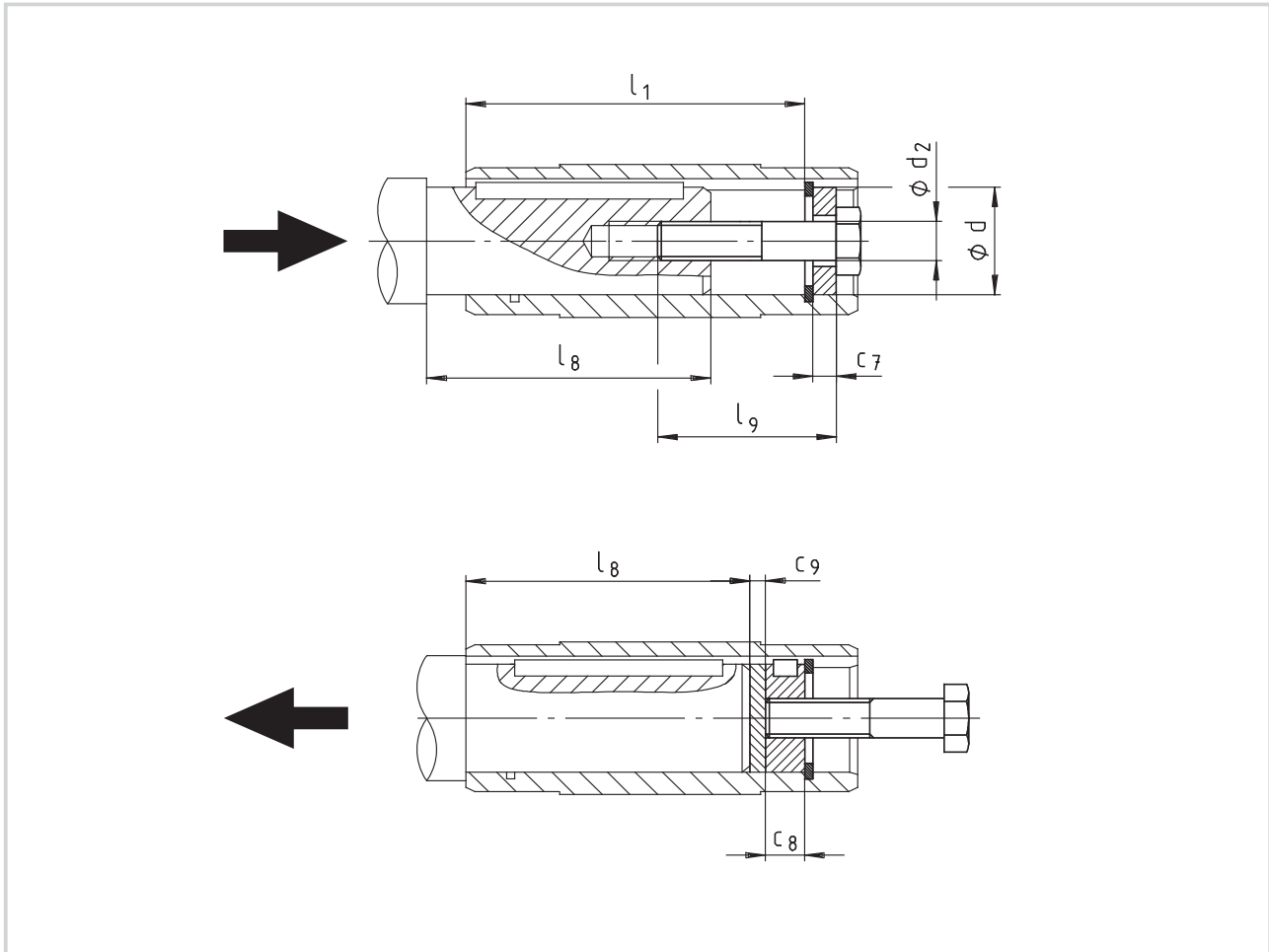


Gearbox size	a <sub>4</sub>	a <sub>7</sub>	a <sub>8</sub>	a <sub>9</sub>	b <sub>8</sub>	c	d	D	e <sub>5</sub>	k <sub>7</sub>
04	41	27.5	106	135	60	14.5	11	30	100	20
05	45	35	115	160	70	15	13	40	127	25
06	72	40	145	195	80	27	17	50	145	28
07	78	50	170	240	100	28	21	60	180	35
09	86	60	214	300	120	29	26	72	222	46
11	94	72.5	260	375	145	30	33	92	270	55
14	100	85	320	465	180	30	39	110	328	70

Dimensions in [mm]




### Hollow shaft circlip mounting set – Proposed design for auxiliary tools



### Helical-bevel gearbox GKS □□

Gearbox size	Hollow shaft (design H)			Hollow shaft circlip mounting set (auxiliary tool for assembly)			Auxiliary tool for disassembly		Machine shaft
	$l$	$l_1$	$d$ H7	$d_2$	$l_9$	$c_7$	$c_8$	$c_9$	max $l_8$
04	115	100	25 30	M10 M10	40	5 6	10	3	85
05	140	124	30 35	M10 M12	40 50	6 7	10 12	3	107
06	160	140	40 45	M16	60	8 9	16	4	118
07	200	175	50 55	M16 M20	60 80	10 11	16 20	5	148
09	240	210	60 70	M20	80	13 14	20	5	182
11	290	250	70 80	M20	80	14 16	20	6	221
14	350	305	100	M24	100	20	24	8	270

Dimensions in [mm]



# Helical-worm gearbox | L-force gearboxes

## Technical data

Permissible radial and axial forces	7-2
Output	7-2
Input	7-4
Moments of inertia	7-5
Start-up efficiency	7-7
Efficiency	7-8
Ventilation	7-16
Position of ventilation, sealing elements and oil control	7-16
Weights	7-18

## Selection tables

Gearbox with mounting flange	7-20
Gearbox with free input shaft	7-48

## Dimensions

Gearbox with mounting flange for	
IEC standard motors	7-70
NEMA motors	7-86
Gearbox with free input shaft	7-88
Other dimensions	7-90
Hollow shaft with shrink disc	7-90
With second output shaft end	7-91
Hoseproof hollow shaft cover	7-92
Torque plate at threaded pitch circle	7-93
Torque plate at housing foot	7-94
Hollow shaft circlip mounting set	7-95
Proposed design for auxiliary tools	7-95

# Technical data - Helical-worm gearboxes

## Permissible radial and axial forces - Output

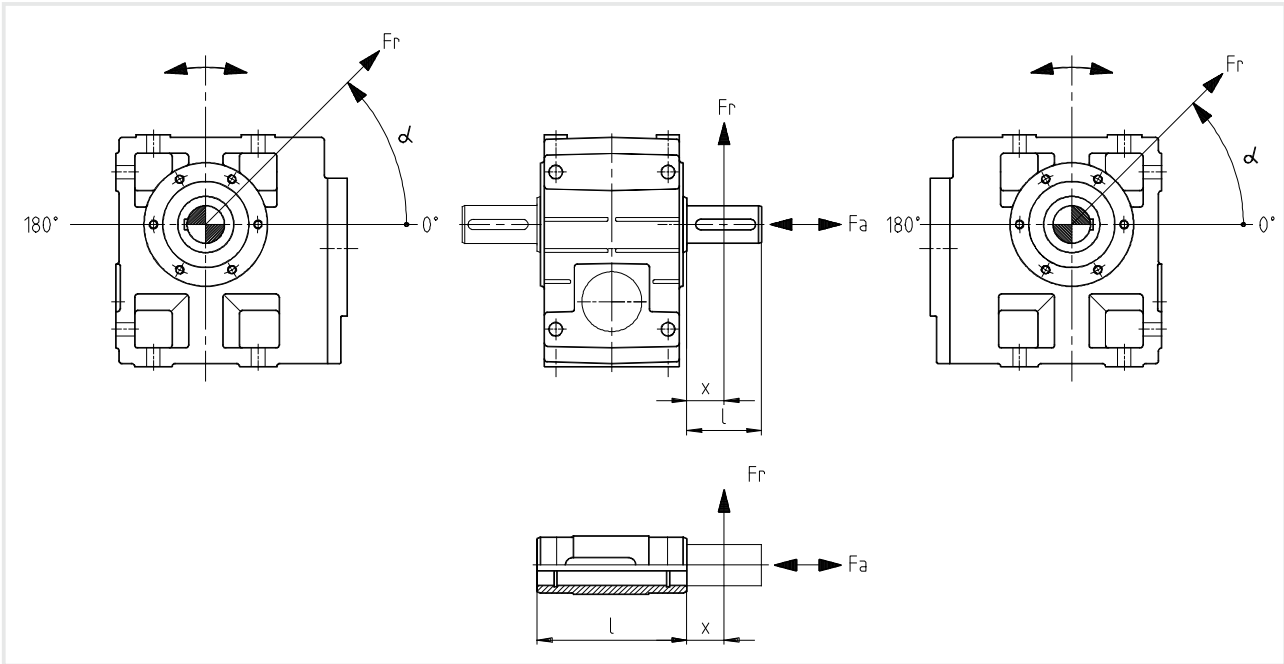
### Permissible radial force

$$F_{Rperm} = \min(f_w \cdot f_\alpha \cdot F_{RTab}; f_w \cdot F_{Rmax})$$

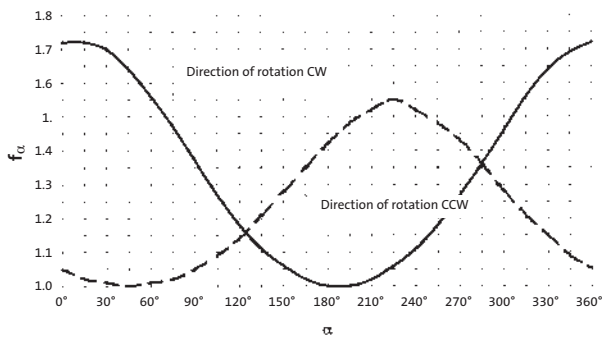
### Permissible axial force

$$F_{Aperm} = F_{ATab} \quad \text{at } F_R = 0$$

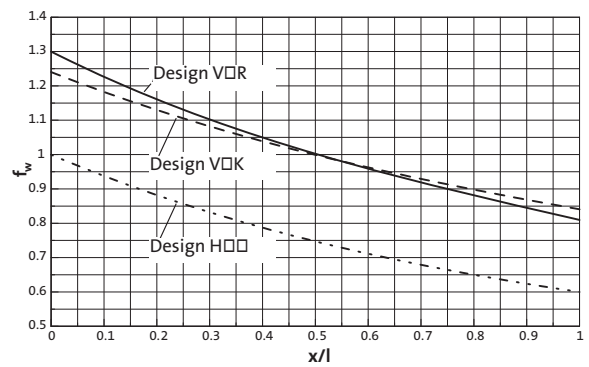
Contact Lenze if  $F_R$  and  $F_A \neq 0$



$f_\alpha$  Effective direction factor at output shaft



$f_w$  Additional load factor at output shaft



# Technical data - Helical-worm gearboxes

## Permissible radial and axial forces - Output



VAK	Solid shaft with flange Application of force $F_r$ : Centre of shaft journal ( $x = l/2$ ) $F_{aTab}$ only valid for $F_r = 0$							
	GSS 04		GSS 05		GSS 06		GSS 07	
$n_2$ [rpm]	$F_{rTab}$ [N]	$F_{aTab}$ [N]	$F_{rTab}$ [N]	$F_{aTab}$ [N]	$F_{rTab}$ [N]	$F_{aTab}$ [N]	$F_{rTab}$ [N]	$F_{aTab}$ [N]
250	4100	3500	4900	2500	7000	2800	7900	2400
160	4400	4000	4900	3100	8100	3500	9100	3200
100	4700	4200	4900	4000	9400	4500	10600	4300
63	4700	4200	4900	4900	9400	5700	12400	5900
40	4700	4200	4900	5500	9400	7300	14000	8000
25	4700	4200	4900	5500	9400	8800	14000	10000
≤16	4700	4200	4900	5500	9400	8800	14000	10000
$F_{r max}$	4700	–	4900	–	9400	–	14000	–

VOR	Solid shaft without flange Application of force $F_r$ : Centre of shaft journal ( $x = l/2$ ) $F_{aTab}$ only valid for $F_r = 0$							
	GSS 04		GSS 05		GSS 06		GSS 07	
$n_2$ [rpm]	$F_{rTab}$ [N]	$F_{aTab}$ [N]	$F_{rTab}$ [N]	$F_{aTab}$ [N]	$F_{rTab}$ [N]	$F_{aTab}$ [N]	$F_{rTab}$ [N]	$F_{aTab}$ [N]
250	3000	3700	2900	2800	3600	3200	4200	3100
160	3500	4200	3400	3500	4200	4100	5100	4100
100	4100	4900	4000	4400	5000	5200	6300	5500
63	4200	5500	4300	5500	5900	6500	7700	7200
40	4200	5500	4300	6000	6900	8200	9300	9500
25	4200	5500	4300	6000	8200	9000	11300	12500
≤16	4200	5500	4300	6000	8500	9000	12000	12500
$F_{r max}$	4200	–	4300	–	8500	–	12000	–

H00	Hollow shaft Application of force $F_r$ : At hollow shaft end face ( $x = 0$ ) $F_{aTab}$ only valid for $F_r = 0$							
	GSS 04		GSS 05		GSS 06		GSS 07	
$n_2$ [rpm]	$F_{rTab}$ [N]	$F_{aTab}$ [N]	$F_{rTab}$ [N]	$F_{aTab}$ [N]	$F_{rTab}$ [N]	$F_{aTab}$ [N]	$F_{rTab}$ [N]	$F_{aTab}$ [N]
250	3800	3700	3600	2800	4800	3200	5600	3100
160	4500	4200	4300	3500	5600	4100	6700	4100
100	5300	4900	5100	4400	6600	5200	8200	5500
63	6000	5500	6000	5500	7700	6500	10000	7200
40	6000	5500	7000	6000	9100	8200	12100	9500
25	6000	5500	7500	6000	10700	9000	14800	12500
≤16	6000	5500	7500	6000	11500	9000	16000	12500
$F_{r max}$	6000	–	7500	–	11500	–	16000	–

Neither radial nor axial forces are permitted on hollow shafts with shrink discs (S□□).

# Technical data - Helical-worm gearboxes

## Permissible radial and axial forces - Input

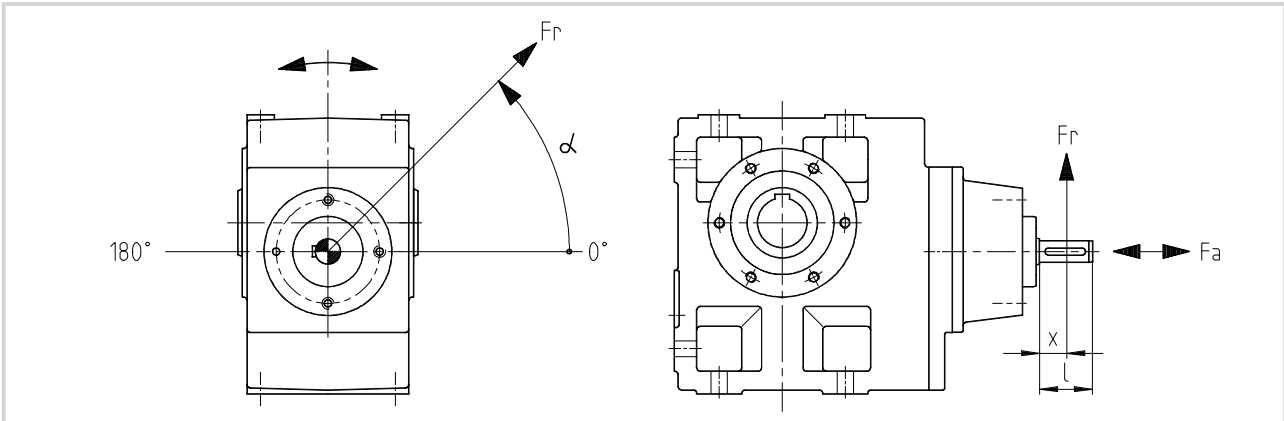
### Permissible radial force

$$F_{Rperm} = \min(f_w \cdot f_\alpha \cdot F_{RTab}; f_w \cdot F_{Rmax})$$

### Permissible axial force

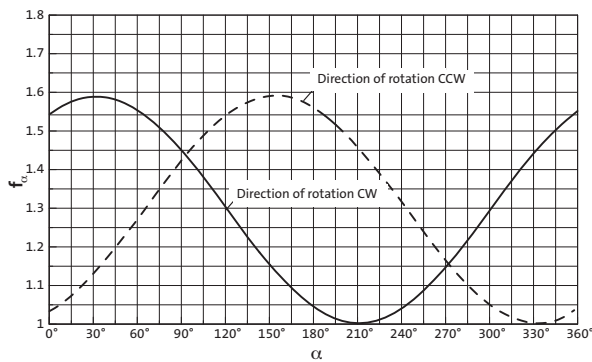
$$F_{Aperm} = F_{ATab} \quad \text{at } F_r = 0$$

Contact Lenze if  $F_r$  and  $F_a \neq 0$



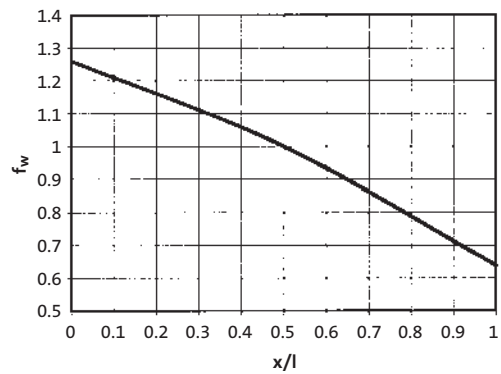
$f_\alpha$

Effective direction factor at input shaft



$f_w$

Additional load factor at input shaft



**W**

Application of force  $F_r$ : Centre of shaft journal ( $x = l/2$ )

$F_{aTab}$  only valid for  $F_r = 0$

$n_1$ [rpm]	Drive size											
	1A 1B		1C		1D		1E		1F		1G	
	$F_{rTab}$ [N]	$F_{aTab}$ [N]	$F_{rTab}$ [N]	$F_{aTab}$ [N]	$F_{rTab}$ [N]	$F_{aTab}$ [N]	$F_{rTab}$ [N]	$F_{aTab}$ [N]	$F_{rTab}$ [N]	$F_{aTab}$ [N]	$F_{rTab}$ [N]	$F_{aTab}$ [N]
700	830	1200	1150	1400	1470	1500	2140	1600	3200	2800	4000	4500
1400	570	770	780	900	1000	740	1400	800	2200	1700	3200	2000
2800	440	530	590	620	770	470	940	460	1700	1100	2300	1600
$F_{Rmax}$	1850	—	1650	—	3000	—	4900	—	5600	—	8000	—

# Technical data - Helical-worm gearboxes

## Moments of inertia



i	J <sub>G</sub> [kgm <sup>2</sup> ]	i	J <sub>G</sub> [kgm <sup>2</sup> ]	i	J <sub>G</sub> [kgm <sup>2</sup> ]	i	J <sub>G</sub> [kgm <sup>2</sup> ]
<b>GSS 04 - 2</b>		<b>GSS 05 - 2</b>		<b>GSS 06 - 2</b>		<b>GSS 07 - 2</b>	
5.639	1.12E-04	5.639	2.82E-04	5.833	6.97E-04	5.862	2.14E-03
7.733	6.52E-05	7.733	1.66E-04	8.000	4.22E-04	8.125	1.28E-03
9.042	8.09E-05	9.042	2.01E-04	9.042	5.54E-04	9.086	1.74E-03
9.897	4.30E-05	9.897	1.10E-04	10.238	2.81E-04	10.000	9.14E-04
10.827	3.68E-05	10.827	9.41E-05	11.200	2.39E-04	11.200	7.50E-04
12.400	4.87E-05	12.400	1.23E-04	12.400	3.46E-04	12.594	1.07E-03
13.810	2.47E-05	13.810	6.38E-05	14.286	1.63E-04	14.286	4.84E-04
15.869	3.29E-05	15.869	8.40E-05	15.869	2.35E-04	15.500	7.79E-04
17.360	2.84E-05	17.360	7.22E-05	17.360	2.01E-04	17.360	6.42E-04
20.417	6.73E-05	20.417	1.60E-04	20.417	4.17E-04	20.517	1.36E-03
22.143	1.95E-05	22.143	5.04E-05	22.143	1.39E-04	22.143	4.18E-04
24.800	4.20E-05	24.800	1.06E-04	24.800	3.06E-04	25.188	9.59E-04
27.125	1.45E-05	27.125	3.77E-05	27.125	1.04E-04	27.125	3.13E-04
31.738	2.88E-05	31.738	7.33E-05	31.738	2.10E-04	31.000	7.05E-04
34.100	9.56E-06	35.306	2.33E-05	35.306	6.60E-05	35.306	1.96E-04
39.200	2.47E-05	39.200	6.10E-05	39.200	1.63E-04	39.200	5.37E-04
43.917	6.41E-06	43.917	1.67E-05	43.917	4.75E-05	43.271	1.43E-04
50.000	1.73E-05	50.000	4.35E-05	50.000	1.16E-04	50.000	3.53E-04
54.250	1.31E-05	54.250	3.41E-05	54.250	9.55E-05	54.250	2.89E-04
61.250	1.30E-05	61.250	3.32E-05	61.250	8.87E-05	61.250	2.70E-04
68.200	8.68E-06	70.611	2.11E-05	70.611	6.10E-05	70.611	1.81E-04
77.000	8.61E-06	79.722	2.06E-05	79.722	5.70E-05	79.722	1.70E-04
87.833	5.88E-06	87.833	1.53E-05	87.833	4.43E-05	86.542	1.34E-04
99.167	5.84E-06	99.167	1.49E-05	99.167	4.17E-05	97.708	1.26E-04
111.318	3.86E-06	113.667	9.60E-06	113.667	2.76E-05	113.667	8.33E-05
125.682	3.83E-06	128.333	9.39E-06	128.333	2.60E-05	128.333	7.89E-05
139.500	2.66E-06	137.950	7.00E-06	137.950	2.01E-05	137.950	6.09E-05
157.500	2.64E-06	155.750	6.86E-06	155.750	1.91E-05	155.750	5.79E-05
183.786	1.61E-06	176.313	4.47E-06	174.375	1.30E-05	174.375	3.91E-05
207.500	1.60E-06	199.063	4.38E-06	196.875	1.23E-05	196.875	3.73E-05
		<b>GSS 05 - 3</b>		<b>GSS 06 - 3</b>		<b>GSS 07 - 3</b>	
		125.476	1.54E-05	126.531	3.10E-05	126.531	8.57E-05
		153.708	1.17E-05	142.857	2.98E-05	142.857	8.22E-05
		193.233	7.83E-06	155.000	2.71E-05	155.000	7.42E-05
		222.133	2.06E-05	175.000	2.63E-05	175.000	7.19E-05
		250.952	1.51E-05	194.857	1.44E-05	201.746	3.72E-05
		283.333	1.48E-05	220.000	1.39E-05	227.778	3.58E-05
		307.417	1.15E-05	238.700	1.28E-05	247.139	3.27E-05
		347.083	1.13E-05	269.500	1.24E-05	279.028	3.17E-05
		386.467	7.69E-06	310.689	1.12E-05	321.673	2.81E-05
		436.333	7.56E-06	350.778	1.10E-05	363.179	2.76E-05
		497.722	5.29E-06	386.467	1.03E-05	394.245	2.58E-05
		561.944	5.21E-06	436.333	1.02E-05	445.116	2.55E-05
		630.803	3.49E-06	497.722	6.86E-06	490.403	1.83E-05
		712.197	3.44E-06	561.944	6.78E-06	553.681	1.81E-05
		790.500	2.43E-06	630.803	4.47E-06	634.639	1.14E-05
		892.500	2.39E-06	712.197	4.42E-06	716.528	1.13E-05
		1041.452	1.47E-06	816.333	4.19E-06	833.556	1.05E-05
		1175.833	1.46E-06	921.667	4.16E-06	941.111	1.05E-05
				1023.000	2.87E-06	1011.633	7.64E-06
				1155.000	2.85E-06	1142.167	7.59E-06
				1241.550	2.78E-06	1227.755	7.36E-06
				1401.750	2.77E-06	1386.175	7.32E-06
				1635.693	1.68E-06	1569.181	4.69E-06
				1846.750	1.67E-06	1771.656	4.67E-06

Note: The moments of inertia relate to the gearbox input shaft

### Drive Design N / W

Design of drive	Drive size								
	1A	□B	□C	□D	□E	□F	□G	□H	□K
	JA [kgm <sup>2</sup> ]								
<b>Mounting flange (N)</b>	2.37E-05	2.37E-05	8.03E-05	1.50E-04	5.19E-04	7.99E-04	1.84E-03	6.59E-03	1.24E-02
<b>Free input shaft (W)</b>	2.25E-05	2.41E-05	6.21E-05	1.57E-04	2.73E-04	7.57E-04	1.25E-03	3.03E-03	6.88E-03



# Technical data - Helical-worm gearboxes

## Start-up efficiency



During start-up, the start-up efficiency  $\eta_A$  of a helical-worm gearbox is lower than its operative efficiency  $\eta$  at rated speed.

**The start-up efficiency  $\eta_A$  must therefore always be considered when starting under load.**

The start-up efficiency is determined by the oil temperature and the degree to which the tooth faces have been run in.

The values given in the tables are theoretical values and are valid with a tolerance of  $\pm 10\%$ .

Ratio $i_r$	Start-up efficiency $\eta_A$
5.6	0.71
8	0.71
9	0.67
10	0.71
11.2	0.71
12.5	0.67
14	0.71
16	0.67
18	0.67
20	0.55
22.4	0.67
25	0.55
28	0.67
31.5	0.55
35.5	0.67

Ratio $i_r$	Start-up efficiency $\eta_A$
40	0.55
45	0.67
50	0.55
56	0.55
63	0.55
71	0.55
80	0.55
90	0.55
100	0.55
112	0.55
125	0.55
140	0.55
160	0.55
180	0.55
200	0.55

# Technical data - Helical-worm gearboxes

## Efficiency

During start-up, the start-up efficiency  $\eta_A$  of a helical-worm gearbox is lower than its operative efficiency at rated speed.

**The start-up efficiency  $\eta_A$  must therefore always be considered when starting under load.**

### GSS 04 -2

i	Output speed $n_2$ [rpm]													
	1	5	10	16	25	32	40	63	100	160	250	400	630	
	Efficiency													
	$\eta_A$	$\eta_{c=1}$	$\eta_{c=1}$	$\eta_{c=1}$	$\eta_{c=1}$	$\eta_{c=1}$	$\eta_{c=1}$	$\eta_{c=1}$	$\eta_{c=1}$	$\eta_{c=1}$	$\eta_{c=1}$	$\eta_{c=1}$	$\eta_{c=1}$	$\eta_{c=1}$
5.639	0.71	0.78	0.79	0.83	0.86	0.88	0.89	0.89	0.90	0.90	0.90	0.90	0.90	0.89
7.733	0.71	0.78	0.79	0.83	0.86	0.88	0.89	0.89	0.90	0.90	0.90	0.90	0.90	
9.042	0.67	0.74	0.76	0.81	0.84	0.86	0.87	0.87	0.88	0.88	0.87	0.87	0.87	
9.897	0.71	0.78	0.79	0.83	0.86	0.88	0.89	0.89	0.90	0.90	0.90	0.90	0.90	
10.827	0.71	0.78	0.79	0.83	0.86	0.88	0.89	0.89	0.90	0.90	0.90	0.90		
12.400	0.67	0.74	0.76	0.81	0.84	0.86	0.87	0.87	0.88	0.88	0.87	0.87		
13.810	0.71	0.78	0.79	0.83	0.86	0.88	0.89	0.89	0.90	0.90	0.90	0.90		
15.869	0.67	0.74	0.76	0.81	0.84	0.86	0.87	0.87	0.88	0.88	0.87	0.87		
17.360	0.67	0.74	0.76	0.81	0.84	0.86	0.87	0.87	0.88	0.88	0.87			
20.417	0.55	0.60	0.71	0.76	0.78	0.79	0.79	0.79	0.79	0.79	0.78			
22.143	0.67	0.74	0.76	0.81	0.84	0.86	0.87	0.87	0.88	0.88	0.87			
24.800	0.56	0.62	0.72	0.77	0.79	0.80	0.81	0.81	0.81	0.80	0.80			
27.125	0.67	0.74	0.76	0.81	0.84	0.86	0.87	0.87	0.88	0.88				
31.738	0.56	0.62	0.72	0.77	0.79	0.80	0.81	0.81	0.81	0.80				
34.100	0.67	0.74	0.76	0.81	0.84	0.86	0.87	0.87	0.88	0.88				
39.200	0.55	0.60	0.71	0.76	0.78	0.79	0.79	0.79	0.79	0.79				
43.917	0.67	0.74	0.76	0.81	0.84	0.86	0.87	0.87	0.88					
50.000	0.55	0.60	0.71	0.76	0.78	0.79	0.79	0.79	0.79					
54.250	0.56	0.62	0.72	0.77	0.79	0.80	0.81	0.81	0.81					
61.250	0.55	0.60	0.71	0.76	0.78	0.79	0.79	0.79	0.79					
68.200	0.56	0.62	0.72	0.77	0.79	0.80	0.81	0.81						
77.000	0.55	0.60	0.71	0.76	0.78	0.79	0.79	0.79						
87.833	0.56	0.62	0.72	0.77	0.79	0.80	0.81	0.81						
99.167	0.55	0.60	0.71	0.76	0.78	0.79	0.79	0.79						
111.318	0.56	0.62	0.72	0.77	0.79	0.80	0.81							
125.682	0.55	0.60	0.71	0.76	0.78	0.79								
139.500	0.56	0.62	0.72	0.77	0.79	0.80								
157.500	0.55	0.60	0.71	0.76	0.78	0.79								
183.786	0.56	0.62	0.72	0.77	0.79									
207.500	0.55	0.60	0.71	0.76	0.78									



### GSS 05-2

i	Output speed $n_2$ [rpm]													
	1	5	10	16	25	32	40	63	100	160	250	400	630	
	Efficiency													
	$\eta_A$	$\eta_{c-1}$	$\eta_{c-1}$	$\eta_{c-1}$	$\eta_{c-1}$	$\eta_{c-1}$	$\eta_{c-1}$	$\eta_{c-1}$	$\eta_{c-1}$	$\eta_{c-1}$	$\eta_{c-1}$	$\eta_{c-1}$	$\eta_{c-1}$	$\eta_{c-1}$
5.639	0.71	0.79	0.81	0.85	0.87	0.89	0.90	0.90	0.91	0.91	0.91	0.91	0.90	0.90
7.733	0.71	0.79	0.81	0.85	0.87	0.89	0.90	0.90	0.91	0.91	0.91	0.91	0.90	
9.042	0.67	0.75	0.79	0.83	0.86	0.87	0.88	0.88	0.89	0.89	0.88	0.88	0.88	
9.897	0.71	0.79	0.81	0.85	0.87	0.89	0.90	0.90	0.91	0.91	0.91	0.91	0.90	
10.827	0.71	0.79	0.81	0.85	0.87	0.89	0.90	0.90	0.91	0.91	0.91	0.91		
12.400	0.67	0.75	0.79	0.83	0.86	0.87	0.88	0.88	0.89	0.89	0.88	0.88		
13.810	0.71	0.79	0.81	0.85	0.87	0.89	0.90	0.90	0.91	0.91	0.91	0.91		
15.869	0.67	0.75	0.79	0.83	0.86	0.87	0.88	0.88	0.89	0.89	0.88	0.88		
17.360	0.67	0.75	0.79	0.83	0.86	0.87	0.88	0.88	0.89	0.89	0.88			
20.417	0.55	0.62	0.74	0.79	0.80	0.81	0.81	0.81	0.81	0.81	0.81			
22.143	0.67	0.75	0.79	0.83	0.86	0.87	0.88	0.88	0.89	0.89	0.88			
24.800	0.57	0.63	0.75	0.79	0.81	0.82	0.82	0.83	0.83	0.82	0.82			
27.125	0.67	0.75	0.79	0.83	0.86	0.87	0.88	0.88	0.89	0.89				
31.738	0.57	0.63	0.75	0.79	0.81	0.82	0.82	0.83	0.83	0.82				
35.306	0.67	0.75	0.79	0.83	0.86	0.87	0.88	0.88	0.89	0.89				
39.200	0.55	0.62	0.74	0.79	0.80	0.81	0.81	0.81	0.81	0.81				
43.917	0.67	0.75	0.79	0.83	0.86	0.87	0.88	0.88	0.89					
50.000	0.55	0.62	0.74	0.79	0.80	0.81	0.81	0.81	0.81					
54.250	0.57	0.63	0.75	0.79	0.81	0.82	0.82	0.83	0.83					
61.250	0.55	0.62	0.74	0.79	0.80	0.81	0.81	0.81	0.81					
70.611	0.57	0.63	0.75	0.79	0.81	0.82	0.82	0.83						
79.722	0.55	0.62	0.74	0.79	0.80	0.81	0.81	0.81						
87.833	0.57	0.63	0.75	0.79	0.81	0.82	0.82	0.83						
99.167	0.55	0.62	0.74	0.79	0.80	0.81	0.81	0.81						
113.667	0.57	0.63	0.75	0.79	0.81	0.82	0.82							
128.333	0.55	0.62	0.74	0.79	0.80	0.81								
137.950	0.57	0.63	0.75	0.79	0.81	0.82								
155.750	0.55	0.62	0.74	0.79	0.80	0.81								
176.313	0.57	0.63	0.75	0.79	0.81									
199.063	0.55	0.62	0.74	0.79	0.80									

### GSS 05-3

i	Output speed $n_2$ [rpm]													
	1	5	10	16	25									
	Efficiency													
	$\eta_A$	$\eta_{c-1}$	$\eta_{c-1}$	$\eta_{c-1}$	$\eta_{c-1}$	$\eta_{c-1}$								
125.476	0.67	0.75	0.79	0.83	0.86	0.87								
153.708	0.67	0.75	0.79	0.83	0.86	0.87								
193.233	0.67	0.75	0.79	0.83	0.86									
222.133	0.55	0.62	0.74	0.79	0.80									
250.952	0.57	0.63	0.75	0.79										
283.333	0.55	0.62	0.74	0.79										
307.417	0.57	0.63	0.75	0.79										
347.083	0.55	0.62	0.74	0.79										
386.467	0.57	0.63	0.75	0.79										
436.333	0.55	0.62	0.74											
497.722	0.57	0.63	0.75											
561.944	0.55	0.62	0.74											
630.803	0.57	0.63	0.75											
712.197	0.55	0.62	0.74											
790.500	0.60	0.66	0.80											
892.500	0.60	0.67												
1041.452	0.60	0.66												
1175.833	0.60	0.67												



### GSS 06-2

i	Output speed $n_2$ [rpm]													
	1	5	10	16	25	32	40	63	100	160	250	400	630	
	Efficiency													
	$\eta_A$	$\eta_{c-1}$	$\eta_{c-1}$	$\eta_{c-1}$	$\eta_{c-1}$	$\eta_{c-1}$	$\eta_{c-1}$	$\eta_{c-1}$	$\eta_{c-1}$	$\eta_{c-1}$	$\eta_{c-1}$	$\eta_{c-1}$	$\eta_{c-1}$	$\eta_{c-1}$
5.833	0.72	0.80	0.83	0.87	0.89	0.90	0.91	0.91	0.91	0.92	0.92	0.92	0.91	0.91
8.000	0.72	0.80	0.83	0.87	0.89	0.90	0.91	0.91	0.91	0.92	0.92	0.92	0.91	
9.042	0.67	0.75	0.81	0.85	0.87	0.88	0.89	0.89	0.89	0.89	0.89	0.89	0.89	
10.238	0.72	0.80	0.83	0.87	0.89	0.90	0.91	0.91	0.91	0.92	0.92	0.92		
11.200	0.72	0.80	0.83	0.87	0.89	0.90	0.91	0.91	0.91	0.92	0.92	0.92		
12.400	0.67	0.75	0.81	0.85	0.87	0.88	0.89	0.89	0.89	0.89	0.89	0.89		
14.286	0.72	0.80	0.83	0.87	0.89	0.90	0.91	0.91	0.91	0.92	0.92	0.92		
15.869	0.67	0.75	0.81	0.85	0.87	0.88	0.89	0.89	0.89	0.89	0.89	0.89		
17.360	0.67	0.75	0.81	0.85	0.87	0.88	0.89	0.89	0.89	0.89	0.89			
20.417	0.57	0.64	0.77	0.81	0.82	0.83	0.83	0.83	0.83	0.83	0.83			
22.143	0.67	0.75	0.81	0.85	0.87	0.88	0.89	0.89	0.89	0.89	0.89			
24.800	0.57	0.64	0.77	0.81	0.83	0.83	0.83	0.83	0.83	0.83				
27.125	0.67	0.75	0.81	0.85	0.87	0.88	0.89	0.89	0.89	0.89				
31.738	0.57	0.64	0.77	0.81	0.83	0.83	0.83	0.83	0.83	0.83				
35.306	0.67	0.75	0.81	0.85	0.87	0.88	0.89	0.89	0.89	0.89				
39.200	0.57	0.64	0.77	0.81	0.82	0.83	0.83	0.83	0.83	0.83				
43.917	0.67	0.75	0.81	0.85	0.87	0.88	0.89	0.89	0.89					
50.000	0.57	0.64	0.77	0.81	0.82	0.83	0.83	0.83	0.83					
54.250	0.57	0.64	0.77	0.81	0.83	0.83	0.83	0.83	0.83					
61.250	0.57	0.64	0.77	0.81	0.82	0.83	0.83	0.83	0.83					
70.611	0.57	0.64	0.77	0.81	0.83	0.83	0.83	0.83						
79.722	0.57	0.64	0.77	0.81	0.82	0.83	0.83	0.83						
87.833	0.57	0.64	0.77	0.81	0.83	0.83	0.83	0.83						
99.167	0.57	0.64	0.77	0.81	0.82	0.83	0.83	0.83						
113.667	0.57	0.64	0.77	0.81	0.83	0.83	0.83							
128.333	0.57	0.64	0.77	0.81	0.82	0.83								
137.950	0.57	0.64	0.77	0.81	0.83	0.83								
155.750	0.57	0.64	0.77	0.81	0.82	0.83								
174.375	0.57	0.64	0.77	0.81	0.83									
196.875	0.57	0.64	0.77	0.81	0.82									

### GSS 06-3

i	Output speed $n_2$ [rpm]													
	1	5	10	16	25									
	Efficiency													
	$\eta_A$	$\eta_{c=1}$	$\eta_{c=1}$	$\eta_{c=1}$	$\eta_{c=1}$	$\eta_{c=1}$								
126.531	0.57	0.64	0.77	0.81	0.83	0.83								
142.857	0.57	0.64	0.77	0.81	0.82	0.83								
155.000	0.57	0.64	0.77	0.81	0.83	0.83								
175.000	0.57	0.64	0.77	0.81	0.82									
194.857	0.57	0.64	0.77	0.81	0.83									
220.000	0.57	0.64	0.77	0.81	0.82									
238.700	0.57	0.64	0.77	0.81	0.83									
269.500	0.57	0.64	0.77	0.81										
310.689	0.57	0.64	0.77	0.81										
350.778	0.57	0.64	0.77	0.81										
386.467	0.57	0.64	0.77	0.81										
436.333	0.57	0.64	0.77											
497.722	0.57	0.64	0.77											
561.944	0.57	0.64	0.77											
630.803	0.57	0.64	0.77											
712.197	0.57	0.64	0.77											
816.333	0.57	0.64												
921.667	0.57	0.64												
1023.000	0.57	0.64												
1155.000	0.57	0.64												
1241.550	0.57	0.64												
1401.750	0.57	0.64												
1635.693	0.57	0.64												
1846.750	0.57	0.64												



### GSS 07-2

i	Output speed $n_2$ [rpm]													
	1	5	10	16	25	32	40	63	100	160	250	400	630	
	Efficiency													
	$\eta_A$	$\eta_{c-1}$	$\eta_{c-1}$	$\eta_{c-1}$	$\eta_{c-1}$	$\eta_{c-1}$	$\eta_{c-1}$	$\eta_{c-1}$	$\eta_{c-1}$	$\eta_{c-1}$	$\eta_{c-1}$	$\eta_{c-1}$	$\eta_{c-1}$	$\eta_{c-1}$
5.862	0.74	0.82	0.86	0.89	0.91	0.92	0.92	0.92	0.92	0.92	0.92	0.92	0.92	0.92
8.125	0.74	0.82	0.86	0.89	0.91	0.92	0.92	0.92	0.92	0.92	0.92	0.92	0.92	0.92
9.086	0.69	0.77	0.84	0.88	0.89	0.90	0.90	0.90	0.90	0.90	0.90	0.90	0.90	0.90
10.000	0.74	0.82	0.86	0.89	0.91	0.92	0.92	0.92	0.92	0.92	0.92	0.92	0.92	0.92
11.200	0.74	0.82	0.86	0.89	0.91	0.92	0.92	0.92	0.92	0.92	0.92	0.92	0.92	0.92
12.594	0.69	0.77	0.84	0.88	0.89	0.90	0.90	0.90	0.90	0.90	0.90	0.90	0.90	0.90
14.286	0.74	0.82	0.86	0.89	0.91	0.92	0.92	0.92	0.92	0.92	0.92	0.92	0.92	0.92
15.500	0.69	0.77	0.84	0.88	0.89	0.90	0.90	0.90	0.90	0.90	0.90	0.90	0.90	0.90
17.360	0.69	0.77	0.84	0.88	0.89	0.90	0.90	0.90	0.90	0.90	0.90	0.90	0.90	0.90
20.517	0.60	0.67	0.81	0.84	0.84	0.85	0.85	0.85	0.85	0.85	0.85	0.85	0.85	0.85
22.143	0.69	0.77	0.84	0.88	0.89	0.90	0.90	0.90	0.90	0.90	0.90	0.90	0.90	0.90
25.188	0.60	0.66	0.80	0.84	0.85	0.85	0.85	0.85	0.85	0.85	0.85	0.85	0.85	0.85
27.125	0.69	0.77	0.84	0.88	0.89	0.90	0.90	0.90	0.90	0.90	0.90	0.90	0.90	0.90
31.000	0.60	0.66	0.80	0.84	0.85	0.85	0.85	0.85	0.85	0.85	0.85	0.85	0.85	0.85
35.306	0.69	0.77	0.84	0.88	0.89	0.90	0.90	0.90	0.90	0.90	0.90	0.90	0.90	0.90
39.200	0.60	0.67	0.81	0.84	0.84	0.85	0.85	0.85	0.85	0.85	0.85	0.85	0.85	0.85
43.271	0.69	0.77	0.84	0.88	0.89	0.90	0.90	0.90	0.90	0.90	0.90	0.90	0.90	0.90
50.000	0.60	0.67	0.81	0.84	0.84	0.85	0.85	0.85	0.85	0.85	0.85	0.85	0.85	0.85
54.250	0.60	0.66	0.80	0.84	0.85	0.85	0.85	0.85	0.85	0.85	0.85	0.85	0.85	0.85
61.250	0.60	0.67	0.81	0.84	0.84	0.85	0.85	0.85	0.85	0.85	0.85	0.85	0.85	0.85
70.611	0.60	0.66	0.80	0.84	0.85	0.85	0.85	0.85	0.85	0.85	0.85	0.85	0.85	0.85
79.722	0.60	0.67	0.81	0.84	0.84	0.85	0.85	0.85	0.85	0.85	0.85	0.85	0.85	0.85
86.542	0.60	0.66	0.80	0.84	0.85	0.85	0.85	0.85	0.85	0.85	0.85	0.85	0.85	0.85
97.708	0.60	0.67	0.81	0.84	0.84	0.85	0.85	0.85	0.85	0.85	0.85	0.85	0.85	0.85
113.667	0.60	0.66	0.80	0.84	0.85	0.85	0.85	0.85	0.85	0.85	0.85	0.85	0.85	0.85
128.333	0.60	0.67	0.81	0.84	0.84	0.85	0.85	0.85	0.85	0.85	0.85	0.85	0.85	0.85
137.950	0.60	0.66	0.80	0.84	0.85	0.85	0.85	0.85	0.85	0.85	0.85	0.85	0.85	0.85
155.750	0.60	0.67	0.81	0.84	0.84	0.85	0.85	0.85	0.85	0.85	0.85	0.85	0.85	0.85
174.375	0.60	0.66	0.80	0.84	0.85	0.85	0.85	0.85	0.85	0.85	0.85	0.85	0.85	0.85
196.875	0.60	0.67	0.81	0.84	0.84	0.85	0.85	0.85	0.85	0.85	0.85	0.85	0.85	0.85

### GSS 07-3

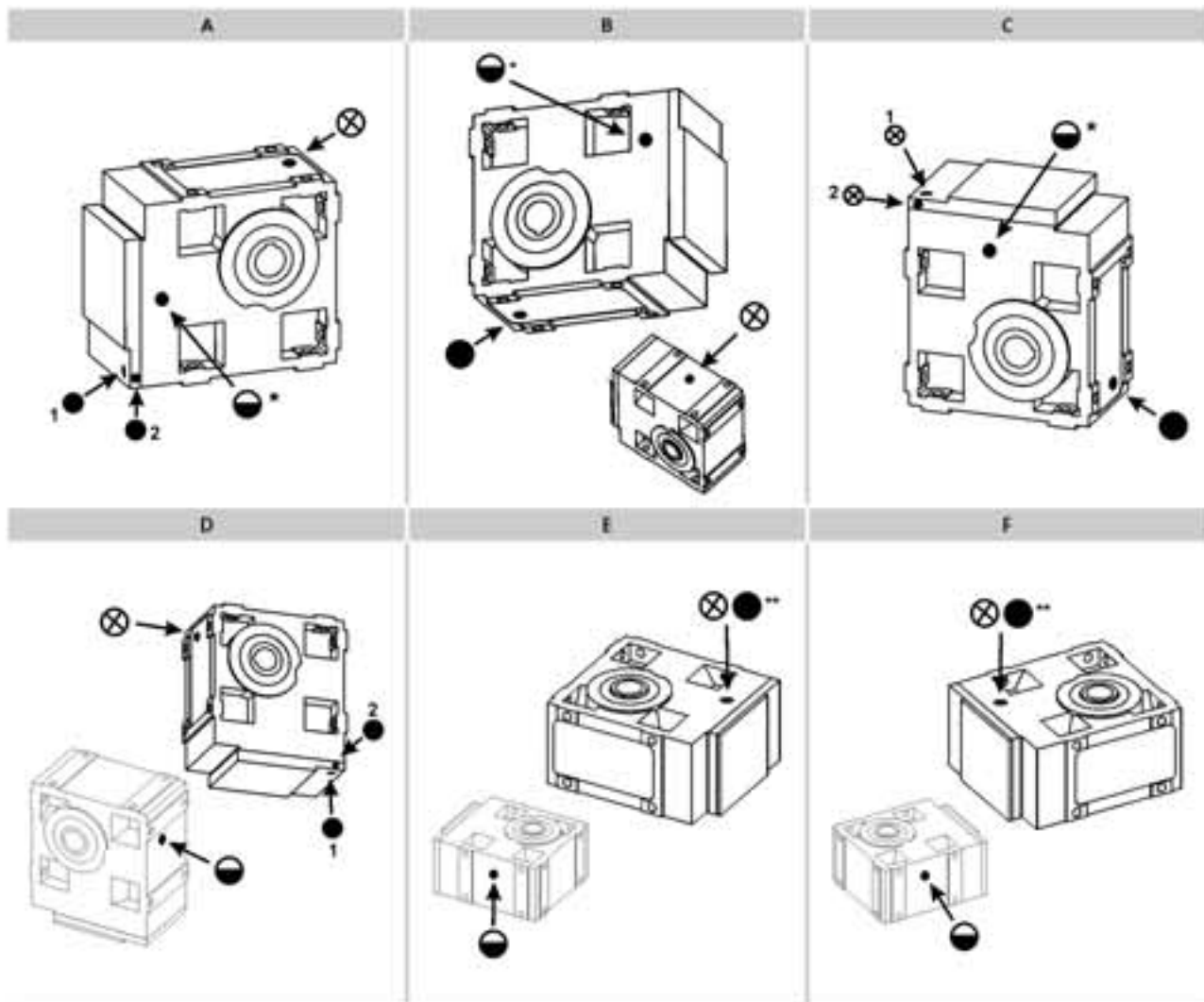
i	Output speed $n_2$ [rpm]													
	1	5	10	16	25									
	Efficiency													
	$\eta_A$	$\eta_{c=1}$	$\eta_{c=1}$	$\eta_{c=1}$	$\eta_{c=1}$	$\eta_{c=1}$								
126.531	0.60	0.66	0.80	0.84	0.85	0.85								
142.857	0.60	0.67	0.81	0.84	0.84	0.85								
155.000	0.60	0.66	0.80	0.84	0.85	0.85								
175.000	0.60	0.67	0.81	0.84	0.84									
201.746	0.60	0.66	0.80	0.84	0.85									
227.778	0.60	0.67	0.81	0.84	0.84									
247.139	0.60	0.66	0.80	0.84	0.85									
279.028	0.60	0.67	0.81	0.84										
321.673	0.60	0.66	0.80	0.84										
363.179	0.60	0.67	0.81	0.84										
394.245	0.60	0.66	0.80	0.84										
445.116	0.60	0.67	0.81											
490.403	0.60	0.66	0.80											
553.681	0.60	0.67	0.81											
634.639	0.60	0.66	0.80											
716.528	0.60	0.67	0.81											
833.556	0.60	0.66												
941.111	0.60	0.67												
1011.633	0.60	0.66												
1142.167	0.60	0.67												
1227.755	0.60	0.66												
1386.175	0.60	0.67												
1569.181	0.60	0.66												
1771.656	0.60	0.67												





### Position of ventilation, sealing elements and oil control

GSS05 ... 07-2



(A ... F) Mounting position

⊗ Ventilation/oil filler plug

● Oil drain plug

◐ Oil control plug

\*On both sides

\*\* Opposite

Pos. 1 Standard

Pos. 2 only with

▶ GSS05-2N □□□ 1D / 2D

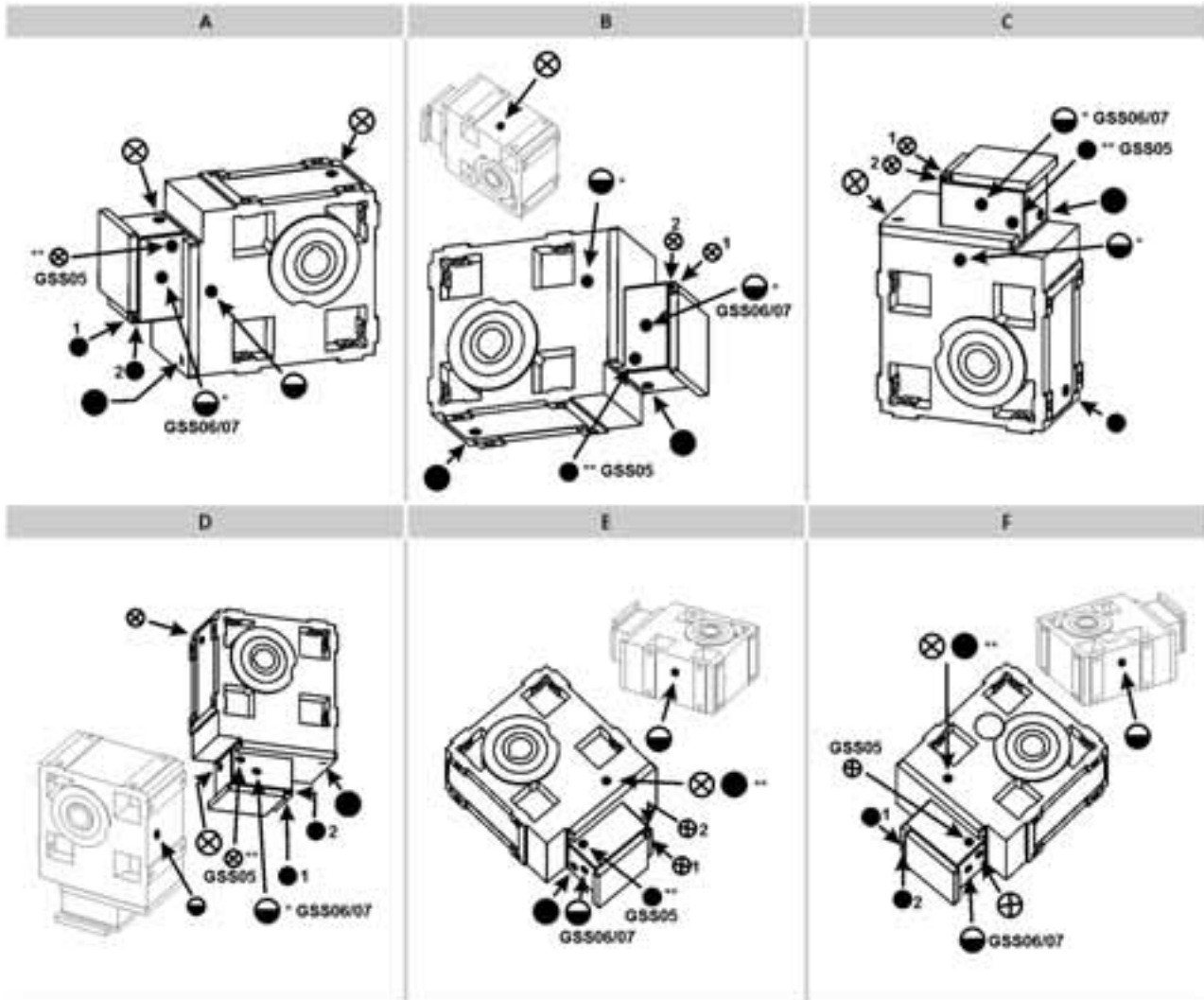
▶ GSS05-2N □□□ 1E ... 5E

▶ GSS06-2W □□□ 1F

▶ GSS07-2N □□□ 1H / 3H

### Position of ventilation, sealing elements and oil control

GSS05 ... 07-3



(A ... F) Mounting position

⊗ Ventilation/oil filler plug

● Oil drain plug

◐ Oil control plug

\*On both sides

\*\* Opposite

Pos. 1 Standard

Pos. 2 only with

▶ GSS07-3N □□□ 1D / 2D

▶ GSS07-3N □□□ 1E ... 5E

### GSS□□-2N H□R

Gearbox size	Drive size														
	1A	1B 2B	5B	□C	□D	1E 2E 3E	4E 5E	1F 2F	3F	1G 3G	2G	5G	1H	3H	5H
04	15	15	18	18	21										
05		25	28	28	30	33	36								
06		37	40	40	43	45	49	47	51						
07				65	68	70	74	72	75	95	92	88	103	99	91

### GSS□□-3N H□R

Gearbox size	Drive size						
	1A	1B 2B	5B	□C	□D	1E 2E 3E	4E 5E
05	25	26	28	29			
06	40	41	44	44	46		
07		70	73	73	75	78	81

### GSS□□-2W H□R

Gearbox size	Drive size						
	1A	1B	1C	1D	1E	1F	1G
04	13	14	16				
05		23	25	27			
06			37	39	43	51	
07				64	67	76	81

### GSS□□-3W H□R

Gearbox size	Drive size			
	1A	1B	1C	1D
05	23	24	26	
06	39	39	41	
07		68	70	72

Weights in [kg] with oil capacity for mounting position A. All data is approximate.

Note the additional weights on page 7-19.



### Gearbox additional weights

Gearbox size	Solid shaft V□□	Second output shaft end V□□	Hollow shaft with shrink disc S□□	Flange □AK	Torque plate housing foot	Torque plate threaded pitch circle
04	0.6	0.2	0.6	2.5	1.3	0.9
05	1.0	0.3	0.8	4.0	2.2	1.3
06	2.5	0.8	1.0	7.0	3.7	2.1
07	5.0	1.5	1.5	11	6.6	3.7

# Helical-worm gearbox selection table

Gearbox with mounting flange

M <sub>2 perm</sub> ≤ 180 Nm			GSS04-2N □□□									
Gearbox	Mounting flange size Motor frame size Flange diameter	i	50 Hz				60 Hz				50 Hz	60 Hz
			P <sub>1perm</sub> [kW]	M <sub>2perm</sub> [Nm]	n <sub>2</sub> [rpm]	η	P <sub>1perm</sub> [kW]	M <sub>2perm</sub> [Nm]	n <sub>2</sub> [rpm]	η	Consultation required for mounting position	
			<b>n<sub>1</sub> = 2800 rpm</b>				<b>n<sub>1</sub> = 3360 rpm</b>					
GSS04 - 2N □□□	1A 63 90	10.827	1.27	42	259	0.90	1.52	42	310	0.90		C, D
		13.810	1.18	50	203	0.91	1.42	50	243	0.90		C, D
		17.360	1.27	67	161	0.88	1.52	67	194	0.89		C, D
		22.143	1.18	79	127	0.88	1.42	79	152	0.88		C, D
		34.100	1.29	132	82	0.88	1.55	132	99	0.88		C, D
		39.200	1.27	136	71	0.80	1.52	136	86	0.80		C, D
		43.917	1.08	141	64	0.87	1.30	142	77	0.87		C, D
		50.000	1.18	160	56	0.79	1.35	153	67	0.80		C, D
		68.200	0.97	180	41	0.80	1.13	177	49	0.81		C, D
		77.000	0.88	180	36	0.78	1.03	177	44	0.79		C, D
		87.833	0.76	180	32	0.79	0.90	180	38	0.80		C, D
		99.167	0.69	180	28	0.77	0.82	180	34	0.78		C, D
		111.318	0.60	180	25	0.79	0.72	180	30	0.79		C, D
		125.682	0.55	180	22	0.76	0.66	180	27	0.77		C, D
		139.500	0.49	180	20	0.77	0.58	180	24	0.78		C, D
		157.500	0.45	180	18	0.75	0.53	180	21	0.76		C, D
		183.786	0.38	180	15	0.76	0.45	180	18	0.77		C, D
		207.500	0.35	180	14	0.74	0.41	180	16	0.75		C, D
GSS04 - 2N □□□ □B	1B 2B 5B 71 63 56C 105 90 Nema	5.639	2.75	47	497	0.89	3.07	43	596	0.88		C, D
		7.733	2.75	65	362	0.90	3.07	60	435	0.89		C, D
		9.042	2.75	75	310	0.89	3.07	70	372	0.89		C, D
		9.897	2.75	84	283	0.90	3.07	78	340	0.90		C, D
		10.827	2.75	92	259	0.90	3.07	85	310	0.90		C, D
		12.400	2.75	103	226	0.89	3.07	96	271	0.89		C, D
		13.810	2.50	107	203	0.91	3.00	107	243	0.90		C, D
		15.869	2.75	132	176	0.89	3.07	123	212	0.89		C, D
		17.360	2.75	144	161	0.88	3.07	134	194	0.89		C, D
		20.417	2.13	119	137	0.80	2.38	111	165	0.80		C, D
		22.143	2.44	162	127	0.88	2.75	153	152	0.88		C, D
		24.800	1.93	134	113	0.82	2.16	125	136	0.82		C, D
		27.125	2.13	173	103	0.88	2.40	163	124	0.88		C, D
		31.738	1.64	146	88	0.82	1.84	136	106	0.82		C, D
		34.100	1.77	180	82	0.88	2.06	176	99	0.88		C, D
		39.200	1.41	150	71	0.80	1.57	141	86	0.80		C, D
		43.917	1.38	180	64	0.87	1.65	180	77	0.87		C, D
		50.000	1.21	163	56	0.79	1.35	153	67	0.80		C, D
		54.250	1.17	175	52	0.81	1.31	164	62	0.81		C, D
		61.250	1.06	174	46	0.79	1.19	164	55	0.79		C, D
		68.200	0.97	180	41	0.80	1.13	177	49	0.81		C, D
		77.000	0.88	180	36	0.78	1.03	177	44	0.79		C, D
		87.833	0.76	180	32	0.79	0.90	180	38	0.80		C, D
		99.167	0.69	180	28	0.77	0.82	180	34	0.78		C, D
		111.318	0.60	180	25	0.79	0.72	180	30	0.79		C, D
		125.682	0.55	180	22	0.76	0.66	180	27	0.77		C, D
		139.500	0.49	180	20	0.77	0.58	180	24	0.78		C, D
		157.500	0.45	180	18	0.75	0.53	180	21	0.76		C, D
GSS04 - 2N □□□ □C	1C 2C 3C 4C 5C 6C 7C 80 71 71 71 56C 63 80 160 160 105 120 Nema 160 120	5.639	3.74	64	497	0.89	3.85	54	596	0.88		C, D
		7.733	3.74	88	362	0.90	4.17	82	435	0.89		C, D
		9.042	3.74	102	310	0.89	4.17	95	372	0.89		C, D
		9.897	3.74	114	283	0.90	4.17	105	340	0.90		C, D
		10.827	3.74	125	259	0.90	4.17	116	310	0.90		C, D
		12.400	3.60	135	226	0.89	4.06	127	271	0.89		C, D
		13.810	3.72	159	203	0.91	4.17	148	243	0.90		C, D
		15.869	3.04	146	176	0.89	3.43	137	212	0.89		C, D
		17.360	2.87	150	161	0.88	3.24	142	194	0.89		C, D
		20.417	2.13	119	137	0.80	2.38	111	165	0.80		C, D
		22.143	2.44	162	127	0.88	2.75	153	152	0.88		C, D
		24.800	1.93	134	113	0.82	2.16	125	136	0.82		C, D
		27.125	2.13	173	103	0.88	2.40	163	124	0.88		C, D
		31.738	1.64	146	88	0.82	1.84	136	106	0.82		C, D
		34.100	1.77	180	82	0.88	2.06	176	99	0.88		C, D
		39.200	1.41	150	71	0.80	1.57	141	86	0.80		C, D
		43.917	1.38	180	64	0.87	1.65	180	77	0.87		C, D

For dimensions, see page 7-70 onwards.

# Helical-worm gearbox selection table

## Gearbox with mounting flange



$M_2 \text{ perm} \leq 180 \text{ Nm}$								GSS04-2N □□□										
Gearbox	Mounting flange size Motor frame size Flange diameter							i	50 Hz				60 Hz				50 Hz	60 Hz
									$P_{1\text{perm}}$	$M_{2\text{perm}}$	$n_2$	$\eta$	$P_{1\text{perm}}$	$M_{2\text{perm}}$	$n_2$	$\eta$	Consultation required for mounting position	
								$n_1 = 2800 \text{ rpm}$				$n_1 = 3360 \text{ rpm}$						
GSS04 - 2N □□□ □C								50.000	1.21	163	56	0.79	1.35	153	67	0.80	C, D	
1C	2C	3C	4C	5C	6C	7C	54.250	1.17	175	52	0.81	1.31	164	62	0.81	C, D		
80	71	71	71	56C	63	80	61.250	1.06	174	46	0.79	1.19	164	55	0.79	C, D		
160	160	105	120	Nema	160	120	68.200	0.97	180	41	0.80	1.13	177	49	0.81	C, D		
								77.000	0.88	180	36	0.78	1.03	177	44	0.79	C, D	
								87.833	0.76	180	32	0.79	0.90	180	38	0.80	C, D	
								99.167	0.69	180	28	0.77	0.82	180	34	0.78	C, D	
GSS04 - 2N □□□ □D								5.639	4.26	73	497	0.89	3.85	54	596	0.88	C, D	
1D	2D	5D						7.733	4.56	108	362	0.90	4.45	87	435	0.89	C, D	
90	80	143/145TC						9.042	4.36	120	310	0.89	4.65	106	372	0.89	C, D	
160	160	Nema						9.897	4.62	141	283	0.90	4.57	115	340	0.90	C, D	
								10.827	4.39	147	259	0.90	4.54	126	310	0.90	C, D	
								12.400	3.60	135	226	0.89	4.06	127	271	0.89	C, D	
								13.810	3.72	159	203	0.91	4.21	150	243	0.90	C, D	
								15.869	3.04	146	176	0.89	3.43	137	212	0.89	C, D	
								17.360	2.87	150	161	0.88	3.24	142	194	0.89	C, D	
								20.417	2.13	119	137	0.80	2.38	111	165	0.80	C, D	
								22.143	2.44	162	127	0.88	2.75	153	152	0.88	C, D	
								24.800	1.93	134	113	0.82	2.16	125	136	0.82	C, D	
								27.125	2.13	173	103	0.88	2.40	163	124	0.88	C, D	
								31.738	1.64	146	88	0.82	1.84	136	106	0.82	C, D	
								39.200	1.41	150	71	0.80	1.57	141	86	0.80	C, D	
								50.000	1.21	163	56	0.79	1.35	153	67	0.80	C, D	
								54.250	1.17	175	52	0.81	1.31	164	62	0.81	C, D	
								61.250	1.06	174	46	0.79	1.19	164	55	0.79	C, D	
								$n_1 = 1400 \text{ rpm}$				$n_1 = 1680 \text{ rpm}$						
GSS04 - 2N □□□ 1A								10.827	0.63	43	129	0.91	0.76	43	155	0.91		
63								13.810	0.59	51	101	0.91	0.71	51	122	0.91		
90								17.360	0.63	66	81	0.88	0.76	66	97	0.88		
								22.143	0.59	77	63	0.87	0.71	78	76	0.87		
								34.100	0.65	129	41	0.86	0.78	130	49	0.86		
								39.200	0.63	133	36	0.78	0.76	133	43	0.79		
								43.917	0.54	138	32	0.85	0.65	139	38	0.86		
								50.000	0.59	155	28	0.77	0.71	157	34	0.78		
								68.200	0.50	180	21	0.78	0.59	180	25	0.78		
								77.000	0.46	180	18	0.75	0.54	180	22	0.76		
								87.833	0.39	180	16	0.76	0.47	180	19	0.77		
								99.167	0.36	180	14	0.74	0.43	180	17	0.75		
								111.318	0.32	180	13	0.75	0.37	180	15	0.76		
								125.682	0.29	180	11	0.73	0.34	180	13	0.74		
								139.500	0.26	180	10	0.74	0.30	180	12	0.75		
								157.500	0.23	180	8.9	0.71	0.28	180	11	0.72		
								183.786	0.20	180	7.6	0.73	0.23	180	9.1	0.74		
								207.500	0.18	180	6.8	0.70	0.22	180	8.1	0.71		
GSS04 - 2N □□□ □B								5.639	1.37	48	248	0.90	1.65	48	298	0.90		
1B	2B	5B						7.733	1.37	66	181	0.91	1.65	66	217	0.91		
71	63	56C						9.042	1.37	75	155	0.88	1.65	75	186	0.89		
105	90	Nema						9.897	1.37	85	142	0.91	1.65	84	170	0.91		
								10.827	1.37	93	129	0.91	1.65	92	155	0.91		
								12.400	1.37	102	113	0.88	1.65	103	136	0.88		
								13.810	1.25	108	101	0.91	1.50	108	122	0.91		
								15.869	1.37	130	88	0.88	1.65	131	106	0.88		
								17.360	1.37	142	81	0.88	1.65	143	97	0.88		
								20.417	1.37	153	69	0.80	1.54	144	82	0.80		
								22.143	1.25	164	63	0.87	1.50	165	76	0.87		
								24.800	1.24	171	57	0.81	1.40	160	68	0.81		
								27.125	1.07	172	52	0.86	1.29	173	62	0.87		
								31.738	1.04	180	44	0.80	1.19	174	53	0.81		
								34.100	0.90	179	41	0.86	1.08	180	49	0.86		
								39.200	0.86	180	36	0.78	1.02	179	43	0.79		
								43.917	0.71	180	32	0.85	0.84	180	38	0.86		

For dimensions, see page 7-70 onwards.

# Helical-worm gearbox selection table

Gearbox with mounting flange

$M_{2\text{ perm}} \leq 180 \text{ Nm}$				GSS04-2N □□□								50 Hz	60 Hz	50 Hz	60 Hz		
				Gearbox	Mounting flange size			i	50 Hz							60 Hz	
Motor frame size	Flange diameter	Flange diameter	$P_{1\text{ perm}}$		$M_{2\text{ perm}}$	$n_2$	$\eta$		$P_{1\text{ perm}}$	$M_{2\text{ perm}}$	$n_2$					$\eta$	50 Hz
						$n_1 = 1400 \text{ rpm}$				$n_1 = 1680 \text{ rpm}$							
GSS04 - 2N □□□ □B																	
	1B	2B	5B		50.000	0.68	180	28	0.77	0.81	180	34	0.78				
	71	63	56C		54.250	0.62	180	26	0.79	0.74	180	31	0.79				
	105	90	Nema		61.250	0.57	180	23	0.76	0.67	180	27	0.77				
					68.200	0.50	180	21	0.78	0.59	180	25	0.78				
					77.000	0.46	180	18	0.75	0.54	180	22	0.76				
					87.833	0.39	180	16	0.76	0.47	180	19	0.77				
					99.167	0.36	180	14	0.74	0.43	180	17	0.75				
					111.318	0.32	180	13	0.75	0.37	180	15	0.76				
					125.682	0.29	180	11	0.73	0.34	180	13	0.74				
					139.500	0.26	180	10	0.74	0.30	180	12	0.75				
					157.500	0.23	180	8.9	0.71	0.28	180	11	0.72				
GSS04 - 2N □□□ □C					5.639	1.87	65	248	0.90	2.24	65	298	0.90				
	1C	2C	3C	4C	5C	6C	7C										
	80	71	71	71	56C	63	80										
	160	160	105	120	Nema	160	120										
					7.733	1.87	90	181	0.91	2.24	89	217	0.91				
					9.042	1.87	102	155	0.88	2.24	102	186	0.89				
					9.897	1.87	115	142	0.91	2.24	115	170	0.91				
					10.827	1.87	126	129	0.91	2.24	126	155	0.91				
					12.400	1.87	139	113	0.88	2.24	139	136	0.88				
					13.810	1.87	161	101	0.91	2.24	161	122	0.91				
					15.869	1.87	177	88	0.88	2.18	173	106	0.88				
					17.360	1.74	180	81	0.88	2.05	178	97	0.88				
					20.417	1.38	153	69	0.80	1.54	144	82	0.80				
					22.143	1.37	180	63	0.87	1.64	180	76	0.87				
					24.800	1.24	171	57	0.81	1.40	160	68	0.81				
					27.125	1.13	180	52	0.86	1.34	180	62	0.87				
					31.738	1.04	180	44	0.80	1.19	174	53	0.81				
					34.100	0.90	180	41	0.86	1.08	180	49	0.86				
					39.200	0.86	180	36	0.78	1.02	179	43	0.79				
					43.917	0.71	180	32	0.85	0.84	180	38	0.86				
					50.000	0.68	180	28	0.77	0.81	180	34	0.78				
					54.250	0.62	180	26	0.79	0.74	180	31	0.79				
					61.250	0.57	180	23	0.76	0.67	180	27	0.77				
					68.200	0.50	180	21	0.78	0.59	180	25	0.78				
					77.000	0.46	180	18	0.75	0.54	180	22	0.76				
					87.833	0.39	180	16	0.76	0.47	180	19	0.77				
					99.167	0.36	180	14	0.74	0.43	180	17	0.75				
GSS04 - 2N □□□ □D					5.639	2.31	80	248	0.90	2.77	80	298	0.90				
	1D	2D	5D		7.733	2.31	111	181	0.91	2.77	110	217	0.91				
	90	80	143/145TC		9.042	2.31	126	155	0.88	2.77	126	186	0.89				
	160	160	Nema		9.897	2.31	142	142	0.91	2.77	142	170	0.91				
					10.827	2.31	156	129	0.91	2.77	155	155	0.91				
					12.400	2.29	170	113	0.88	2.58	160	136	0.88				
					13.810	1.89	163	101	0.91	2.26	162	122	0.91				
					15.869	1.90	180	88	0.88	2.18	173	106	0.88				
					17.360	1.74	180	81	0.88	2.05	178	97	0.88				
					20.417	1.38	153	69	0.80	1.54	144	82	0.80				
					22.143	1.37	180	63	0.87	1.64	180	76	0.87				
					24.800	1.24	171	57	0.81	1.40	160	68	0.81				
					27.125	1.13	180	52	0.86	1.34	180	62	0.87				
					31.738	1.04	180	44	0.80	1.19	174	53	0.81				
					39.200	0.86	180	36	0.78	1.02	179	43	0.79				
					50.000	0.68	180	28	0.77	0.81	180	34	0.78				
					54.250	0.62	180	26	0.79	0.74	180	31	0.79				
					61.250	0.57	180	23	0.76	0.67	180	27	0.77				
GSS04 - 2N □□□ 1A					10.827	0.32	43	65	0.92	0.38	43	78	0.91				
	63				13.810	0.30	51	51	0.91	0.35	51	61	0.91				
	90				17.360	0.32	65	40	0.86	0.38	65	48	0.86				
					22.143	0.30	76	32	0.85	0.35	76	38	0.86				
					34.100	0.32	125	21	0.83	0.39	126	25	0.84				
					39.200	0.32	128	18	0.75	0.38	129	21	0.76				
					43.917	0.27	133	16	0.82	0.32	134	19	0.83				

For dimensions, see page 7-70 onwards.



# Helical-worm gearbox selection table

## Gearbox with mounting flange



$M_2 \text{ perm} \leq 180 \text{ Nm}$		GSS04-2N □□□											
		i	50 Hz				60 Hz				50 Hz	60 Hz	
Gearbox	Mounting flange size Motor frame size Flange diameter		$P_{1\text{perm}}$	$M_{2\text{perm}}$	$n_2$	$\eta$	$P_{1\text{perm}}$	$M_{2\text{perm}}$	$n_2$	$\eta$	Consultation required for mounting position		
		[kW]	[Nm]	[rpm]		[kW]	[Nm]	[rpm]					
		$n_1 = 700 \text{ rpm}$				$n_1 = 840 \text{ rpm}$							
GSS04 - 2N □□□ 1A 63 90		50.000	0.30	149	14	0.74	0.35	151	17	0.75			
		68.200	0.26	180	10	0.74	0.31	180	12	0.75			
		77.000	0.24	180	9.1	0.71	0.28	180	11	0.73			
		87.833	0.21	180	8.0	0.73	0.24	180	9.6	0.74			
		99.167	0.19	180	7.1	0.70	0.22	180	8.5	0.71			
		111.318	0.17	180	6.3	0.71	0.20	180	7.6	0.73			
		125.682	0.15	180	5.6	0.68	0.18	180	6.7	0.70			
		139.500	0.14	180	5.0	0.69	0.16	180	6.0	0.71			
		157.500	0.13	180	4.4	0.67	0.15	180	5.3	0.68			
		183.786	0.10	169	3.8	0.67	0.12	173	4.6	0.69			
		207.500	0.10	180	3.4	0.64	0.12	180	4.1	0.66			
	GSS04 - 2N □□□ □B 1B 2B 5B 71 63 56C 105 90 Nema		5.639	0.73	51	124	0.91	0.87	51	149	0.91		
			7.733	0.73	70	91	0.92	0.87	70	109	0.91		
		9.042	0.73	78	77	0.87	0.87	79	93	0.88			
		9.897	0.78	96	71	0.92	0.93	96	85	0.92			
		10.827	0.74	100	65	0.92	0.89	100	78	0.91			
		12.400	0.73	106	57	0.87	0.87	107	68	0.87			
		13.810	0.63	107	51	0.91	0.75	108	61	0.91			
		15.869	0.78	145	44	0.86	0.93	145	53	0.87			
		17.360	0.74	151	40	0.86	0.89	151	48	0.86			
		20.417	0.73	158	34	0.78	0.87	159	41	0.79			
		22.143	0.63	160	32	0.85	0.75	162	38	0.86			
		24.800	0.67	180	28	0.79	0.80	180	34	0.80			
		27.125	0.54	167	26	0.84	0.64	169	31	0.85			
		31.738	0.53	180	22	0.78	0.63	180	27	0.79			
		34.100	0.45	174	21	0.83	0.54	175	25	0.84			
		39.200	0.45	180	18	0.75	0.53	180	21	0.76			
		43.917	0.36	177	16	0.82	0.43	179	19	0.83			
		50.000	0.36	180	14	0.74	0.42	180	17	0.75			
		54.250	0.32	180	13	0.75	0.38	180	16	0.76			
		61.250	0.30	180	11	0.73	0.35	180	14	0.74			
		68.200	0.26	180	10	0.74	0.31	180	12	0.75			
		77.000	0.24	180	9.1	0.71	0.28	180	11	0.73			
		87.833	0.21	180	8.0	0.73	0.24	180	9.6	0.74			
		99.167	0.19	180	7.1	0.70	0.22	180	8.5	0.71			
	111.318	0.17	180	6.3	0.71	0.20	180	7.6	0.73				
	125.682	0.15	180	5.6	0.68	0.18	180	6.7	0.70				
	139.500	0.14	180	5.0	0.69	0.16	180	6.0	0.71				
	157.500	0.13	180	4.4	0.67	0.15	180	5.3	0.68				
GSS04 - 2N □□□ □C 1C 2C 3C 4C 5C 6C 7C 80 71 71 71 56C 63 80 160 160 105 120 Nema 160 120		5.639	1.25	88	124	0.91	1.50	87	149	0.91			
		7.733	1.25	120	91	0.92	1.50	120	109	0.91			
		9.042	1.25	134	77	0.87	1.50	135	93	0.88			
		9.897	1.21	149	71	0.92	1.45	149	85	0.92			
		10.827	1.15	156	65	0.92	1.38	155	78	0.91			
		12.400	1.23	180	57	0.87	1.47	180	68	0.87			
		13.810	0.94	162	51	0.91	1.13	163	61	0.91			
		15.869	0.97	180	44	0.86	1.15	180	53	0.87			
		17.360	0.89	180	40	0.86	1.06	180	48	0.86			
		20.417	0.83	180	34	0.78	0.99	180	41	0.79			
		22.143	0.70	180	32	0.85	0.84	180	38	0.86			
		24.800	0.67	180	28	0.79	0.80	180	34	0.80			
		27.125	0.58	180	26	0.84	0.69	180	31	0.85			
		31.738	0.53	180	22	0.78	0.63	180	27	0.79			
		34.100	0.47	180	21	0.83	0.55	180	25	0.84			
		39.200	0.45	180	18	0.75	0.53	180	21	0.76			
		43.917	0.37	180	16	0.82	0.44	180	19	0.83			
		50.000	0.36	180	14	0.74	0.42	180	17	0.75			
		54.250	0.32	180	13	0.75	0.38	180	16	0.76			
		61.250	0.30	180	11	0.73	0.35	180	14	0.74			
		68.200	0.26	180	10	0.74	0.31	180	12	0.75			
		77.000	0.24	180	9.1	0.71	0.28	180	11	0.73			
		87.833	0.21	180	8.0	0.73	0.24	180	9.6	0.74			
		99.167	0.19	180	7.1	0.70	0.22	180	8.5	0.71			

For dimensions, see page 7-70 onwards.

# Helical-worm gearbox selection table

Gearbox with mounting flange

$M_{2\text{ perm}} \leq 180\text{ Nm}$			GSS04-2N □□□									
Gearbox	Mounting flange size Motor frame size Flange diameter	i	50 Hz				60 Hz				50 Hz	60 Hz
			$P_{1\text{ perm}}$	$M_{2\text{ perm}}$	$n_2$	$\eta$	$P_{1\text{ perm}}$	$M_{2\text{ perm}}$	$n_2$	$\eta$	Consultation required for mounting position	
			[kW]	[Nm]	[rpm]		[kW]	[Nm]	[rpm]			
			<b><math>n_1 = 700\text{ rpm}</math></b>				<b><math>n_1 = 840\text{ rpm}</math></b>					
GSS04 - 2N □□□ □D		5.639	1.54	108	124	0.91	1.85	108	149	0.91		
1D 2D 5D		7.733	1.54	149	91	0.92	1.85	148	109	0.91		
90 80 143/145TC		9.042	1.54	166	77	0.87	1.85	167	93	0.88		
160 160 Nema		9.897	1.30	161	71	0.92	1.56	161	85	0.92		
		10.827	1.20	162	65	0.92	1.44	161	78	0.91		
		12.400	1.23	180	57	0.87	1.47	180	68	0.87		
		13.810	0.94	162	51	0.91	1.13	163	61	0.91		
		15.869	0.97	180	44	0.86	1.15	180	53	0.87		
		17.360	0.89	180	40	0.86	1.06	180	48	0.86		
		20.417	0.83	180	34	0.78	0.99	180	41	0.79		
		22.143	0.70	180	32	0.85	0.84	180	38	0.86		
		24.800	0.67	180	28	0.79	0.80	180	34	0.80		
		27.125	0.58	180	26	0.84	0.69	180	31	0.85		
		31.738	0.53	180	22	0.78	0.63	180	27	0.79		
		39.200	0.45	180	18	0.75	0.53	180	21	0.76		
		50.000	0.36	180	14	0.74	0.42	180	17	0.75		
		54.250	0.32	180	13	0.75	0.38	180	16	0.76		
		61.250	0.30	180	11	0.73	0.35	180	14	0.74		

For dimensions, see page 7-70 onwards.

# Helical-worm gearbox selection table

## Gearbox with mounting flange



$M_2 \text{ perm} \leq 360 \text{ Nm}$				GSS05-2N □□□									
				50 Hz				60 Hz				50 Hz	60 Hz
Gearbox	Mounting flange size	Motor frame size	Flange diameter	i	P <sub>1perm</sub>	M <sub>2perm</sub>	n <sub>2</sub>	η	P <sub>1perm</sub>	M <sub>2perm</sub>	n <sub>2</sub>	η	Consultation required for mounting position
					[kW]	[Nm]	[rpm]		[kW]	[Nm]	[rpm]		
					$n_1 = 2800 \text{ rpm}$				$n_1 = 3360 \text{ rpm}$				
GSS05 - 2N □□□ □B				10.827	2.75	92	259	0.91	3.07	86	310	0.91	C, D
	1B	5B		13.810	2.75	118	203	0.91	3.07	110	243	0.91	C, D
	71	56C		17.360	2.75	144	161	0.88	3.07	134	194	0.88	C, D
	105	Nema		22.143	2.75	184	127	0.89	3.07	171	152	0.89	C, D
				35.306	2.13	228	79	0.89	2.56	228	95	0.89	C, D
				39.200	2.31	248	71	0.81	2.59	231	86	0.80	C, D
				43.917	1.78	237	64	0.89	2.14	237	77	0.89	C, D
				50.000	1.97	272	56	0.81	2.21	253	67	0.81	C, D
				70.611	1.59	316	40	0.82	1.79	296	48	0.82	C, D
				79.722	1.47	323	35	0.81	1.65	302	42	0.81	C, D
				87.833	1.39	342	32	0.82	1.56	320	38	0.82	C, D
				99.167	1.28	350	28	0.81	1.43	327	34	0.81	C, D
				113.667	1.13	360	25	0.82	1.32	352	30	0.82	C, D
				128.333	1.02	360	22	0.81	1.22	360	26	0.81	C, D
				137.950	0.93	360	20	0.82	1.11	360	24	0.82	C, D
				155.750	0.84	360	18	0.81	1.00	360	22	0.81	C, D
				176.313	0.73	360	16	0.82	0.87	360	19	0.82	C, D
				199.063	0.66	360	14	0.80	0.79	360	17	0.81	C, D
GSS05 - 2N □□□ □C				9.897	3.74	115	283	0.91	4.17	106	340	0.91	C, D
	1C	2C	3C	10.827	3.74	126	259	0.91	4.17	117	310	0.91	C, D
	80	71	71	13.810	3.74	161	203	0.91	4.17	149	243	0.91	C, D
				15.869	3.74	179	176	0.88	4.17	166	212	0.88	C, D
				17.360	3.74	196	161	0.88	4.17	182	194	0.88	C, D
				22.143	3.74	250	127	0.89	4.17	233	152	0.89	C, D
				27.125	3.46	284	103	0.89	3.90	267	124	0.89	C, D
				31.738	2.65	235	88	0.82	2.98	219	106	0.82	C, D
				35.306	2.90	310	79	0.89	3.27	291	95	0.89	C, D
				39.200	2.31	248	71	0.81	2.59	231	86	0.80	C, D
				43.917	2.51	334	64	0.89	2.83	313	77	0.89	C, D
				50.000	1.97	272	56	0.81	2.21	253	67	0.81	C, D
				54.250	1.89	288	52	0.82	2.12	269	62	0.82	C, D
				61.250	1.74	293	46	0.81	1.95	274	55	0.81	C, D
				70.611	1.59	316	40	0.82	1.79	296	48	0.82	C, D
				79.722	1.47	323	35	0.81	1.65	302	42	0.81	C, D
				87.833	1.39	342	32	0.82	1.56	320	38	0.82	C, D
				99.167	1.28	350	28	0.81	1.43	327	34	0.81	C, D
				113.667	1.13	360	25	0.82	1.32	352	30	0.82	C, D
				128.333	1.02	360	22	0.81	1.22	360	26	0.81	C, D
				137.950	0.93	360	20	0.82	1.11	360	24	0.82	C, D
				155.750	0.84	360	18	0.81	1.00	360	22	0.81	C, D
GSS05 - 2N □□□ □D				5.639	4.62	80	497	0.90	5.15	74	596	0.90	C, D
	1D	2D	5D	7.733	4.62	110	362	0.91	5.15	102	435	0.90	C, D
	90	80	143/145TC	9.042	4.62	124	310	0.87	5.15	114	372	0.86	C, D
				9.897	4.62	142	283	0.91	5.15	131	340	0.91	C, D
				10.827	4.62	155	259	0.91	5.15	144	310	0.91	C, D
				12.400	4.62	172	226	0.88	5.15	159	271	0.88	C, D
				13.810	4.62	199	203	0.91	5.15	184	243	0.91	C, D
				15.869	4.62	221	176	0.88	5.15	205	212	0.88	C, D
				17.360	4.62	242	161	0.88	5.15	225	194	0.88	C, D
				20.417	3.21	175	137	0.79	3.14	141	165	0.77	C, D
				22.143	3.96	266	127	0.89	4.47	249	152	0.89	C, D
				24.800	3.11	214	113	0.81	3.49	199	136	0.81	C, D
				27.125	3.46	284	103	0.89	3.90	267	124	0.89	C, D
				31.738	2.65	235	88	0.82	2.98	219	106	0.82	C, D
				35.306	2.90	310	79	0.89	3.27	291	95	0.89	C, D
				39.200	2.31	248	71	0.81	2.59	231	86	0.80	C, D
				43.917	2.51	334	64	0.89	2.83	313	77	0.89	C, D
				50.000	1.97	272	56	0.81	2.21	253	67	0.81	C, D
				54.250	1.89	288	52	0.82	2.12	269	62	0.82	C, D
				61.250	1.74	293	46	0.81	1.95	274	55	0.81	C, D
				70.611	1.59	316	40	0.82	1.79	296	48	0.82	C, D
				79.722	1.47	323	35	0.81	1.65	302	42	0.81	C, D
				87.833	1.39	342	32	0.82	1.56	320	38	0.82	C, D
				99.167	1.28	350	28	0.81	1.43	327	34	0.81	C, D

For dimensions, see page 7-70 onwards.

# Helical-worm gearbox selection table

Gearbox with mounting flange

$M_2 \text{ perm} \leq 360 \text{ Nm}$						GSS05-2N □□□										
Gearbox	Mounting flange size Motor frame size Flange diameter					i	50 Hz				60 Hz				50 Hz	60 Hz
							$P_{1\text{perm}}$	$M_{2\text{perm}}$	$n_2$	$\eta$	$P_{1\text{perm}}$	$M_{2\text{perm}}$	$n_2$	$\eta$	Consultation required for mounting position	
						<b><math>n_1 = 2800 \text{ rpm}</math></b>				<b><math>n_1 = 3360 \text{ rpm}</math></b>						
GSS05 - 2N □□□ □E						5.639	7.85	136	497	0.90	8.31	119	596	0.90	C, D	
1E 1E 2E 3E 4E 5E						7.733	7.13	170	362	0.91	7.54	150	435	0.90	C, D	
100 112 90 80 90 182/184TC						9.042	6.00	161	310	0.87	5.71	127	372	0.86	C, D	
160 160 160 160 200 Nema						9.897	6.63	203	283	0.91	7.00	179	340	0.91	C, D	
						10.827	6.45	217	259	0.91	6.81	190	310	0.91	C, D	
						12.400	5.86	218	226	0.88	6.05	187	271	0.88	C, D	
						13.810	6.01	258	203	0.91	6.34	227	243	0.91	C, D	
						15.869	4.95	237	176	0.88	5.58	222	212	0.88	C, D	
						17.360	4.67	245	161	0.88	5.26	229	194	0.88	C, D	
						20.417	3.21	175	137	0.79	3.14	141	165	0.77	C, D	
						22.143	3.96	266	127	0.89	4.47	249	152	0.89	C, D	
						24.800	3.11	214	113	0.81	3.49	199	136	0.81	C, D	
						27.125	3.46	284	103	0.89	3.90	267	124	0.89	C, D	
						31.738	2.65	235	88	0.82	2.98	219	106	0.82	C, D	
						39.200	2.31	248	71	0.81	2.59	231	86	0.80	C, D	
						50.000	1.97	272	56	0.81	2.21	253	67	0.81	C, D	
						54.250	1.89	288	52	0.82	2.12	269	62	0.82	C, D	
						61.250	1.74	293	46	0.81	1.95	274	55	0.81	C, D	
						<b><math>n_1 = 1400 \text{ rpm}</math></b>				<b><math>n_1 = 1680 \text{ rpm}</math></b>						
GSS05 - 2N □□□ □B						10.827	1.37	93	129	0.92	1.65	93	155	0.92		
1B 5B						13.810	1.37	119	101	0.92	1.65	119	122	0.92		
71 56C						17.360	1.37	144	81	0.89	1.65	144	97	0.89		
105 Nema						22.143	1.37	184	63	0.89	1.65	184	76	0.89		
						35.306	1.07	228	40	0.89	1.28	228	48	0.89		
						39.200	1.37	298	36	0.81	1.65	297	43	0.81		
						43.917	0.89	237	32	0.89	1.07	237	38	0.89		
						50.000	1.28	353	28	0.81	1.43	329	34	0.81		
						70.611	0.91	360	20	0.82	1.09	360	24	0.82		
						79.722	0.82	360	18	0.81	0.98	360	21	0.81		
						87.833	0.73	360	16	0.82	0.88	360	19	0.82		
						99.167	0.66	360	14	0.80	0.79	360	17	0.81		
						113.667	0.57	360	12	0.81	0.68	360	15	0.82		
						128.333	0.52	360	11	0.79	0.62	360	13	0.80		
						137.950	0.48	360	10	0.80	0.57	360	12	0.81		
						155.750	0.43	360	9.0	0.78	0.52	360	11	0.79		
						176.313	0.38	360	7.9	0.79	0.45	360	9.5	0.80		
						199.063	0.35	360	7.0	0.77	0.41	360	8.4	0.78		
GSS05 - 2N □□□ □C						9.897	1.87	116	142	0.92	2.24	115	170	0.91		
1C 2C 3C 4C 5C 6C 7C						10.827	1.87	126	129	0.92	2.24	126	155	0.92		
80 71 71 71 56C 63 80						13.810	1.87	161	101	0.92	2.24	161	122	0.92		
160 160 105 120 Nema 160 120						15.869	1.87	180	88	0.89	2.24	180	106	0.89		
						17.360	1.87	196	81	0.89	2.24	196	97	0.89		
						22.143	1.87	251	63	0.89	2.24	251	76	0.89		
						27.125	1.87	307	52	0.89	2.24	307	62	0.89		
						31.738	1.71	305	44	0.82	1.92	286	53	0.82		
						35.306	1.66	354	40	0.89	1.99	355	48	0.89		
						39.200	1.49	323	36	0.81	1.67	301	43	0.81		
						43.917	1.36	360	32	0.89	1.63	360	38	0.89		
						50.000	1.28	353	28	0.81	1.43	329	34	0.81		
						54.250	1.18	360	26	0.82	1.37	347	31	0.82		
						61.250	1.06	360	23	0.81	1.26	355	27	0.81		
						70.611	0.91	360	20	0.82	1.09	360	24	0.82		
						79.722	0.82	360	18	0.81	0.98	360	21	0.81		
						87.833	0.73	360	16	0.82	0.88	360	19	0.82		
						99.167	0.66	360	14	0.80	0.79	360	17	0.81		
						113.667	0.57	360	12	0.81	0.68	360	15	0.82		
						128.333	0.52	360	11	0.79	0.62	360	13	0.80		
						137.950	0.48	360	10	0.80	0.57	360	12	0.81		
						155.750	0.43	360	9.0	0.78	0.52	360	11	0.79		

For dimensions, see page 7-70 onwards.

# Helical-worm gearbox selection table

## Gearbox with mounting flange



$M_2 \text{ perm} \leq 360 \text{ Nm}$		GSS05-2N □□□											
Gearbox	Mounting flange size Motor frame size Flange diameter	i	50 Hz				60 Hz				50 Hz	60 Hz	
			$P_{1\text{perm}}$	$M_{2\text{perm}}$	$n_2$	$\eta$	$P_{1\text{perm}}$	$M_{2\text{perm}}$	$n_2$	$\eta$	Consultation required for mounting position		
				$n_1 = 1400 \text{ rpm}$				$n_1 = 1680 \text{ rpm}$					
				[kW]	[Nm]	[rpm]		[kW]	[Nm]	[rpm]			
GSS05 - 2N □□□ □D 1D 2D 5D 90 80 143/145TC 160 160 Nema	5.639		2.31	81	248	0.91	2.77	81	298	0.91			
	7.733		2.31	111	181	0.91	2.77	111	217	0.91			
	9.042		2.31	126	155	0.89	2.77	126	186	0.88			
	9.897		2.31	143	142	0.92	2.77	143	170	0.91			
	10.827		2.31	156	129	0.92	2.77	156	155	0.92			
	12.400		2.31	173	113	0.89	2.77	173	136	0.89			
	13.810		2.31	199	101	0.92	2.77	199	122	0.92			
	15.869		2.31	222	88	0.89	2.77	222	106	0.89			
	17.360		2.31	243	81	0.89	2.77	243	97	0.89			
	20.417		2.26	253	69	0.81	2.53	236	82	0.80			
	22.143		2.31	310	63	0.89	2.77	310	76	0.89			
	24.800		2.01	280	57	0.82	2.25	261	68	0.82			
	27.125		2.19	360	52	0.89	2.48	339	62	0.89			
	31.738		1.71	305	44	0.82	1.92	286	53	0.82			
	35.306		1.68	360	40	0.89	2.02	360	48	0.89			
	39.200		1.49	323	36	0.81	1.67	301	43	0.81			
	43.917		1.36	360	32	0.89	1.63	360	38	0.89			
	50.000		1.28	353	28	0.81	1.43	329	34	0.81			
54.250		1.18	360	26	0.82	1.37	347	31	0.82				
61.250		1.06	360	23	0.81	1.26	355	27	0.81				
70.611		0.91	360	20	0.82	1.09	360	24	0.82				
79.722		0.82	360	18	0.81	0.98	360	21	0.81				
87.833		0.73	360	16	0.82	0.88	360	19	0.82				
99.167		0.66	360	14	0.80	0.79	360	17	0.81				
GSS05 - 2N □□□ □E 1E 1E 2E 3E 4E 5E 100 112 90 80 90 182/184TC 160 160 160 160 200 Nema	5.639		5.68	199	248	0.91	6.73	196	298	0.91			
	7.733		5.54	267	181	0.91	6.13	246	217	0.91			
	9.042		4.60	251	155	0.89	5.18	235	186	0.88			
	9.897		4.39	271	142	0.92	5.26	271	170	0.91			
	10.827		4.03	272	129	0.92	4.83	272	155	0.92			
	12.400		3.71	279	113	0.89	4.19	262	136	0.89			
	13.810		3.18	275	101	0.92	3.81	274	122	0.92			
	15.869		3.14	301	88	0.89	3.54	283	106	0.89			
	17.360		2.96	311	81	0.89	3.34	292	97	0.89			
	20.417		2.26	253	69	0.81	2.53	236	82	0.80			
	22.143		2.51	337	63	0.89	2.83	317	76	0.89			
	24.800		2.01	280	57	0.82	2.25	261	68	0.82			
	27.125		2.19	360	52	0.89	2.48	339	62	0.89			
	31.738		1.71	305	44	0.82	1.92	286	53	0.82			
	39.200		1.49	323	36	0.81	1.67	301	43	0.81			
	50.000		1.28	353	28	0.81	1.43	329	34	0.81			
	54.250		1.18	360	26	0.82	1.37	347	31	0.82			
	61.250		1.06	360	23	0.81	1.26	355	27	0.81			
GSS05 - 2N □□□ □B 1B 5B 71 56C 105 Nema	10.827		0.73	96	65	0.90	0.87	94	78	0.87			
	13.810		0.77	133	51	0.91	0.93	131	61	0.90			
	17.360		0.73	153	40	0.89	0.87	153	48	0.89			
	22.143		0.77	207	32	0.89	0.93	207	38	0.89			
	35.306		0.53	224	20	0.87	0.64	226	24	0.88			
	39.200		0.73	315	18	0.81	0.87	315	21	0.81			
	43.917		0.45	231	16	0.86	0.54	233	19	0.87			
	50.000		0.66	360	14	0.80	0.78	360	17	0.81			
	70.611		0.47	360	9.9	0.80	0.56	360	12	0.81			
	79.722		0.43	360	8.8	0.78	0.50	360	11	0.79			
	87.833		0.38	360	8.0	0.79	0.45	360	9.6	0.80			
	99.167		0.35	360	7.1	0.77	0.41	360	8.5	0.78			
	113.667		0.30	360	6.2	0.77	0.36	360	7.4	0.78			
	128.333		0.28	360	5.5	0.75	0.32	360	6.6	0.76			
	137.950		0.26	360	5.1	0.75	0.30	360	6.1	0.77			
	155.750		0.23	360	4.5	0.73	0.27	360	5.4	0.75			
	176.313		0.20	352	4.0	0.73	0.24	360	4.8	0.74			
	199.063		0.19	360	3.5	0.70	0.22	360	4.2	0.72			

For dimensions, see page 7-70 onwards.

# Helical-worm gearbox selection table

Gearbox with mounting flange

M <sub>2 perm</sub> ≤ 360 Nm							GSS05-2N □□□												
Gearbox	Mounting flange size Motor frame size Flange diameter						i	50 Hz				60 Hz				50 Hz		60 Hz	
								P <sub>1perm</sub>	M <sub>2perm</sub>	n <sub>2</sub>	η	P <sub>1perm</sub>	M <sub>2perm</sub>	n <sub>2</sub>	η	Consultation required for mounting position			
							n <sub>1</sub> = 700 rpm				n <sub>1</sub> = 840 rpm								
							[kW]	[Nm]	[rpm]		[kW]	[Nm]	[rpm]						
GSS05 - 2N □□□ □C							9.897	1.25	149	71	0.89	1.50	154	85	0.92				
1C	2C	3C	4C	5C	6C	7C	10.827	1.25	165	65	0.90	1.50	160	78	0.87				
80	71	71	71	56C	63	80	13.810	1.20	207	51	0.91	1.44	205	61	0.90				
160	160	105	120	Nema	160	120	15.869	1.25	239	44	0.89	1.50	240	53	0.89				
							17.360	1.25	262	40	0.89	1.50	262	48	0.89				
							22.143	1.20	322	32	0.89	1.44	322	38	0.89				
							27.125	1.03	337	26	0.88	1.24	339	31	0.88				
							31.738	1.01	360	22	0.82	1.21	360	27	0.82				
							35.306	0.83	349	20	0.87	1.00	351	24	0.88				
							39.200	0.83	360	18	0.81	1.00	360	21	0.81				
							43.917	0.69	358	16	0.86	0.83	360	19	0.87				
							50.000	0.66	360	14	0.80	0.78	360	17	0.81				
							54.250	0.60	360	13	0.81	0.71	360	16	0.82				
							61.250	0.54	360	11	0.79	0.64	360	14	0.80				
							70.611	0.47	360	9.9	0.80	0.56	360	12	0.81				
							79.722	0.43	360	8.8	0.78	0.50	360	11	0.79				
							87.833	0.38	360	8.0	0.79	0.45	360	9.6	0.80				
							99.167	0.35	360	7.1	0.77	0.41	360	8.5	0.78				
							113.667	0.30	360	6.2	0.77	0.36	360	7.4	0.78				
							128.333	0.28	360	5.5	0.75	0.32	360	6.6	0.76				
							137.950	0.26	360	5.1	0.75	0.30	360	6.1	0.77				
							155.750	0.23	360	4.5	0.73	0.27	360	5.4	0.75				
GSS05 - 2N □□□ □D							5.639	1.54	108	124	0.92	1.85	108	149	0.92				
1D	2D	5D					7.733	1.54	149	91	0.92	1.85	149	109	0.92				
90	80	143/145TC					9.042	1.54	169	77	0.89	1.85	169	93	0.89				
160	160	Nema					9.897	1.54	184	71	0.89	1.85	191	85	0.92				
							10.827	1.54	204	65	0.90	1.85	198	78	0.87				
							12.400	1.54	231	57	0.89	1.85	231	68	0.89				
							13.810	1.54	264	51	0.91	1.85	262	61	0.90				
							15.869	1.54	296	44	0.89	1.85	296	53	0.89				
							17.360	1.54	323	40	0.89	1.85	324	48	0.89				
							20.417	1.46	330	34	0.81	1.64	308	41	0.81				
							22.143	1.35	360	32	0.89	1.61	360	38	0.89				
							24.800	1.29	360	28	0.82	1.45	338	34	0.82				
							27.125	1.10	360	26	0.88	1.32	360	31	0.88				
							31.738	1.01	360	22	0.82	1.21	360	27	0.82				
							35.306	0.86	360	20	0.87	1.02	360	24	0.88				
							39.200	0.83	360	18	0.81	1.00	360	21	0.81				
							43.917	0.70	360	16	0.86	0.83	360	19	0.87				
							50.000	0.66	360	14	0.80	0.78	360	17	0.81				
							54.250	0.60	360	13	0.81	0.71	360	16	0.82				
							61.250	0.54	360	11	0.79	0.64	360	14	0.80				
							70.611	0.47	360	9.9	0.80	0.56	360	12	0.81				
							79.722	0.43	360	8.8	0.78	0.50	360	11	0.79				
							87.833	0.38	360	8.0	0.79	0.45	360	9.6	0.80				
							99.167	0.35	360	7.1	0.77	0.41	360	8.5	0.78				
GSS05 - 2N □□□ □E							5.639	2.84	200	124	0.92	3.41	200	149	0.92				
1E	1E	2E	3E	4E	5E		7.733	2.77	268	91	0.92	3.32	268	109	0.92				
100	112	90	80	90	182/184TC		9.042	2.84	311	77	0.89	3.29	300	93	0.89				
160	160	160	160	200	Nema		9.897	2.19	263	71	0.89	2.63	272	85	0.92				
							10.827	2.01	267	65	0.90	2.42	259	78	0.87				
							12.400	2.35	354	57	0.89	2.65	332	68	0.89				
							13.810	1.59	273	51	0.91	1.91	270	61	0.90				
							15.869	1.87	360	44	0.89	2.24	359	53	0.89				
							17.360	1.71	360	40	0.89	2.05	360	48	0.89				
							20.417	1.46	330	34	0.81	1.64	308	41	0.81				
							22.143	1.35	360	32	0.89	1.61	360	38	0.89				
							24.800	1.29	360	28	0.82	1.45	338	34	0.82				
							27.125	1.10	360	26	0.88	1.32	360	31	0.88				
							31.738	1.01	360	22	0.82	1.21	360	27	0.82				
							39.200	0.83	360	18	0.81	1.00	360	21	0.81				
							50.000	0.66	360	14	0.80	0.78	360	17	0.81				
							54.250	0.60	360	13	0.81	0.71	360	16	0.82				
							61.250	0.54	360	11	0.79	0.64	360	14	0.80				

For dimensions, see page 7-70 onwards.

# Helical-worm gearbox selection table

## Gearbox with mounting flange



$M_2 \text{ perm} \leq 360 \text{ Nm}$								GSS05-3N □□□										
Gearbox mit	Mounting flange size Motor frame size Flange diameter							i	50 Hz				60 Hz				50 Hz	60 Hz
									$P_{1\text{perm}}$	$M_{2\text{perm}}$	$n_2$	$\eta$	$P_{1\text{perm}}$	$M_{2\text{perm}}$	$n_2$	$\eta$	Consultation required for mounting position	
								$n_1 = 1400 \text{ rpm}$				$n_1 = 1680 \text{ rpm}$						
GSS05 - 3N □□□ 1A								125.476	0.48	339	11	0.83	0.55	330	13	0.84		
63								193.233	0.34	360	7.3	0.80	0.40	360	8.7	0.81		
90								222.133	0.32	360	6.3	0.75	0.38	360	7.6	0.76		
								250.952	0.28	360	5.6	0.75	0.33	360	6.7	0.76		
								283.333	0.26	360	4.9	0.73	0.30	360	5.9	0.74		
								386.467	0.19	360	3.6	0.71	0.23	360	4.4	0.72		
								436.333	0.18	360	3.2	0.69	0.21	360	3.9	0.70		
								497.722	0.16	360	2.8	0.68	0.18	360	3.4	0.70		
								561.944	0.14	360	2.5	0.66	0.17	360	3.0	0.68		
								630.803	0.13	360	2.2	0.66	0.15	360	2.7	0.68		
								712.197	0.12	360	2.0	0.64	0.14	360	2.4	0.66		
								790.500	0.10	360	1.8	0.64	0.12	360	2.1	0.66		
								892.500	0.10	360	1.6	0.62	0.11	360	1.9	0.64		
								1041.452	0.08	360	1.3	0.61	0.10	360	1.6	0.63		
								1175.833	0.08	360	1.2	0.59	0.09	360	1.4	0.61		
GSS05 - 3N □□□ □B								125.476	0.48	339	11	0.83	0.55	330	13	0.84		
1B 2B 5B								153.708	0.41	356	9.1	0.82	0.48	348	11	0.83		
71 63 56C								193.233	0.34	360	7.3	0.80	0.40	360	8.7	0.81		
105 90 Nema								222.133	0.32	360	6.3	0.75	0.38	360	7.6	0.76		
								250.952	0.28	360	5.6	0.75	0.33	360	6.7	0.76		
								283.333	0.26	360	4.9	0.73	0.30	360	5.9	0.74		
								307.417	0.24	360	4.6	0.73	0.28	360	5.5	0.75		
								347.083	0.22	360	4.0	0.71	0.25	360	4.8	0.72		
								386.467	0.19	360	3.6	0.71	0.23	360	4.4	0.72		
								436.333	0.18	360	3.2	0.69	0.21	360	3.9	0.70		
								497.722	0.16	360	2.8	0.68	0.18	360	3.4	0.70		
								561.944	0.14	360	2.5	0.66	0.17	360	3.0	0.68		
								630.803	0.13	360	2.2	0.66	0.15	360	2.7	0.68		
								712.197	0.12	360	2.0	0.64	0.14	360	2.4	0.66		
								790.500	0.10	360	1.8	0.64	0.12	360	2.1	0.66		
								892.500	0.10	360	1.6	0.62	0.11	360	1.9	0.64		
GSS05 - 3N □□□ □C								125.476	0.48	339	11	0.83	0.55	330	13	0.84		
1C 2C 3C 4C 5C 6C 7C								153.708	0.41	356	9.1	0.82	0.48	348	11	0.83		
80 71 71 71 56C 63 80								193.233	0.34	360	7.3	0.80	0.40	360	8.7	0.81		
160 160 105 120 Nema 160 120								222.133	0.32	360	6.3	0.75	0.38	360	7.6	0.76		
								250.952	0.28	360	5.6	0.75	0.33	360	6.7	0.76		
								283.333	0.26	360	4.9	0.73	0.30	360	5.9	0.74		
								307.417	0.24	360	4.6	0.73	0.28	360	5.5	0.75		
								347.083	0.22	360	4.0	0.71	0.25	360	4.8	0.72		
								386.467	0.19	360	3.6	0.71	0.23	360	4.4	0.72		
								436.333	0.18	360	3.2	0.69	0.21	360	3.9	0.70		
								497.722	0.16	360	2.8	0.68	0.18	360	3.4	0.70		
								561.944	0.14	360	2.5	0.66	0.17	360	3.0	0.68		
GSS05 - 3N □□□ 1A								125.476	0.24	319	5.6	0.78	0.29	324	6.7	0.80		
63								193.233	0.18	353	3.6	0.75	0.21	359	4.4	0.77		
90								222.133	0.17	360	3.2	0.68	0.20	360	3.8	0.70		
								250.952	0.15	360	2.8	0.68	0.18	360	3.4	0.70		
								283.333	0.14	360	2.5	0.66	0.16	360	3.0	0.68		
								386.467	0.11	360	1.8	0.64	0.12	360	2.2	0.66		
								436.333	0.10	360	1.6	0.62	0.11	360	1.9	0.64		
								497.722	0.09	360	1.4	0.62	0.10	360	1.7	0.63		
								561.944	0.08	360	1.3	0.60	0.09	360	1.5	0.61		
								630.803	0.07	360	1.1	0.60	0.08	360	1.3	0.61		
								712.197	0.06	360	1.0	0.57	0.08	360	1.2	0.59		
								790.500	0.06	360	0.9	0.57	0.07	360	1.1	0.59		
								892.500	0.05	360	0.8	0.55	0.06	360	0.9	0.57		
								1041.452	0.05	360	0.7	0.55	0.05	360	0.8	0.57		
								1175.833	0.04	360	0.6	0.53	0.05	360	0.7	0.55		

For dimensions, see page 7-70 onwards.

# Helical-worm gearbox selection table

Gearbox with mounting flange

$M_2 \text{ perm} \leq 360 \text{ Nm}$							GSS05-3N □□□										
Gearbox mit	Mounting flange size Motor frame size Flange diameter						i	50 Hz				60 Hz				50 Hz	60 Hz
								$P_{1\text{perm}}$	$M_{2\text{perm}}$	$n_2$	$\eta$	$P_{1\text{perm}}$	$M_{2\text{perm}}$	$n_2$	$\eta$	Consultation required for mounting position	
							<b><math>n_1 = 700 \text{ rpm}</math></b>				<b><math>n_1 = 840 \text{ rpm}</math></b>						
GSS05 - 3N □□□ □B							125.476	0.24	319	5.6	0.78	0.29	324	6.7	0.80		
1B 2B 5B							153.708	0.21	334	4.6	0.77	0.25	340	5.5	0.78		
71 63 56C							193.233	0.18	353	3.6	0.75	0.21	359	4.4	0.77		
105 90 Nema							222.133	0.17	360	3.2	0.68	0.20	360	3.8	0.70		
							250.952	0.15	360	2.8	0.68	0.18	360	3.4	0.70		
							283.333	0.14	360	2.5	0.66	0.16	360	3.0	0.68		
							307.417	0.13	360	2.3	0.66	0.15	360	2.7	0.68		
							347.083	0.12	360	2.0	0.64	0.14	360	2.4	0.66		
							386.467	0.11	360	1.8	0.64	0.12	360	2.2	0.66		
							436.333	0.10	360	1.6	0.62	0.11	360	1.9	0.64		
							497.722	0.09	360	1.4	0.62	0.10	360	1.7	0.63		
							561.944	0.08	360	1.3	0.60	0.09	360	1.5	0.61		
							630.803	0.07	360	1.1	0.60	0.08	360	1.3	0.61		
							712.197	0.06	360	1.0	0.57	0.08	360	1.2	0.59		
							790.500	0.06	360	0.9	0.57	0.07	360	1.1	0.59		
							892.500	0.05	360	0.8	0.55	0.06	360	0.9	0.57		
GSS05 - 3N □□□ □C							125.476	0.24	319	5.6	0.78	0.29	324	6.7	0.80		
1C 2C 3C 4C 5C 6C 7C							153.708	0.21	334	4.6	0.77	0.25	340	5.5	0.78		
80 71 71 71 56C 63 80							193.233	0.18	353	3.6	0.75	0.21	359	4.4	0.77		
160 160 105 120 Nema 160 120							222.133	0.17	360	3.2	0.68	0.20	360	3.8	0.70		
							250.952	0.15	360	2.8	0.68	0.18	360	3.4	0.70		
							283.333	0.14	360	2.5	0.66	0.16	360	3.0	0.68		
							307.417	0.13	360	2.3	0.66	0.15	360	2.7	0.68		
							347.083	0.12	360	2.0	0.64	0.14	360	2.4	0.66		
							386.467	0.11	360	1.8	0.64	0.12	360	2.2	0.66		
							436.333	0.10	360	1.6	0.62	0.11	360	1.9	0.64		
							497.722	0.09	360	1.4	0.62	0.10	360	1.7	0.63		
							561.944	0.08	360	1.3	0.60	0.09	360	1.5	0.61		

For dimensions, see page 7-70 onwards.



# Helical-worm gearbox selection table

## Gearbox with mounting flange



$M_2 \text{ perm} \leq 720 \text{ Nm}$		GSS06-2N □□□											
Gearbox	Mounting flange size Motor frame size Flange diameter	i	50 Hz				60 Hz				50 Hz	60 Hz	
			$P_{1\text{perm}}$ [kW]	$M_{2\text{perm}}$ [Nm]	$n_2$ [rpm]	$\eta$	$P_{1\text{perm}}$ [kW]	$M_{2\text{perm}}$ [Nm]	$n_2$ [rpm]	$\eta$	Consultation required for mounting position		
			$n_1 = 2800 \text{ rpm}$				$n_1 = 3360 \text{ rpm}$						
GSS06 - 2N □□□ □B	1B 5B 71 56C 105 Nema	113.667	1.76	558	25	0.82	2.11	561	30	0.82	C, D		
		128.333	1.76	622	22	0.81	2.11	626	26	0.81	C, D		
		137.950	1.47	560	20	0.81	1.77	565	24	0.82	C, D		
		155.750	1.47	624	18	0.80	1.77	630	22	0.81	C, D		
		174.375	1.18	561	16	0.80	1.42	566	19	0.81	C, D		
		196.875	1.18	624	14	0.79	1.42	631	17	0.80	C, D		
GSS06 - 2N □□□ □C	1C 2C 3C 4C 5C 6C 7C 80 71 71 71 56C 63 80 160 160 105 120 Nema 160 120	14.286	3.74	167	196	0.92	4.17	155	235	0.92	C, D		
		22.143	3.74	253	127	0.90	4.17	236	152	0.90	C, D		
		35.306	3.74	402	79	0.89	4.17	374	95	0.89	C, D		
		43.917	3.42	455	64	0.89	4.10	456	77	0.89	C, D		
		50.000	3.74	527	56	0.83	4.17	492	67	0.83	C, D		
		70.611	3.16	630	40	0.83	3.55	591	48	0.83	C, D		
		79.722	2.87	638	35	0.82	3.22	599	42	0.82	C, D		
		87.833	2.76	680	32	0.82	3.09	637	38	0.83	C, D		
		99.167	2.50	688	28	0.81	2.80	646	34	0.82	C, D		
		113.667	2.28	720	25	0.82	2.63	697	30	0.82	C, D		
		128.333	2.04	720	22	0.81	2.38	705	26	0.81	C, D		
		137.950	1.89	720	20	0.81	2.25	720	24	0.82	C, D		
		155.750	1.70	720	18	0.80	2.02	720	22	0.81	C, D		
		174.375	1.51	720	16	0.80	1.80	720	19	0.81	C, D		
196.875	1.36	720	14	0.79	1.62	720	17	0.80	C, D				
GSS06 - 2N □□□ □D	1D 2D 5D 90 80 143/145TC 160 160 Nema	10.238	4.62	148	274	0.92	5.15	137	328	0.91	C, D		
		11.200	4.62	162	250	0.92	5.15	150	300	0.92	C, D		
		14.286	4.62	207	196	0.92	5.15	192	235	0.92	C, D		
		15.869	4.62	225	176	0.90	5.15	209	212	0.90	C, D		
		17.360	4.62	246	161	0.90	5.15	229	194	0.90	C, D		
		22.143	4.62	313	127	0.90	5.15	291	152	0.90	C, D		
		27.125	4.62	382	103	0.89	5.15	356	124	0.90	C, D		
		31.738	4.60	418	88	0.84	4.83	367	106	0.84	C, D		
		35.306	4.62	496	79	0.89	5.15	462	95	0.89	C, D		
		39.200	4.28	474	71	0.83	4.50	417	86	0.83	C, D		
		43.917	4.55	605	64	0.89	5.15	573	77	0.89	C, D		
		50.000	3.86	544	56	0.83	4.20	495	67	0.83	C, D		
		54.250	3.74	576	52	0.83	4.19	539	62	0.83	C, D		
		61.250	3.39	584	46	0.82	3.80	547	55	0.83	C, D		
		70.611	3.16	630	40	0.83	3.55	591	48	0.83	C, D		
		79.722	2.87	638	35	0.82	3.22	599	42	0.82	C, D		
		87.833	2.76	680	32	0.82	3.09	637	38	0.83	C, D		
		99.167	2.50	688	28	0.81	2.80	646	34	0.82	C, D		
		113.667	2.28	720	25	0.82	2.63	697	30	0.82	C, D		
		128.333	2.04	720	22	0.81	2.38	705	26	0.81	C, D		
137.950	1.89	720	20	0.81	2.25	720	24	0.82	C, D				
155.750	1.70	720	18	0.80	2.02	720	22	0.81	C, D				
GSS06 - 2N □□□ □E	1E 1E 2E 3E 4E 5E 100 112 90 80 90 182/184TC 160 160 160 160 200 Nema	5.833	10.50	190	480	0.91	9.84	147	576	0.90	C, D		
		8.000	10.71	267	350	0.91	10.73	222	420	0.91	C, D		
		9.042	9.17	254	310	0.90	9.67	223	372	0.90	C, D		
		10.238	10.19	326	274	0.92	10.62	282	328	0.91	C, D		
		11.200	9.90	347	250	0.92	10.44	304	300	0.92	C, D		
		12.400	8.37	318	226	0.90	8.82	279	271	0.90	C, D		
		14.286	10.19	456	196	0.92	9.67	360	235	0.92	C, D		
		15.869	7.81	380	176	0.90	8.22	333	212	0.90	C, D		
		17.360	7.62	405	161	0.90	8.02	356	194	0.90	C, D		
		20.417	5.17	299	137	0.83	5.46	262	165	0.83	C, D		
		22.143	7.12	482	127	0.90	7.49	423	152	0.90	C, D		
		24.800	4.92	350	113	0.84	5.18	307	136	0.84	C, D		
		27.125	6.74	558	103	0.89	7.08	489	124	0.90	C, D		
		31.738	4.60	418	88	0.84	4.83	367	106	0.84	C, D		
		35.306	5.79	622	79	0.89	6.52	585	95	0.89	C, D		
		39.200	4.28	474	71	0.83	4.50	417	86	0.83	C, D		
		43.917	5.01	666	64	0.89	5.64	627	77	0.89	C, D		
		50.000	3.86	544	56	0.83	4.20	495	67	0.83	C, D		
		54.250	3.74	576	52	0.83	4.19	539	62	0.83	C, D		

For dimensions, see page 7-70 onwards.

# Helical-worm gearbox selection table

Gearbox with mounting flange

$M_2 \text{ perm} \leq 720 \text{ Nm}$		GSS06-2N □□□										
Gearbox	Mounting flange size Motor frame size Flange diameter	i	50 Hz				60 Hz				50 Hz	60 Hz
			$P_{1\text{perm}}$ [kW]	$M_{2\text{perm}}$ [Nm]	$n_2$ [rpm]	$\eta$	$P_{1\text{perm}}$ [kW]	$M_{2\text{perm}}$ [Nm]	$n_2$ [rpm]	$\eta$	Consultation required for mounting position	
			<b><math>n_1 = 2800 \text{ rpm}</math></b>				<b><math>n_1 = 3360 \text{ rpm}</math></b>					
GSS06 - 2N □□□ □E		61.250	3.39	584	46	0.82	3.80	547	55	0.83		C, D
1E	1E 2E 3E 4E 5E	70.611	3.16	630	40	0.83	3.55	591	48	0.83		C, D
100	112 90 80 90 182/184TC	79.722	2.87	638	35	0.82	3.22	599	42	0.82		C, D
160	160 160 200 Nema	87.833	2.76	680	32	0.82	3.09	637	38	0.83		C, D
		99.167	2.50	688	28	0.81	2.80	646	34	0.82		C, D
GSS06 - 2N □□□ □F		5.833	10.50	190	480	0.91						C, D
1F	1F 2F 3F	8.000	10.71	267	350	0.91						C, D
100	112 90 90	9.042	9.17	254	310	0.90						C, D
160	160 160 200	10.238	10.19	326	274	0.92						C, D
		11.200	9.90	347	250	0.92						C, D
		12.400	8.37	318	226	0.90						C, D
		14.286	10.19	456	196	0.92						C, D
		15.869	7.81	380	176	0.90						C, D
		17.360	7.62	405	161	0.90						C, D
		20.417	5.17	299	137	0.83						C, D
		22.143	7.12	482	127	0.90						C, D
		24.800	4.92	350	113	0.84						C, D
		27.125	6.74	558	103	0.89						C, D
		31.738	4.60	418	88	0.84						C, D
		39.200	4.28	474	71	0.83						C, D
		50.000	3.86	544	56	0.83						C, D
		54.250	3.74	576	52	0.83						C, D
		61.250	3.39	584	46	0.82						C, D
			<b><math>n_1 = 1400 \text{ rpm}</math></b>				<b><math>n_1 = 1680 \text{ rpm}</math></b>					
GSS06 - 2N □□□ □B		113.667	0.88	538	12	0.79	1.06	544	15	0.80		
1B	5B	128.333	0.88	598	11	0.78	1.06	605	13	0.78		
71	56C	137.950	0.74	540	10	0.78	0.88	545	12	0.79		
105	Nema	155.750	0.74	600	9.0	0.77	0.88	606	11	0.77		
		174.375	0.59	538	8.0	0.77	0.71	545	9.6	0.78		
		196.875	0.59	598	7.1	0.75	0.71	606	8.5	0.76		
GSS06 - 2N □□□ □C		14.286	1.87	168	98	0.92	2.24	168	118	0.92		
1C	2C 3C 4C 5C 6C 7C	22.143	1.87	251	63	0.89	2.24	251	76	0.89		
80	71 71 71 56C 63 80	35.306	1.87	396	40	0.88	2.24	398	48	0.88		
160	160 105 120 Nema 160 120	43.917	1.71	448	32	0.87	2.05	450	38	0.88		
		50.000	1.87	519	28	0.81	2.24	521	34	0.82		
		70.611	1.85	720	20	0.81	2.20	720	24	0.81		
		79.722	1.66	720	18	0.80	1.97	720	21	0.81		
		87.833	1.50	720	16	0.80	1.79	720	19	0.81		
		99.167	1.35	720	14	0.79	1.60	720	17	0.80		
		113.667	1.18	720	12	0.79	1.40	720	15	0.80		
		128.333	1.06	720	11	0.78	1.26	720	13	0.78		
		137.950	0.98	720	10	0.78	1.17	720	12	0.79		
		155.750	0.88	720	9.0	0.77	1.05	720	11	0.77		
		174.375	0.79	720	8.0	0.77	0.94	720	9.6	0.78		
		196.875	0.71	720	7.1	0.75	0.84	720	8.5	0.76		
GSS06 - 2N □□□ □D		10.238	2.31	149	137	0.92	2.77	148	164	0.92		
1D	2D 5D	11.200	2.31	163	125	0.92	2.77	162	150	0.92		
90	80 143/145TC	14.286	2.31	208	98	0.92	2.77	207	118	0.92		
160	160 Nema	15.869	2.31	223	88	0.89	2.77	224	106	0.89		
		17.360	2.31	244	81	0.89	2.77	245	97	0.89		
		22.143	2.31	310	63	0.89	2.77	311	76	0.89		
		27.125	2.31	378	52	0.88	2.77	379	62	0.89		
		31.738	2.31	414	44	0.83	2.77	416	53	0.83		
		35.306	2.31	489	40	0.88	2.77	491	48	0.88		
		39.200	2.31	505	36	0.82	2.77	508	43	0.82		
		43.917	2.27	595	32	0.87	2.73	599	38	0.88		
		50.000	2.31	641	28	0.81	2.77	644	34	0.82		
		54.250	2.31	699	26	0.82	2.71	689	31	0.82		
		61.250	2.13	720	23	0.81	2.46	696	27	0.81		
		70.611	1.85	720	20	0.81	2.20	720	24	0.81		

For dimensions, see page 7-70 onwards.

# Helical-worm gearbox selection table

## Gearbox with mounting flange



$M_2 \text{ perm} \leq 720 \text{ Nm}$				GSS06-2N □□□										
Gearbox	Mounting flange size Motor frame size Flange diameter			i	50 Hz				60 Hz				50 Hz	60 Hz
					$P_{1\text{perm}}$	$M_{2\text{perm}}$	$n_2$	$\eta$	$P_{1\text{perm}}$	$M_{2\text{perm}}$	$n_2$	$\eta$	Consultation required for mounting position	
													[kW]	[Nm]
				$n_1 = 1400 \text{ rpm}$				$n_1 = 1680 \text{ rpm}$						
GSS06 - 2N □□□ □D				79.722	1.66	720	18	0.80	1.97	720	21	0.81		
1D	2D	5D		87.833	1.50	720	16	0.80	1.79	720	19	0.81		
90	80	143/145TC		99.167	1.35	720	14	0.79	1.60	720	17	0.80		
160	160	Nema		113.667	1.18	720	12	0.79	1.40	720	15	0.80		
				128.333	1.06	720	11	0.78	1.26	720	13	0.78		
				137.950	0.98	720	10	0.78	1.17	720	12	0.79		
				155.750	0.88	720	9.0	0.77	1.05	720	11	0.77		
GSS06 - 2N □□□ □E				5.833	6.60	241	240	0.92	7.92	240	288	0.92		
1E	1E	2E	3E	4E	5E									
100	112	90	80	90	182/184TC									
160	160	160	160	200	Nema									
				8.000	6.60	331	175	0.92	7.92	331	210	0.92		
				9.042	6.60	365	155	0.90	7.92	366	186	0.90		
				10.238	6.60	424	137	0.92	7.92	424	164	0.92		
				11.200	6.60	464	125	0.92	7.92	464	150	0.92		
				12.400	6.60	500	113	0.90	7.26	459	136	0.90		
				14.286	5.88	528	98	0.92	7.05	528	118	0.92		
				15.869	6.26	605	88	0.89	6.78	548	106	0.89		
				17.360	5.90	624	81	0.89	6.62	584	97	0.89		
				20.417	4.23	488	69	0.83	4.45	429	82	0.83		
				22.143	5.02	673	63	0.89	5.66	634	76	0.89		
				24.800	3.98	561	57	0.83	4.29	505	68	0.84		
				27.125	4.38	718	52	0.88	4.94	676	62	0.89		
				31.738	3.40	609	44	0.83	3.81	572	53	0.83		
				35.306	3.40	720	40	0.88	4.06	720	48	0.88		
				39.200	2.91	637	36	0.82	3.27	599	43	0.82		
				43.917	2.75	720	32	0.87	3.28	720	38	0.88		
				50.000	2.50	693	28	0.81	2.80	650	34	0.82		
				54.250	2.38	720	26	0.82	2.71	689	31	0.82		
				61.250	2.13	720	23	0.81	2.46	696	27	0.81		
				70.611	1.85	720	20	0.81	2.20	720	24	0.81		
				79.722	1.66	720	18	0.80	1.97	720	21	0.81		
				87.833	1.50	720	16	0.80	1.79	720	19	0.81		
				99.167	1.35	720	14	0.79	1.60	720	17	0.80		
GSS06 - 2N □□□ □F				5.833	6.60	241	240	0.92	7.92	240	288	0.92	C, D	
1F	1F	2F	3F	8.000	6.60	331	175	0.92	7.92	331	210	0.92	C, D	
100	112	90	90	9.042	6.60	365	155	0.90	7.92	366	186	0.90	C, D	
160	160	160	200	10.238	6.60	424	137	0.92	7.92	424	164	0.92	C, D	
				11.200	6.60	464	125	0.92	7.92	464	150	0.92	C, D	
				12.400	6.60	500	113	0.90	7.26	459	136	0.90	C, D	
				14.286	5.88	528	98	0.92	7.05	528	118	0.92	C, D	
				15.869	6.26	605	88	0.89	6.78	548	106	0.89	C, D	
				17.360	5.90	624	81	0.89	6.62	584	97	0.89	C, D	
				20.417	4.23	488	69	0.83	4.45	429	82	0.83	C, D	
				22.143	5.02	673	63	0.89	5.66	634	76	0.89	C, D	
				24.800	3.98	561	57	0.83	4.29	505	68	0.84	C, D	
				27.125	4.38	718	52	0.88	4.94	676	62	0.89	C, D	
				31.738	3.40	609	44	0.83	3.81	572	53	0.83	C, D	
				39.200	2.91	637	36	0.82	3.27	599	43	0.82	C, D	
				50.000	2.50	693	28	0.81	2.80	650	34	0.82	C, D	
				54.250	2.38	720	26	0.82	2.71	689	31	0.82	C, D	
				61.250	2.13	720	23	0.81	2.46	696	27	0.81	C, D	
				$n_1 = 700 \text{ rpm}$				$n_1 = 840 \text{ rpm}$						
GSS06 - 2N □□□ □B				113.667	0.44	517	6.2	0.76	0.53	522	7.4	0.76		
1B	5B			128.333	0.44	573	5.5	0.74	0.53	580	6.6	0.75		
71	56C			137.950	0.37	517	5.1	0.75	0.44	523	6.1	0.76		
105	Nema			155.750	0.37	572	4.5	0.73	0.44	580	5.4	0.74		
				174.375	0.29	513	4.0	0.73	0.35	521	4.8	0.74		
				196.875	0.29	566	3.6	0.71	0.35	576	4.3	0.73		

For dimensions, see page 7-70 onwards.

# Helical-worm gearbox selection table

Gearbox with mounting flange

$M_2 \text{ perm} \leq 720 \text{ Nm}$		<b>GSS06-2N □□□</b>										
Gearbox	Mounting flange size Motor frame size Flange diameter	i	50 Hz				60 Hz				50 Hz	60 Hz
			$P_{1\text{perm}}$	$M_{2\text{perm}}$	$n_2$	$\eta$	$P_{1\text{perm}}$	$M_{2\text{perm}}$	$n_2$	$\eta$	Consultation required for mounting position	
			[kW]	[Nm]	[rpm]		[kW]	[Nm]	[rpm]			
			<b><math>n_1 = 700 \text{ rpm}</math></b>				<b><math>n_1 = 840 \text{ rpm}</math></b>					
<b>GSS06 - 2N □□□ □C</b>		14.286	1.25	223	49	0.92	1.50	222	59	0.91		
1C 2C 3C 4C 5C 6C 7C		22.143	1.25	329	32	0.87	1.50	331	38	0.88		
80 71 71 71 56C 63 80		35.306	1.02	423	20	0.86	1.23	426	24	0.87		
160 160 105 120 Nema 160 120		43.917	0.86	436	16	0.85	1.03	439	19	0.86		
		50.000	1.25	669	14	0.79	1.50	676	17	0.80		
		70.611	0.96	720	9.9	0.78	1.14	720	12	0.79		
		79.722	0.86	720	8.8	0.77	1.03	720	11	0.77		
		87.833	0.78	720	8.0	0.77	0.93	720	9.6	0.78		
		99.167	0.71	720	7.1	0.75	0.84	720	8.5	0.76		
		113.667	0.61	720	6.2	0.76	0.73	720	7.4	0.76		
		128.333	0.55	720	5.5	0.74	0.66	720	6.6	0.75		
		137.950	0.51	720	5.1	0.75	0.61	720	6.1	0.76		
		155.750	0.46	720	4.5	0.73	0.55	720	5.4	0.74		
		174.375	0.41	720	4.0	0.73	0.49	720	4.8	0.74		
		196.875	0.38	720	3.6	0.71	0.44	720	4.3	0.73		
<b>GSS06 - 2N □□□ □D</b>		10.238	1.54	193	68	0.90	1.85	199	82	0.92		
1D 2D 5D		11.200	1.54	214	63	0.91	1.85	209	75	0.89		
90 80 143/145TC		14.286	1.54	276	49	0.92	1.85	274	59	0.91		
160 160 Nema		15.869	1.54	294	44	0.88	1.85	295	53	0.88		
		17.360	1.54	321	40	0.88	1.85	322	48	0.88		
		22.143	1.54	406	32	0.87	1.85	409	38	0.88		
		27.125	1.54	494	26	0.87	1.85	497	31	0.87		
		31.738	1.54	541	22	0.81	1.85	546	27	0.82		
		35.306	1.36	563	20	0.86	1.63	567	24	0.87		
		39.200	1.54	657	18	0.80	1.85	663	21	0.81		
		43.917	1.14	580	16	0.85	1.36	584	19	0.86		
		50.000	1.34	720	14	0.79	1.59	720	17	0.80		
		54.250	1.23	720	13	0.79	1.46	720	16	0.80		
		61.250	1.11	720	11	0.78	1.31	720	14	0.79		
		70.611	0.96	720	9.9	0.78	1.14	720	12	0.79		
		79.722	0.86	720	8.8	0.77	1.03	720	11	0.77		
		87.833	0.78	720	8.0	0.77	0.93	720	9.6	0.78		
		99.167	0.71	720	7.1	0.75	0.84	720	8.5	0.76		
		113.667	0.61	720	6.2	0.76	0.73	720	7.4	0.76		
		128.333	0.55	720	5.5	0.74	0.66	720	6.6	0.75		
		137.950	0.51	720	5.1	0.75	0.61	720	6.1	0.76		
		155.750	0.46	720	4.5	0.73	0.55	720	5.4	0.74		
<b>GSS06 - 2N □□□ □E</b>		5.833	4.40	323	120	0.92	5.28	322	144	0.92		
1E 1E 2E 3E 4E 5E		8.000	4.40	443	88	0.92	5.28	443	105	0.92		
100 112 90 80 90 182/184TC		9.042	4.40	484	77	0.89	5.28	485	93	0.89		
160 160 160 160 200 Nema		10.238	4.01	504	68	0.90	4.81	517	82	0.92		
		11.200	3.72	517	63	0.91	4.47	505	75	0.89		
		12.400	4.40	659	57	0.89	5.28	661	68	0.89		
		14.286	2.94	527	49	0.92	3.53	523	59	0.91		
		15.869	3.77	720	44	0.88	4.48	715	53	0.88		
		17.360	3.45	720	40	0.88	4.13	720	48	0.88		
		20.417	2.86	650	34	0.82	3.20	610	41	0.82		
		22.143	2.73	720	32	0.87	3.25	720	38	0.88		
		24.800	2.58	715	28	0.82	2.89	671	34	0.82		
		27.125	2.24	720	26	0.87	2.67	720	31	0.87		
		31.738	2.05	720	22	0.81	2.44	720	27	0.82		
		35.306	1.74	720	20	0.86	2.07	720	24	0.87		
		39.200	1.69	720	18	0.80	2.01	720	21	0.81		
		43.917	1.41	720	16	0.85	1.68	720	19	0.86		
		50.000	1.34	720	14	0.79	1.59	720	17	0.80		
		54.250	1.23	720	13	0.79	1.46	720	16	0.80		
		61.250	1.11	720	11	0.78	1.31	720	14	0.79		
		70.611	0.96	720	9.9	0.78	1.14	720	12	0.79		
		79.722	0.86	720	8.8	0.77	1.03	720	11	0.77		
		87.833	0.78	720	8.0	0.77	0.93	720	9.6	0.78		
		99.167	0.71	720	7.1	0.75	0.84	720	8.5	0.76		

For dimensions, see page 7-70 onwards.

# Helical-worm gearbox selection table

Gearbox with mounting flange



$M_{2\text{ perm}} \leq 720\text{ Nm}$				GSS06-2N □□□											
Gearbox	Mounting flange size Motor frame size Flange diameter			i	50 Hz				60 Hz				50 Hz	60 Hz	
					$P_{1\text{ perm}}$	$M_{2\text{ perm}}$	$n_2$	$\eta$	$P_{1\text{ perm}}$	$M_{2\text{ perm}}$	$n_2$	$\eta$	Consultation required for mounting position		
													[kW]	[Nm]	[rpm]
GSS06 - 2N □□□ □F					<b><math>n_1 = 700\text{ rpm}</math></b>				<b><math>n_1 = 840\text{ rpm}</math></b>						
	1F	1F	2F	3F	5.833	4.40	323	120	0.92	5.28	322	144	0.92		
	100	112	90	90	8.000	4.40	443	88	0.92	5.28	443	105	0.92		
	160	160	160	200	9.042	4.40	484	77	0.89	5.28	485	93	0.89		
					10.238	4.06	510	68	0.90	4.87	523	82	0.92		
					11.200	3.72	517	63	0.91	4.47	505	75	0.89		
					12.400	4.40	659	57	0.89	5.28	661	68	0.89		
					14.286	2.94	527	49	0.92	3.53	523	59	0.91		
					15.869	3.77	720	44	0.88	4.48	715	53	0.88		
					17.360	3.45	720	40	0.88	4.13	720	48	0.88		
					20.417	2.86	650	34	0.82	3.20	610	41	0.82		
					22.143	2.73	720	32	0.87	3.25	720	38	0.88		
					24.800	2.58	715	28	0.82	2.89	671	34	0.82		
					27.125	2.24	720	26	0.87	2.67	720	31	0.87		
					31.738	2.05	720	22	0.81	2.44	720	27	0.82		
					39.200	1.69	720	18	0.80	2.01	720	21	0.81		
					50.000	1.34	720	14	0.79	1.59	720	17	0.80		
					54.250	1.23	720	13	0.79	1.46	720	16	0.80		
					61.250	1.11	720	11	0.78	1.31	720	14	0.79		

For dimensions, see page 7-70 onwards.

# Helical-worm gearbox selection table

Gearbox with mounting flange

$M_2 \text{ perm} \leq 720 \text{ Nm}$		GSS06-3N □□□										
Gearbox	Mounting flange size Motor frame size Flange diameter	i	50 Hz				60 Hz				50 Hz	60 Hz
			$P_{1\text{perm}}$	$M_{2\text{perm}}$	$n_2$	$\eta$	$P_{1\text{perm}}$	$M_{2\text{perm}}$	$n_2$	$\eta$	Consultation required for mounting position	
			[kW]	[Nm]	[rpm]		[kW]	[Nm]	[rpm]			
			$n_1 = 1400 \text{ rpm}$				$n_1 = 1680 \text{ rpm}$					
GSS06 - 3N □□□ 1A 63 90		126.531	0.59	381	11	0.75	0.71	385	13	0.76		
		142.857	0.59	422	9.8	0.73	0.71	428	12	0.75		
		155.000	0.59	460	9.0	0.74	0.71	466	11	0.75		
		175.000	0.59	512	8.0	0.73	0.71	516	9.6	0.73		
		194.857	0.65	626	7.2	0.73	0.78	632	8.6	0.74		
		220.000	0.65	697	6.4	0.72	0.78	704	7.6	0.73		
		238.700	0.61	720	5.9	0.72	0.73	720	7.0	0.73		
		269.500	0.55	720	5.2	0.71	0.66	720	6.2	0.72		
		310.689	0.48	720	4.5	0.71	0.57	720	5.4	0.72		
		350.778	0.44	720	4.0	0.69	0.51	720	4.8	0.70		
		386.467	0.40	720	3.6	0.69	0.47	720	4.4	0.70		
		436.333	0.36	720	3.2	0.67	0.42	720	3.9	0.69		
		497.722	0.32	720	2.8	0.67	0.37	720	3.4	0.69		
		561.944	0.29	720	2.5	0.66	0.34	720	3.0	0.67		
		630.803	0.26	720	2.2	0.66	0.30	720	2.7	0.67		
		712.197	0.23	720	2.0	0.64	0.27	720	2.4	0.65		
		816.333	0.20	720	1.7	0.64	0.24	720	2.1	0.65		
		921.667	0.18	720	1.5	0.63	0.22	720	1.8	0.64		
		1023.000	0.16	720	1.4	0.63	0.19	720	1.6	0.64		
		1155.000	0.15	720	1.2	0.61	0.18	720	1.5	0.62		
	1241.550	0.14	720	1.1	0.62	0.16	720	1.4	0.63			
	1401.750	0.12	720	1.0	0.61	0.15	720	1.2	0.61			
	1635.693	0.11	720	0.9	0.61	0.13	720	1.0	0.61			
	1846.750	0.10	720	0.8	0.60	0.11	720	0.9	0.60			
GSS06 - 3N □□□ □B 1B 2B 5B 71 63 56C 105 90 Nema		126.531	1.11	720	11	0.75	1.32	720	13	0.76		
		142.857	1.01	720	9.8	0.73	1.19	720	12	0.75		
		155.000	0.92	720	9.0	0.74	1.09	720	11	0.75		
		175.000	0.83	720	8.0	0.73	0.99	720	9.6	0.73		
		194.857	0.74	720	7.2	0.73	0.88	720	8.6	0.74		
		220.000	0.67	720	6.4	0.72	0.79	720	7.6	0.73		
		238.700	0.61	720	5.9	0.72	0.73	720	7.0	0.73		
		269.500	0.55	720	5.2	0.71	0.66	720	6.2	0.72		
		310.689	0.48	720	4.5	0.71	0.57	720	5.4	0.72		
		350.778	0.44	720	4.0	0.69	0.51	720	4.8	0.70		
		386.467	0.40	720	3.6	0.69	0.47	720	4.4	0.70		
		436.333	0.36	720	3.2	0.67	0.42	720	3.9	0.69		
		497.722	0.32	720	2.8	0.67	0.37	720	3.4	0.69		
		561.944	0.29	720	2.5	0.66	0.34	720	3.0	0.67		
		630.803	0.26	720	2.2	0.66	0.30	720	2.7	0.67		
		712.197	0.23	720	2.0	0.64	0.27	720	2.4	0.65		
		816.333	0.20	720	1.7	0.64	0.24	720	2.1	0.65		
		921.667	0.18	720	1.5	0.63	0.22	720	1.8	0.64		
		1023.000	0.16	720	1.4	0.63	0.19	720	1.6	0.64		
		1155.000	0.15	720	1.2	0.61	0.18	720	1.5	0.62		
	1241.550	0.14	720	1.1	0.62	0.16	720	1.4	0.63			
	1401.750	0.12	720	1.0	0.61	0.15	720	1.2	0.61			
GSS06 - 3N □□□ □C 1C 2C 3C 4C 5C 6C 7C 80 71 71 71 56C 63 80 160 160 105 120 Nema 160 120		126.531	1.11	720	11	0.75	1.32	720	13	0.76		
		142.857	1.01	720	9.8	0.73	1.19	720	12	0.75		
		155.000	0.92	720	9.0	0.74	1.09	720	11	0.75		
		175.000	0.83	720	8.0	0.73	0.99	720	9.6	0.73		
		194.857	0.74	720	7.2	0.73	0.88	720	8.6	0.74		
		220.000	0.67	720	6.4	0.72	0.79	720	7.6	0.73		
		238.700	0.61	720	5.9	0.72	0.73	720	7.0	0.73		
		269.500	0.55	720	5.2	0.71	0.66	720	6.2	0.72		
		310.689	0.48	720	4.5	0.71	0.57	720	5.4	0.72		
		350.778	0.44	720	4.0	0.69	0.51	720	4.8	0.70		
		386.467	0.40	720	3.6	0.69	0.47	720	4.4	0.70		
		436.333	0.36	720	3.2	0.67	0.42	720	3.9	0.69		
		497.722	0.32	720	2.8	0.67	0.37	720	3.4	0.69		
		561.944	0.29	720	2.5	0.66	0.34	720	3.0	0.67		

For dimensions, see page 7-70 onwards.

# Helical-worm gearbox selection table

## Gearbox with mounting flange



$M_2 \text{ perm} \leq 720 \text{ Nm}$		GSS06-3N □□□											
Gearbox	Mounting flange size Motor frame size Flange diameter	i	50 Hz				60 Hz				50 Hz	60 Hz	
			$P_{1\text{perm}}$	$M_{2\text{perm}}$	$n_2$	$\eta$	$P_{1\text{perm}}$	$M_{2\text{perm}}$	$n_2$	$\eta$	Consultation required for mounting position		
			$n_1 = 1400 \text{ rpm}$				$n_1 = 1680 \text{ rpm}$						
			[kW]	[Nm]	[rpm]		[kW]	[Nm]	[rpm]				
GSS06 - 3N □□□ □D		126.531	1.11	720	11	0.75	1.32	720	13	0.76			
	1D 2D 5D	142.857	1.01	720	9.8	0.73	1.19	720	12	0.75			
	90 80 143/145TC	155.000	0.92	720	9.0	0.74	1.09	720	11	0.75			
	160 160 Nema	175.000	0.83	720	8.0	0.73	0.99	720	9.6	0.73			
GSS06 - 3N □□□ 1A		126.531	$n_1 = 700 \text{ rpm}$				$n_1 = 840 \text{ rpm}$						
		142.857	0.30	366	5.5	0.72	0.35	370	6.6	0.73			
	63	155.000	0.30	405	4.9	0.70	0.35	411	5.9	0.71			
	90	175.000	0.30	440	4.5	0.71	0.35	447	5.4	0.72			
		194.857	0.30	486	4.0	0.69	0.35	495	4.8	0.70			
		220.000	0.32	593	3.6	0.69	0.39	604	4.3	0.70			
		238.700	0.32	653	3.2	0.67	0.39	666	3.8	0.69			
		269.500	0.30	711	2.9	0.68	0.39	720	3.5	0.69			
		310.689	0.30	720	2.6	0.66	0.35	720	3.1	0.67			
		350.778	0.26	720	2.3	0.66	0.30	720	2.7	0.67			
		386.467	0.23	720	2.0	0.64	0.28	720	2.4	0.65			
		436.333	0.21	720	1.8	0.64	0.25	720	2.2	0.65			
		497.722	0.19	720	1.6	0.63	0.23	720	1.9	0.64			
		561.944	0.17	720	1.4	0.63	0.20	720	1.7	0.64			
		630.803	0.15	720	1.3	0.62	0.18	720	1.5	0.62			
		712.197	0.14	720	1.1	0.62	0.16	720	1.3	0.63			
		816.333	0.12	720	1.0	0.60	0.15	720	1.2	0.61			
		921.667	0.11	720	0.9	0.61	0.13	720	1.0	0.61			
	GSS06 - 3N □□□ □B		1023.000	0.10	720	0.8	0.60	0.11	720	0.9	0.60		
		1B 2B 5B	1155.000	0.09	720	0.7	0.60	0.10	720	0.8	0.60		
71 63 56C		1241.550	0.08	720	0.6	0.59	0.09	720	0.7	0.59			
105 90 Nema		1401.750	0.07	720	0.5	0.58	0.08	720	0.6	0.59			
		1635.693	0.06	720	0.4	0.58	0.07	720	0.5	0.59			
		1846.750	0.05	720	0.4	0.58	0.06	720	0.5	0.58			
		126.531	0.58	720	5.5	0.72	0.69	720	6.6	0.73			
		142.857	0.53	720	4.9	0.70	0.62	720	5.9	0.71			
		155.000	0.48	720	4.5	0.71	0.57	720	5.4	0.72			
		175.000	0.44	720	4.0	0.69	0.52	720	4.8	0.70			
		194.857	0.39	720	3.6	0.69	0.46	720	4.3	0.70			
		220.000	0.36	720	3.2	0.67	0.42	720	3.8	0.69			
	238.700	0.33	720	2.9	0.68	0.39	720	3.5	0.69				
	269.500	0.30	720	2.6	0.66	0.35	720	3.1	0.67				
	310.689	0.26	720	2.3	0.66	0.30	720	2.7	0.67				
	350.778	0.23	720	2.0	0.64	0.28	720	2.4	0.65				
	386.467	0.21	720	1.8	0.64	0.25	720	2.2	0.65				
	436.333	0.19	720	1.6	0.63	0.23	720	1.9	0.64				
	497.722	0.17	720	1.4	0.63	0.20	720	1.7	0.64				
	561.944	0.15	720	1.3	0.62	0.18	720	1.5	0.62				
	630.803	0.14	720	1.1	0.62	0.16	720	1.3	0.63				
	712.197	0.12	720	1.0	0.60	0.15	720	1.2	0.61				
	816.333	0.11	720	0.9	0.61	0.13	720	1.0	0.61				
	921.667	0.10	720	0.8	0.60	0.11	720	0.9	0.60				
	1023.000	0.09	720	0.7	0.60	0.10	720	0.8	0.60				
	1155.000	0.08	720	0.6	0.59	0.09	720	0.7	0.59				
	1241.550	0.07	720	0.6	0.59	0.09	720	0.7	0.60				
	1401.750	0.06	720	0.5	0.58	0.08	720	0.6	0.59				
GSS06 - 3N □□□ □C		126.531	0.58	720	5.5	0.72	0.69	720	6.6	0.73			
	1C 2C 3C 4C 5C 6C 7C	142.857	0.53	720	4.9	0.70	0.62	720	5.9	0.71			
	80 71 71 71 56C 63 80	155.000	0.48	720	4.5	0.71	0.57	720	5.4	0.72			
	160 160 105 120 Nema 160 120	175.000	0.44	720	4.0	0.69	0.52	720	4.8	0.70			
		194.857	0.39	720	3.6	0.69	0.46	720	4.3	0.70			
		220.000	0.36	720	3.2	0.67	0.42	720	3.8	0.69			
		238.700	0.33	720	2.9	0.68	0.39	720	3.5	0.69			

For dimensions, see page 7-70 onwards.

# Helical-worm gearbox selection table

## Gearbox with mounting flange

$M_2 \text{ perm} \leq 720 \text{ Nm}$								GSS06-3N □□□										
Gearbox	Mounting flange size Motor frame size Flange diameter							i	50 Hz				60 Hz				50 Hz	60 Hz
									$P_{1 \text{ perm}}$	$M_{2 \text{ perm}}$	$n_2$	$\eta$	$P_{1 \text{ perm}}$	$M_{2 \text{ perm}}$	$n_2$	$\eta$	Consultation required for mounting position	
								<b><math>n_1 = 700 \text{ rpm}</math></b>				<b><math>n_1 = 840 \text{ rpm}</math></b>						
GSS06 - 3N □□□ □C								269.500	0.30	720	2.6	0.66	0.35	720	3.1	0.67		
1C	2C	3C	4C	5C	6C	7C		310.689	0.26	720	2.3	0.66	0.30	720	2.7	0.67		
80	71	71	71	56C	63	80		350.778	0.23	720	2.0	0.64	0.28	720	2.4	0.65		
160	160	105	120	Nema	160	120		386.467	0.21	720	1.8	0.64	0.25	720	2.2	0.65		
								436.333	0.19	720	1.6	0.63	0.23	720	1.9	0.64		
								497.722	0.17	720	1.4	0.63	0.20	720	1.7	0.64		
								561.944	0.15	720	1.3	0.62	0.18	720	1.5	0.62		
GSS06 - 3N □□□ □D								126.531	0.58	720	5.5	0.72	0.69	720	6.6	0.73		
1D	2D	5D						142.857	0.53	720	4.9	0.70	0.62	720	5.9	0.71		
90	80	143/145TC						155.000	0.48	720	4.5	0.71	0.57	720	5.4	0.72		
160	160	Nema						175.000	0.44	720	4.0	0.69	0.52	720	4.8	0.70		

For dimensions, see page 7-70 onwards.



# Helical-worm gearbox selection table

## Gearbox with mounting flange



$M_2 \text{ perm} \leq 1250 \text{ Nm}$								GSS07-2N □□□										
Gearbox	Mounting flange size Motor frame size Flange diameter							i	50 Hz				60 Hz				50 Hz	60 Hz
									$P_{1\text{perm}}$	$M_{2\text{perm}}$	$n_2$	$\eta$	$P_{1\text{perm}}$	$M_{2\text{perm}}$	$n_2$	$\eta$	Consultation required for mounting position	
																	[kW]	[Nm]
								$n_1 = 2800 \text{ rpm}$				$n_1 = 3360 \text{ rpm}$						
GSS07 - 2N □□□ □C								113.667	3.37	1094	25	0.84	4.04	1100	30	0.84	C, D	
1C	2C	3C	4C	5C	6C	7C	128.333	3.37	1223	22	0.83	4.04	1229	26	0.83	C, D		
80	71	71	71	56C	63	80	137.950	2.81	1101	20	0.83	3.38	1108	24	0.84	C, D		
160	160	105	120	Nema	160	120	155.750	2.81	1231	18	0.82	3.38	1239	22	0.83	C, D		
								174.375	2.26	1106	16	0.82	2.71	1114	19	0.83	C, D	
								196.875	2.26	1235	14	0.81	2.71	1245	17	0.82	C, D	
GSS07 - 2N □□□ □D								14.286	4.62	209	196	0.93	5.15	194	235	0.93	C, D	
1D	2D	5D						22.143	4.62	315	127	0.90	5.15	293	152	0.90	C, D	
90	80	143/145TC						35.306	4.62	501	79	0.90	5.15	467	95	0.90	C, D	
160	160	Nema						43.271	4.62	612	65	0.90	5.15	571	78	0.90	C, D	
								50.000	4.62	664	56	0.84	5.15	619	67	0.85	C, D	
								70.611	4.62	943	40	0.85	5.15	878	48	0.85	C, D	
								79.722	4.62	1053	35	0.84	5.15	981	42	0.84	C, D	
								86.542	4.62	1151	32	0.84	5.15	1074	39	0.85	C, D	
								97.708	4.49	1250	29	0.83	5.10	1186	34	0.84	C, D	
								113.667	3.85	1250	25	0.84	4.59	1250	30	0.84	C, D	
								128.333	3.44	1250	22	0.83	4.11	1250	26	0.83	C, D	
								137.950	3.19	1250	20	0.83	3.81	1250	24	0.84	C, D	
								155.750	2.86	1250	18	0.82	3.41	1250	22	0.83	C, D	
								174.375	2.55	1250	16	0.82	3.04	1250	19	0.83	C, D	
								196.875	2.28	1250	14	0.81	2.72	1250	17	0.82	C, D	
GSS07 - 2N □□□ □E								10.000	13.19	416	280	0.93	14.72	387	336	0.92	C, D	
1E	1E	2E	3E	4E	5E			11.200	13.19	467	250	0.93	14.72	434	300	0.93	C, D	
100	112	90	80	90	182/184TC			14.286	13.19	596	196	0.93	14.49	545	235	0.93	C, D	
160	160	160	160	200	Nema			15.500	11.68	559	181	0.90	12.47	497	217	0.90	C, D	
								17.360	11.34	607	161	0.90	11.89	531	194	0.90	C, D	
								22.143	10.65	727	127	0.90	11.16	635	152	0.90	C, D	
								27.125	10.10	844	103	0.90	10.59	738	124	0.90	C, D	
								31.000	7.07	637	90	0.85	7.54	566	108	0.85	C, D	
								35.306	9.45	1025	79	0.90	9.89	896	95	0.90	C, D	
								39.200	6.54	739	71	0.85	6.87	647	86	0.85	C, D	
								43.271	8.98	1190	65	0.90	9.40	1041	78	0.90	C, D	
								50.000	6.14	882	56	0.84	6.44	773	67	0.85	C, D	
								54.250	6.14	965	52	0.85	6.41	843	62	0.85	C, D	
								61.250	5.82	1023	46	0.84	6.10	896	55	0.84	C, D	
								70.611	5.69	1161	40	0.85	6.01	1025	48	0.85	C, D	
								79.722	5.16	1177	35	0.84	5.70	1085	42	0.84	C, D	
								86.542	5.01	1248	32	0.84	5.61	1170	39	0.85	C, D	
								97.708	4.49	1250	29	0.83	5.10	1186	34	0.84	C, D	
								113.667	3.85	1250	25	0.84	4.59	1250	30	0.84	C, D	
								128.333	3.44	1250	22	0.83	4.11	1250	26	0.83	C, D	
								137.950	3.19	1250	20	0.83	3.81	1250	24	0.84	C, D	
								155.750	2.86	1250	18	0.82	3.41	1250	22	0.83	C, D	
GSS07 - 2N □□□ □F								5.862	13.19	243	478	0.92					C, D	
1F	1F	2F	3F					8.125	13.19	338	345	0.92					C, D	
100	112	90	90					9.086	13.19	370	308	0.90					C, D	
160	160	160	200					10.000	13.19	416	280	0.93					C, D	
								11.200	13.19	467	250	0.93					C, D	
								12.594	12.62	490	222	0.90					C, D	
								14.286	13.19	596	196	0.93					C, D	
								15.500	11.68	559	181	0.90					C, D	
								17.360	11.34	607	161	0.90					C, D	
								20.517	8.47	500	137	0.84					C, D	
								22.143	10.65	727	127	0.90					C, D	
								25.188	7.63	559	111	0.85					C, D	
								27.125	10.10	844	103	0.90					C, D	
								31.000	7.07	637	90	0.85					C, D	
								35.306	9.45	1025	79	0.90					C, D	
								39.200	6.54	739	71	0.85					C, D	
								43.271	8.98	1190	65	0.90					C, D	
								50.000	6.14	882	56	0.84					C, D	

For dimensions, see page 7-70 onwards.

# Helical-worm gearbox selection table

Gearbox with mounting flange

$M_2 \text{ perm} \leq 1250 \text{ Nm}$					GSS07-2N □□□									
					50 Hz				60 Hz				50 Hz	60 Hz
Gearbox	Mounting flange size Motor frame size Flange diameter				i	$P_{1\text{perm}}$	$M_{2\text{perm}}$	$n_2$	$\eta$	$P_{1\text{perm}}$	$M_{2\text{perm}}$	$n_2$	$\eta$	Consultation required for mounting position
						[kW]	[Nm]	[rpm]		[kW]	[Nm]	[rpm]		
					$n_1 = 2800 \text{ rpm}$				$n_1 = 3360 \text{ rpm}$					
GSS07 - 2N □□□ □F					54.250	6.14	965	52	0.85					C, D
	1F	1F	2F	3F	61.250	5.82	1023	46	0.84					C, D
	100	112	90	90	70.611	5.69	1161	40	0.85					C, D
	160	160	160	200	79.722	5.16	1177	35	0.84					C, D
					86.542	5.01	1248	32	0.84					C, D
					97.708	4.49	1250	29	0.83					C, D
GSS07 - 2N □□□ □G					5.862	17.62	324	478	0.92					C, D
	1G	2G	2G	3G	8.125	16.10	412	345	0.92					C, D
	132	100	112	132	9.086	14.72	412	308	0.90					C, D
	300	250	250	250	10.000	15.20	480	280	0.93					C, D
					11.200	14.74	521	250	0.93					C, D
					12.594	12.62	490	222	0.90					C, D
					14.286	13.79	623	196	0.93					C, D
					15.500	11.68	559	181	0.90					C, D
					17.360	11.34	607	161	0.90					C, D
					20.517	8.47	500	137	0.84					C, D
					22.143	10.65	727	127	0.90					C, D
					25.188	7.63	559	111	0.85					C, D
					27.125	10.10	844	103	0.90					C, D
					31.000	7.07	637	90	0.85					C, D
					39.200	6.54	739	71	0.85					C, D
					50.000	6.14	882	56	0.84					C, D
					54.250	6.14	965	52	0.85					C, D
					61.250	5.82	1023	46	0.84					C, D
					$n_1 = 1400 \text{ rpm}$				$n_1 = 1680 \text{ rpm}$					
GSS07 - 2N □□□ □C					113.667	1.68	1066	12	0.82	2.02	1073	15	0.82	
	1C	2C	3C	4C	128.333	1.68	1186	11	0.80	2.02	1197	13	0.81	
	80	71	71	71	137.950	1.41	1072	10	0.81	1.69	1079	12	0.82	
	160	160	105	120	155.750	1.41	1190	9.0	0.80	1.69	1201	11	0.80	
					174.375	1.13	1072	8.0	0.80	1.35	1085	9.6	0.81	
					196.875	1.13	1193	7.1	0.79	1.35	1203	8.5	0.80	
GSS07 - 2N □□□ □D					14.286	2.31	209	98	0.93	2.77	209	118	0.93	
	1D	2D	5D		22.143	2.31	313	63	0.90	2.77	314	76	0.90	
	90	80	143/145TC		35.306	2.31	496	40	0.89	2.77	497	48	0.89	
	160	160	Nema		43.271	2.31	605	32	0.89	2.77	607	39	0.89	
					50.000	2.31	657	28	0.83	2.77	660	34	0.84	
					70.611	2.31	924	20	0.83	2.77	930	24	0.84	
					79.722	2.31	1033	18	0.82	2.77	1040	21	0.83	
					86.542	2.31	1124	16	0.82	2.77	1132	19	0.83	
					97.708	2.30	1250	14	0.81	2.74	1250	17	0.82	
					113.667	1.98	1250	12	0.82	2.35	1250	15	0.82	
					128.333	1.78	1250	11	0.80	2.11	1250	13	0.81	
					137.950	1.64	1250	10	0.81	1.95	1250	12	0.82	
					155.750	1.48	1250	9.0	0.80	1.76	1250	11	0.80	
					174.375	1.32	1250	8.0	0.80	1.56	1250	9.6	0.81	
					196.875	1.18	1250	7.1	0.79	1.41	1250	8.5	0.80	
GSS07 - 2N □□□ □E					10.000	6.60	418	140	0.93	7.92	418	168	0.93	
	1E	1E	2E	3E	11.200	6.60	468	125	0.93	7.92	468	150	0.93	
	100	112	90	80	14.286	6.60	598	98	0.93	7.92	597	118	0.93	
	160	160	160	160	15.500	6.60	629	90	0.90	7.92	630	108	0.90	
					17.360	6.60	704	81	0.90	7.92	705	97	0.90	
					22.143	6.60	894	63	0.90	7.92	897	76	0.90	
					27.125	6.60	1093	52	0.90	7.92	1095	62	0.90	
					31.000	5.94	1065	45	0.85	6.21	930	54	0.85	
					35.306	5.49	1179	40	0.89	6.59	1183	48	0.89	
					39.200	5.24	1175	36	0.84	5.72	1072	43	0.84	
					43.271	4.70	1231	32	0.89	5.64	1237	39	0.89	
					50.000	4.39	1250	28	0.83	5.04	1199	34	0.84	
					54.250	4.03	1250	26	0.84	4.81	1250	31	0.84	
					61.250	3.60	1250	23	0.83	4.30	1250	27	0.83	

For dimensions, see page 7-70 onwards.

# Helical-worm gearbox selection table

## Gearbox with mounting flange



<b>M<sub>2 perm</sub> ≤ 1250 Nm</b>				<b>GSS07-2N □□□</b>													
Gearbox	Mounting flange size Motor frame size Flange diameter			i	50 Hz				60 Hz				50 Hz	60 Hz			
					P <sub>1perm</sub> [kW]	M <sub>2perm</sub> [Nm]	n <sub>2</sub> [rpm]	η	P <sub>1perm</sub> [kW]	M <sub>2perm</sub> [Nm]	n <sub>2</sub> [rpm]	η	Consultation required for mounting position	Consultation required for mounting position			
															n <sub>1</sub> = 1400 rpm		
GSS07 - 2N □□□ □E	1E 1E 2E 3E 4E 5E 100 112 90 80 90 182/184TC 160 160 160 160 200 Nema			70.611	3.12	1250	20	0.83	3.72	1250	24	0.84					
				79.722	2.79	1250	18	0.82	3.33	1250	21	0.83					
				86.542	2.57	1250	16	0.82	3.06	1250	19	0.83					
				97.708	2.30	1250	14	0.81	2.74	1250	17	0.82					
				113.667	1.98	1250	12	0.82	2.35	1250	15	0.82					
				128.333	1.78	1250	11	0.80	2.11	1250	13	0.81					
				137.950	1.64	1250	10	0.81	1.95	1250	12	0.82					
				155.750	1.48	1250	9.0	0.80	1.76	1250	11	0.80					
				GSS07 - 2N □□□ □F	1F 1F 2F 3F 100 112 90 90 160 160 160 200			5.862	6.60	244	239	0.93	7.92	244	287	0.93	C, D
								8.125	6.60	339	172	0.93	7.92	339	207	0.93	C, D
9.086	6.60	370	154					0.90	7.92	370	185	0.90	C, D				
10.000	6.60	418	140					0.93	7.92	418	168	0.93	C, D				
11.200	6.60	468	125					0.93	7.92	468	150	0.93	C, D				
12.594	6.60	512	111					0.90	7.92	512	133	0.90	C, D				
14.286	6.60	598	98					0.93	7.92	597	118	0.93	C, D				
15.500	6.60	629	90					0.90	7.92	630	108	0.90	C, D				
17.360	6.60	704	81					0.90	7.92	705	97	0.90	C, D				
20.517	6.46	764	68					0.85	6.78	669	82	0.85	C, D				
22.143	6.60	894	63					0.90	7.92	897	76	0.90	C, D				
25.188	6.25	913	56					0.85	6.54	797	67	0.85	C, D				
27.125	6.60	1093	52					0.90	7.92	1095	62	0.90	C, D				
31.000	5.94	1065	45					0.85	6.21	930	54	0.85	C, D				
35.306	5.75	1235	40					0.89	6.90	1240	48	0.89	C, D				
39.200	5.24	1175	36					0.84	5.72	1072	43	0.84	C, D				
43.271	4.77	1250	32					0.89	5.70	1250	39	0.89	C, D				
50.000	4.39	1250	28					0.83	5.04	1199	34	0.84	C, D				
54.250	4.03	1250	26					0.84	4.81	1250	31	0.84	C, D				
61.250	3.60	1250	23					0.83	4.30	1250	27	0.83	C, D				
70.611	3.12	1250	20	0.83	3.72	1250	24	0.84	C, D								
79.722	2.79	1250	18	0.82	3.33	1250	21	0.83	C, D								
86.542	2.57	1250	16	0.82	3.06	1250	19	0.83	C, D								
97.708	2.30	1250	14	0.81	2.74	1250	17	0.82	C, D								
GSS07 - 2N □□□ □G	1G 2G 2G 3G 5G 132 100 112 132 213/215TC 300 250 250 250 Nema			5.862	14.55	539	239	0.93	15.30	472	287	0.93	C, D				
				8.125	13.32	685	172	0.93	13.99	599	207	0.93	C, D				
				9.086	11.21	628	154	0.90	11.75	549	185	0.90	C, D				
				10.000	12.59	797	140	0.93	13.23	698	168	0.93	C, D				
				11.200	12.21	866	125	0.93	12.82	758	150	0.93	C, D				
				12.594	10.30	799	111	0.90	10.79	698	133	0.90	C, D				
				14.286	11.43	1036	98	0.93	12.01	906	118	0.93	C, D				
				15.500	9.76	931	90	0.90	10.23	814	108	0.90	C, D				
				17.360	9.48	1012	81	0.90	9.93	885	97	0.90	C, D				
				20.517	6.46	764	68	0.85	6.78	669	82	0.85	C, D				
				22.143	8.93	1211	63	0.90	9.35	1059	76	0.90	C, D				
				25.188	6.25	913	56	0.85	6.54	797	67	0.85	C, D				
				27.125	7.54	1250	52	0.90	8.89	1229	62	0.90	C, D				
				31.000	5.94	1065	45	0.85	6.21	930	54	0.85	C, D				
				39.200	5.24	1175	36	0.84	5.72	1072	43	0.84	C, D				
				50.000	4.39	1250	28	0.83	5.04	1199	34	0.84	C, D				
				54.250	4.03	1250	26	0.84	4.81	1250	31	0.84	C, D				
				61.250	3.60	1250	23	0.83	4.30	1250	27	0.83	C, D				
				GSS07 - 2N □□□ □H	1H 3H 5H 160 132 254/256TC 350 300 Nema			5.862	14.55	539	239	0.93	15.30	472	287	0.93	C, D
								8.125	13.32	685	172	0.93	13.99	599	207	0.93	C, D
9.086	11.21	628	154					0.90	11.75	549	185	0.90	C, D				
10.000	12.59	797	140					0.93	13.23	698	168	0.93	C, D				
11.200	12.21	866	125					0.93	12.82	758	150	0.93	C, D				
12.594	10.30	799	111					0.90	10.79	698	133	0.90	C, D				
15.500	9.76	931	90					0.90	10.23	814	108	0.90	C, D				
17.360	9.48	1012	81					0.90	9.93	885	97	0.90	C, D				
20.517	6.46	764	68					0.85	6.78	669	82	0.85	C, D				
25.188	6.25	913	56					0.85	6.54	797	67	0.85	C, D				
31.000	5.94	1065	45					0.85	6.21	930	54	0.85	C, D				
39.200	5.24	1175	36					0.84	5.72	1072	43	0.84	C, D				

For dimensions, see page 7-70 onwards.

# Helical-worm gearbox selection table

## Gearbox with mounting flange

$M_2 \text{ perm} \leq 1250 \text{ Nm}$								GSS07-2N □□□										
Gearbox	Mounting flange size Motor frame size Flange diameter							i	50 Hz				60 Hz				50 Hz	60 Hz
									$P_{1\text{perm}}$	$M_{2\text{perm}}$	$n_2$	$\eta$	$P_{1\text{perm}}$	$M_{2\text{perm}}$	$n_2$	$\eta$	Consultation required for mounting position	
								$n_1 = 700 \text{ rpm}$				$n_1 = 840 \text{ rpm}$						
GSS07 - 2N □□□ □C								113.667	0.84	1026	6.2	0.79	1.01	1036	7.4	0.79		
1C	2C	3C	4C	5C	6C	7C	128.333	0.84	1140	5.5	0.77	1.01	1152	6.6	0.78			
80	71	71	71	56C	63	80	137.950	0.70	1030	5.1	0.78	0.84	1039	6.1	0.79			
160	160	105	120	Nema	160	120	155.750	0.70	1142	4.5	0.76	0.84	1154	5.4	0.77			
								174.375	0.56	1028	4.0	0.77	0.68	1041	4.8	0.78		
								196.875	0.56	1139	3.6	0.75	0.68	1154	4.3	0.76		
GSS07 - 2N □□□ □D								14.286	1.54	279	49	0.93	1.85	277	59	0.92		
1D	2D	5D						22.143	1.54	412	32	0.89	1.85	414	38	0.89		
90	80	143/145TC						35.306	1.54	648	20	0.87	1.85	652	24	0.88		
160	160	Nema						43.271	1.43	734	16	0.87	1.72	738	19	0.87		
								50.000	1.54	855	14	0.81	1.85	862	17	0.82		
								70.611	1.54	1201	9.9	0.81	1.85	1208	12	0.81		
								79.722	1.44	1250	8.8	0.80	1.72	1250	11	0.80		
								86.542	1.32	1250	8.1	0.80	1.57	1250	9.7	0.81		
								97.708	1.19	1250	7.2	0.79	1.42	1250	8.6	0.80		
								113.667	1.03	1250	6.2	0.79	1.22	1250	7.4	0.79		
								128.333	0.92	1250	5.5	0.77	1.10	1250	6.6	0.78		
								137.950	0.85	1250	5.1	0.78	1.02	1250	6.1	0.79		
								155.750	0.77	1250	4.5	0.76	0.91	1250	5.4	0.77		
								174.375	0.69	1250	4.0	0.77	0.81	1250	4.8	0.78		
								196.875	0.62	1250	3.6	0.75	0.73	1250	4.3	0.76		
GSS07 - 2N □□□ □E								10.000	4.40	547	70	0.91	5.28	558	84	0.93		
1E	1E	2E	3E	4E	5E			11.200	4.40	618	63	0.92	5.28	608	75	0.90		
100	112	90	80	90	182/184TC			14.286	3.97	718	49	0.93	4.76	714	59	0.92		
160	160	160	160	200	Nema			15.500	4.40	831	45	0.89	5.28	833	54	0.90		
								17.360	4.40	929	40	0.89	5.28	932	48	0.89		
								22.143	3.97	1062	32	0.89	4.76	1067	38	0.89		
								27.125	3.41	1113	26	0.88	4.10	1119	31	0.89		
								31.000	3.54	1250	23	0.83	4.22	1250	27	0.84		
								35.306	2.75	1156	20	0.87	3.29	1163	24	0.88		
								39.200	2.84	1250	18	0.82	3.38	1250	21	0.83		
								43.271	2.35	1207	16	0.87	2.82	1213	19	0.87		
								50.000	2.25	1250	14	0.81	2.68	1250	17	0.82		
								54.250	2.07	1250	13	0.82	2.46	1250	16	0.82		
								61.250	1.86	1250	11	0.81	2.21	1250	14	0.81		
								70.611	1.60	1250	9.9	0.81	1.91	1250	12	0.81		
								79.722	1.44	1250	8.8	0.80	1.72	1250	11	0.80		
								86.542	1.32	1250	8.1	0.80	1.57	1250	9.7	0.81		
								97.708	1.19	1250	7.2	0.79	1.42	1250	8.6	0.80		
								113.667	1.03	1250	6.2	0.79	1.22	1250	7.4	0.79		
								128.333	0.92	1250	5.5	0.77	1.10	1250	6.6	0.78		
								137.950	0.85	1250	5.1	0.78	1.02	1250	6.1	0.79		
								155.750	0.77	1250	4.5	0.76	0.91	1250	5.4	0.77		
GSS07 - 2N □□□ □F								5.862	4.40	327	119	0.93	5.28	327	143	0.93		
1F	1F	2F	3F					8.125	4.40	453	86	0.93	5.28	453	103	0.93		
100	112	90	90					9.086	4.40	491	77	0.90	5.28	492	92	0.90		
160	160	160	200					10.000	4.40	547	70	0.91	5.28	558	84	0.93		
								11.200	4.40	618	63	0.92	5.28	608	75	0.90		
								12.594	4.40	677	56	0.90	5.28	679	67	0.90		
								14.286	4.15	751	49	0.93	4.98	747	59	0.92		
								15.500	4.40	831	45	0.89	5.28	833	54	0.90		
								17.360	4.40	929	40	0.89	5.28	932	48	0.89		
								20.517	4.40	1032	34	0.84	5.28	1034	41	0.84		
								22.143	4.15	1112	32	0.89	4.98	1117	38	0.89		
								25.188	4.33	1250	28	0.84	5.14	1244	33	0.85		
								27.125	3.58	1168	26	0.88	4.30	1174	31	0.89		
								31.000	3.54	1250	23	0.83	4.22	1250	27	0.84		
								35.306	2.88	1212	20	0.87	3.45	1218	24	0.88		
								39.200	2.84	1250	18	0.82	3.38	1250	21	0.83		
								43.271	2.44	1250	16	0.87	2.91	1250	19	0.87		
								50.000	2.25	1250	14	0.81	2.68	1250	17	0.82		
								54.250	2.07	1250	13	0.82	2.46	1250	16	0.82		

For dimensions, see page 7-70 onwards.

# Helical-worm gearbox selection table

## Gearbox with mounting flange



$M_2 \text{ perm} \leq 1250 \text{ Nm}$				GSS07-2N □□□										
Gearbox	Mounting flange size Motor frame size Flange diameter			i	50 Hz				60 Hz				50 Hz	60 Hz
					$P_{1\text{perm}}$	$M_{2\text{perm}}$	$n_2$	$\eta$	$P_{1\text{perm}}$	$M_{2\text{perm}}$	$n_2$	$\eta$	Consultation required for mounting position	
													[kW]	[Nm]
				$n_1 = 700 \text{ rpm}$				$n_1 = 840 \text{ rpm}$						
GSS07 - 2N □□□ □F				61.250	1.86	1250	11	0.81	2.21	1250	14	0.81		
1F	1F	2F	3F	70.611	1.60	1250	9.9	0.81	1.91	1250	12	0.81		
100	112	90	90	79.722	1.44	1250	8.8	0.80	1.72	1250	11	0.80		
160	160	160	200	86.542	1.32	1250	8.1	0.80	1.57	1250	9.7	0.81		
				97.708	1.19	1250	7.2	0.79	1.42	1250	8.6	0.80		
GSS07 - 2N □□□ □G				5.862	11.16	830	119	0.93	12.67	784	143	0.93		
1G	2G	2G	3G	8.125	10.46	1079	86	0.93	11.60	996	103	0.93		
132	100	112	132	9.086	9.38	1047	77	0.90	9.82	915	92	0.90		
300	250	250	250	10.000	8.58	1067	70	0.91	10.29	1088	84	0.93		
			5G	11.200	7.70	1083	63	0.92	9.24	1064	75	0.90		
			132 213/215TC	12.594	8.12	1250	56	0.90	9.05	1164	67	0.90		
			Nema	14.286	6.07	1099	49	0.93	7.29	1093	59	0.92		
				15.500	6.61	1250	45	0.89	7.92	1250	54	0.90		
				17.360	5.92	1250	40	0.89	7.08	1250	48	0.89		
				20.517	5.12	1201	34	0.84	5.66	1109	41	0.84		
				22.143	4.67	1250	32	0.89	5.58	1250	38	0.89		
				25.188	4.33	1250	28	0.84	5.14	1244	33	0.85		
				27.125	3.83	1250	26	0.88	4.57	1250	31	0.89		
				31.000	3.54	1250	23	0.83	4.22	1250	27	0.84		
				39.200	2.84	1250	18	0.82	3.38	1250	21	0.83		
				50.000	2.25	1250	14	0.81	2.68	1250	17	0.82		
				54.250	2.07	1250	13	0.82	2.46	1250	16	0.82		
				61.250	1.86	1250	11	0.81	2.21	1250	14	0.81		
GSS07 - 2N □□□ □H				5.862	12.06	896	119	0.93	12.67	784	143	0.93		
1H	3H	5H		8.125	10.46	1079	86	0.93	11.60	996	103	0.93		
160	132	254/256TC		9.086	9.38	1047	77	0.90	9.82	915	92	0.90		
350	300	Nema		10.000	8.58	1067	70	0.91	10.29	1088	84	0.93		
				11.200	7.70	1083	63	0.92	9.24	1064	75	0.90		
				12.594	8.12	1250	56	0.90	9.05	1164	67	0.90		
				15.500	6.61	1250	45	0.89	7.92	1250	54	0.90		
				17.360	5.92	1250	40	0.89	7.08	1250	48	0.89		
				20.517	5.12	1201	34	0.84	5.66	1109	41	0.84		
				25.188	4.33	1250	28	0.84	5.14	1244	33	0.85		
				31.000	3.54	1250	23	0.83	4.22	1250	27	0.84		
				39.200	2.84	1250	18	0.82	3.38	1250	21	0.83		

For dimensions, see page 7-70 onwards.

# Helical-worm gearbox selection table

Gearbox with mounting flange

$M_2 \text{ perm} \leq 1250 \text{ Nm}$		GSS07-3N □□□										
Gearbox	Mounting flange size Motor frame size Flange diameter	i	50 Hz				60 Hz				50 Hz	60 Hz
			$P_{1\text{perm}}$	$M_{2\text{perm}}$	$n_2$	$\eta$	$P_{1\text{perm}}$	$M_{2\text{perm}}$	$n_2$	$\eta$	Consultation required for mounting position	
			[kW]	[Nm]	[rpm]		[kW]	[Nm]	[rpm]			
			$n_1 = 1400 \text{ rpm}$				$n_1 = 1680 \text{ rpm}$					
GSS07 - 3N □□□ □B 1B 5B 71 56C 105 Nema		126.531	1.37	921	11	0.78	1.65	928	13	0.78		
		142.857	1.37	1023	9.8	0.76	1.65	1034	12	0.77		
		155.000	1.37	1121	9.0	0.77	1.65	1128	11	0.78		
		175.000	1.37	1240	8.0	0.76	1.65	1250	9.6	0.76		
		201.746	1.07	1109	6.9	0.75	1.28	1126	8.3	0.77		
		227.778	1.07	1232	6.2	0.74	1.28	1247	7.4	0.75		
		247.139	0.99	1250	5.7	0.75	1.18	1250	6.8	0.75		
		279.028	0.89	1250	5.0	0.74	1.06	1250	6.0	0.74		
		321.673	0.77	1250	4.4	0.74	0.92	1250	5.2	0.75		
		363.179	0.70	1250	3.9	0.72	0.83	1250	4.6	0.73		
		394.245	0.64	1250	3.6	0.73	0.76	1250	4.3	0.74		
		445.116	0.58	1250	3.2	0.71	0.68	1250	3.8	0.72		
		490.403	0.53	1250	2.9	0.71	0.62	1250	3.4	0.72		
		553.681	0.48	1250	2.5	0.70	0.56	1250	3.0	0.71		
		634.639	0.42	1250	2.2	0.69	0.49	1250	2.7	0.71		
		716.528	0.38	1250	2.0	0.68	0.44	1250	2.3	0.69		
		833.556	0.33	1250	1.7	0.68	0.38	1250	2.0	0.69		
	941.111	0.29	1250	1.5	0.66	0.35	1250	1.8	0.67			
	1011.633	0.27	1250	1.4	0.66	0.32	1250	1.7	0.68			
	1142.167	0.25	1250	1.2	0.65	0.29	1250	1.5	0.66			
	1227.755	0.23	1250	1.1	0.65	0.27	1250	1.4	0.66			
	1386.175	0.21	1250	1.0	0.64	0.24	1250	1.2	0.65			
	1569.181	0.18	1250	0.9	0.64	0.22	1250	1.1	0.65			
	1771.656	0.17	1250	0.8	0.63	0.20	1250	1.0	0.63			
GSS07 - 3N □□□ □C 1C 2C 3C 4C 5C 6C 7C 80 71 71 71 56C 63 80 160 160 105 120 Nema 160 120		126.531	1.86	1250	11	0.78	2.22	1250	13	0.78		
		142.857	1.68	1250	9.8	0.76	1.99	1250	12	0.77		
		155.000	1.53	1250	9.0	0.77	1.83	1250	11	0.78		
		175.000	1.39	1250	8.0	0.76	1.65	1250	9.6	0.76		
		201.746	1.20	1250	6.9	0.75	1.42	1250	8.3	0.77		
		227.778	1.08	1250	6.2	0.74	1.28	1250	7.4	0.75		
		247.139	0.99	1250	5.7	0.75	1.18	1250	6.8	0.75		
		279.028	0.89	1250	5.0	0.74	1.06	1250	6.0	0.74		
		321.673	0.77	1250	4.4	0.74	0.92	1250	5.2	0.75		
		363.179	0.70	1250	3.9	0.72	0.83	1250	4.6	0.73		
		394.245	0.64	1250	3.6	0.73	0.76	1250	4.3	0.74		
		445.116	0.58	1250	3.2	0.71	0.68	1250	3.8	0.72		
		490.403	0.53	1250	2.9	0.71	0.62	1250	3.4	0.72		
		553.681	0.48	1250	2.5	0.70	0.56	1250	3.0	0.71		
		634.639	0.42	1250	2.2	0.69	0.49	1250	2.7	0.71		
		716.528	0.38	1250	2.0	0.68	0.44	1250	2.3	0.69		
		833.556	0.33	1250	1.7	0.68	0.38	1250	2.0	0.69		
	941.111	0.29	1250	1.5	0.66	0.35	1250	1.8	0.67			
	1011.633	0.27	1250	1.4	0.66	0.32	1250	1.7	0.68			
	1142.167	0.25	1250	1.2	0.65	0.29	1250	1.5	0.66			
	1227.755	0.23	1250	1.1	0.65	0.27	1250	1.4	0.66			
	1386.175	0.21	1250	1.0	0.64	0.24	1250	1.2	0.65			
GSS07 - 3N □□□ □D 1D 2D 5D 90 80 143/145TC 160 160 Nema		126.531	1.86	1250	11	0.78	2.22	1250	13	0.78		
		142.857	1.68	1250	9.8	0.76	1.99	1250	12	0.77		
		155.000	1.53	1250	9.0	0.77	1.83	1250	11	0.78		
		175.000	1.39	1250	8.0	0.76	1.65	1250	9.6	0.76		
		201.746	1.20	1250	6.9	0.75	1.42	1250	8.3	0.77		
		227.778	1.08	1250	6.2	0.74	1.28	1250	7.4	0.75		
		247.139	0.99	1250	5.7	0.75	1.18	1250	6.8	0.75		
		279.028	0.89	1250	5.0	0.74	1.06	1250	6.0	0.74		
		321.673	0.77	1250	4.4	0.74	0.92	1250	5.2	0.75		
		363.179	0.70	1250	3.9	0.72	0.83	1250	4.6	0.73		
		394.245	0.64	1250	3.6	0.73	0.76	1250	4.3	0.74		
		445.116	0.58	1250	3.2	0.71	0.68	1250	3.8	0.72		
		490.403	0.53	1250	2.9	0.71	0.62	1250	3.4	0.72		
		553.681	0.48	1250	2.5	0.70	0.56	1250	3.0	0.71		

For dimensions, see page 7-70 onwards.

# Helical-worm gearbox selection table

## Gearbox with mounting flange



$M_2 \text{ perm} \leq 1250 \text{ Nm}$							GSS07-3N □□□										
							50 Hz				60 Hz				50 Hz	60 Hz	
Gearbox	Mounting flange size Motor frame size Flange diameter						i	$P_{1\text{perm}}$	$M_{2\text{perm}}$	$n_2$	$\eta$	$P_{1\text{perm}}$	$M_{2\text{perm}}$	$n_2$	$\eta$	Consultation required for mounting position	
								[kW]	[Nm]	[rpm]		[kW]	[Nm]	[rpm]			
GSS07 - 3N □□□ □E 1E 1E 2E 3E 4E 5E 100 112 90 80 90 182/184TC 160 160 160 160 200 Nema							126.531 142.857 155.000 175.000	$n_1 = 1400 \text{ rpm}$				$n_1 = 1680 \text{ rpm}$					
								1.86	1250	11	0.78	2.22	1250	13	0.78		
								1.68	1250	9.8	0.76	1.99	1250	12	0.77		
								1.53	1250	9.0	0.77	1.83	1250	11	0.78		
								1.39	1250	8.0	0.76	1.65	1250	9.6	0.76		
GSS07 - 3N □□□ □B 1B 5B 71 56C 105 Nema							126.531 142.857 155.000 175.000 201.746 227.778 247.139 279.028 321.673 394.245 445.116 490.403 553.681 634.639 716.528 833.556 941.111 1011.633 1142.167 1227.755 1386.175 1569.181 1771.656	$n_1 = 700 \text{ rpm}$				$n_1 = 840 \text{ rpm}$					
								0.77	996	5.5	0.75	0.93	1004	6.6	0.75		
								0.77	1105	4.9	0.73	0.93	1116	5.9	0.74		
								0.77	1206	4.5	0.74	0.93	1219	5.4	0.75		
								0.72	1250	4.0	0.73	0.86	1250	4.8	0.73		
								0.53	1063	3.5	0.72	0.64	1078	4.2	0.73		
								0.53	1176	3.1	0.71	0.64	1195	3.7	0.72		
								0.52	1250	2.8	0.71	0.62	1250	3.4	0.72		
								0.47	1250	2.5	0.70	0.56	1250	3.0	0.71		
								0.41	1250	2.2	0.69	0.48	1250	2.6	0.70		
								0.37	1250	1.9	0.68	0.44	1250	2.3	0.69		
								0.34	1250	1.8	0.68	0.40	1250	2.1	0.69		
								0.31	1250	1.6	0.66	0.37	1250	1.9	0.68		
								0.28	1250	1.4	0.67	0.33	1250	1.7	0.68		
								0.25	1250	1.3	0.65	0.30	1250	1.5	0.66		
								0.22	1250	1.1	0.65	0.26	1250	1.3	0.66		
								0.20	1250	1.0	0.64	0.24	1250	1.2	0.65		
0.17	1250	0.8	0.64	0.20	1250	1.0	0.65										
0.16	1250	0.7	0.62	0.18	1250	0.9	0.63										
0.14	1250	0.7	0.63	0.17	1250	0.8	0.64										
0.13	1250	0.6	0.62	0.15	1250	0.7	0.62										
0.12	1250	0.6	0.62	0.14	1250	0.7	0.63										
0.11	1250	0.5	0.61	0.13	1250	0.6	0.62										
0.09	1250	0.5	0.62	0.11	1250	0.5	0.62										
0.09	1250	0.4	0.60	0.10	1250	0.5	0.61										
GSS07 - 3N □□□ □C 1C 2C 3C 4C 5C 6C 7C 80 71 71 71 56C 63 80 160 160 105 120 Nema 160 120							126.531 142.857 155.000 175.000 201.746 227.778 247.139 279.028 321.673 394.245 445.116 490.403 553.681 634.639 716.528 833.556 941.111 1011.633 1142.167 1227.755 1386.175	0.97	1250	5.5	0.75	1.15	1250	6.6	0.75		
								0.87	1250	4.9	0.73	1.04	1250	5.9	0.74		
								0.80	1250	4.5	0.74	0.95	1250	5.4	0.75		
								0.72	1250	4.0	0.73	0.86	1250	4.8	0.73		
								0.63	1250	3.5	0.72	0.74	1250	4.2	0.73		
								0.57	1250	3.1	0.71	0.67	1250	3.7	0.72		
								0.52	1250	2.8	0.71	0.62	1250	3.4	0.72		
								0.47	1250	2.5	0.70	0.56	1250	3.0	0.71		
								0.41	1250	2.2	0.69	0.48	1250	2.6	0.70		
								0.37	1250	1.9	0.68	0.44	1250	2.3	0.69		
								0.34	1250	1.8	0.68	0.40	1250	2.1	0.69		
								0.31	1250	1.6	0.66	0.37	1250	1.9	0.68		
								0.28	1250	1.4	0.67	0.33	1250	1.7	0.68		
								0.25	1250	1.3	0.65	0.30	1250	1.5	0.66		
								0.22	1250	1.1	0.65	0.26	1250	1.3	0.66		
								0.20	1250	1.0	0.64	0.24	1250	1.2	0.65		
								0.17	1250	0.8	0.64	0.20	1250	1.0	0.65		
0.16	1250	0.7	0.62	0.18	1250	0.9	0.63										
0.14	1250	0.7	0.63	0.17	1250	0.8	0.64										
0.13	1250	0.6	0.62	0.15	1250	0.7	0.62										
0.12	1250	0.6	0.62	0.14	1250	0.7	0.63										
0.11	1250	0.5	0.61	0.13	1250	0.6	0.62										
GSS07 - 3N □□□ □D 1D 2D 5D 90 80 143/145TC 160 160 Nema							126.531 142.857 155.000 175.000 201.746 227.778	0.97	1250	5.5	0.75	1.15	1250	6.6	0.75		
								0.87	1250	4.9	0.73	1.04	1250	5.9	0.74		
								0.80	1250	4.5	0.74	0.95	1250	5.4	0.75		
								0.72	1250	4.0	0.73	0.86	1250	4.8	0.73		
								0.63	1250	3.5	0.72	0.74	1250	4.2	0.73		
0.57	1250	3.1	0.71	0.67	1250	3.7	0.72										

For dimensions, see page 7-70 onwards.

# Helical-worm gearbox selection table

Gearbox with mounting flange

$M_{2\text{ perm}} \leq 1250\text{ Nm}$				GSS07-3N □□□										
Gearbox	Mounting flange size Motor frame size Flange diameter			i	50 Hz				60 Hz				50 Hz	60 Hz
					$P_{1\text{ perm}}$	$M_{2\text{ perm}}$	$n_2$	$\eta$	$P_{1\text{ perm}}$	$M_{2\text{ perm}}$	$n_2$	$\eta$	Consultation required for mounting position	
													[kW]	[Nm]
					<b><math>n_1 = 700\text{ rpm}</math></b>				<b><math>n_1 = 840\text{ rpm}</math></b>					
GSS07 - 3N □□□ □D				247.139	0.52	1250	2.8	0.71	0.62	1250	3.4	0.72		
1D	2D	5D		279.028	0.47	1250	2.5	0.70	0.56	1250	3.0	0.71		
90	80	143/145TC		321.673	0.41	1250	2.2	0.69	0.48	1250	2.6	0.70		
160	160	Nema		363.179	0.37	1250	1.9	0.68	0.44	1250	2.3	0.69		
				394.245	0.34	1250	1.8	0.68	0.40	1250	2.1	0.69		
				445.116	0.31	1250	1.6	0.66	0.37	1250	1.9	0.68		
				490.403	0.28	1250	1.4	0.67	0.33	1250	1.7	0.68		
				553.681	0.25	1250	1.3	0.65	0.30	1250	1.5	0.66		
GSS07 - 3N □□□ □E				126.531	0.97	1250	5.5	0.75	1.15	1250	6.6	0.75		
1E	1E	2E	3E	4E	5E									
100	112	90	80	90	182/184TC				1.04	1250	5.9	0.74		
160	160	160	160	200	Nema				0.95	1250	5.4	0.75		
									0.86	1250	4.8	0.73		

For dimensions, see page 7-70 onwards.





# Helical-worm gearbox selection table

Gearbox with free input shaft

$M_2 \text{ perm} \leq 180 \text{ Nm}$		GSS04-2W □□□										
Gearbox with free input shaft	i	50 Hz				60 Hz				50 Hz	60 Hz	
		$P_1 \text{ perm}$	$M_2 \text{ perm}$	$n_2$	$\eta$	$P_1 \text{ perm}$	$M_2 \text{ perm}$	$n_2$	$\eta$	Consultation required for mounting position		
		[kW]	[Nm]	[rpm]		[kW]	[Nm]	[rpm]				
		<b><math>n_1 = 2800 \text{ rpm}</math></b>				<b><math>n_1 = 3360 \text{ rpm}</math></b>						
GSS04 - 2W □□□ 1A	10.827	1.27	42	259	0.90	1.52	42	310	0.90		C, D	
	13.810	1.18	50	203	0.91	1.42	50	243	0.90		C, D	
	17.360	1.27	67	161	0.88	1.52	67	194	0.89		C, D	
	22.143	1.18	79	127	0.88	1.42	79	152	0.88		C, D	
	34.100	1.29	132	82	0.88	1.55	132	99	0.88		C, D	
	39.200	1.27	136	71	0.80	1.52	136	86	0.80		C, D	
	43.917	1.08	141	64	0.87	1.30	142	77	0.87		C, D	
	50.000	1.18	160	56	0.79	1.35	153	67	0.80		C, D	
	68.200	0.97	180	41	0.80	1.13	177	49	0.81		C, D	
	77.000	0.88	180	36	0.78	1.03	177	44	0.79		C, D	
	87.833	0.76	180	32	0.79	0.90	180	38	0.80		C, D	
	99.167	0.69	180	28	0.77	0.82	180	34	0.78		C, D	
	111.318	0.60	180	25	0.79	0.72	180	30	0.79		C, D	
	125.682	0.55	180	22	0.76	0.66	180	27	0.77		C, D	
	139.500	0.49	180	20	0.77	0.58	180	24	0.78		C, D	
	157.500	0.45	180	18	0.75	0.53	180	21	0.76		C, D	
	183.786	0.38	180	15	0.76	0.45	180	18	0.77		C, D	
	207.500	0.35	180	14	0.74	0.41	180	16	0.75		C, D	
	GSS04 - 2W □□□ 1B	5.639	2.90	50	497	0.89	3.49	49	596	0.88		C, D
		7.733	2.90	69	362	0.90	3.49	68	435	0.89		C, D
9.042		2.90	80	310	0.89	3.49	79	372	0.89		C, D	
9.897		3.34	102	283	0.90	4.01	101	340	0.90		C, D	
10.827		3.30	110	259	0.90	3.96	110	310	0.90		C, D	
12.400		2.90	109	226	0.89	3.49	109	271	0.89		C, D	
13.810		2.80	120	203	0.91	3.36	119	243	0.90		C, D	
15.869		3.04	146	176	0.89	3.43	137	212	0.89		C, D	
17.360		2.87	150	161	0.88	3.24	142	194	0.89		C, D	
20.417		2.13	119	137	0.80	2.38	111	165	0.80		C, D	
22.143		2.44	162	127	0.88	2.75	153	152	0.88		C, D	
24.800		1.93	134	113	0.82	2.16	125	136	0.82		C, D	
27.125		2.13	173	103	0.88	2.40	163	124	0.88		C, D	
31.738		1.64	146	88	0.82	1.84	136	106	0.82		C, D	
34.100		1.77	180	82	0.88	2.06	176	99	0.88		C, D	
39.200		1.41	150	71	0.80	1.57	141	86	0.80		C, D	
43.917		1.38	180	64	0.87	1.65	180	77	0.87		C, D	
50.000		1.21	163	56	0.79	1.35	153	67	0.80		C, D	
54.250		1.17	175	52	0.81	1.31	164	62	0.81		C, D	
61.250		1.06	174	46	0.79	1.19	164	55	0.79		C, D	
68.200	0.97	180	41	0.80	1.13	177	49	0.81		C, D		
77.000	0.88	180	36	0.78	1.03	177	44	0.79		C, D		
87.833	0.76	180	32	0.79	0.90	180	38	0.80		C, D		
99.167	0.69	180	28	0.77	0.82	180	34	0.78		C, D		
111.318	0.60	180	25	0.79	0.72	180	30	0.79		C, D		
125.682	0.55	180	22	0.76	0.66	180	27	0.77		C, D		
139.500	0.49	180	20	0.77	0.58	180	24	0.78		C, D		
157.500	0.45	180	18	0.75	0.53	180	21	0.76		C, D		
GSS04 - 2W □□□ 1C	5.639	4.26	73	497	0.89	3.85	54	596	0.88		C, D	
	7.733	4.56	108	362	0.90	4.45	87	435	0.89		C, D	
	9.042	4.36	120	310	0.89	4.65	106	372	0.89		C, D	
	9.897	4.02	123	283	0.90	4.57	115	340	0.90		C, D	
	10.827	3.84	128	259	0.90	4.54	126	310	0.90		C, D	
	12.400	3.60	135	226	0.89	4.06	127	271	0.89		C, D	
	13.810	3.24	139	203	0.91	3.89	138	243	0.90		C, D	
	15.869	3.04	146	176	0.89	3.43	137	212	0.89		C, D	
	17.360	2.87	150	161	0.88	3.24	142	194	0.89		C, D	
	20.417	2.13	119	137	0.80	2.38	111	165	0.80		C, D	
	22.143	2.44	162	127	0.88	2.75	153	152	0.88		C, D	
	24.800	1.93	134	113	0.82	2.16	125	136	0.82		C, D	
	27.125	2.13	173	103	0.88	2.40	163	124	0.88		C, D	
	31.738	1.64	146	88	0.82	1.84	136	106	0.82		C, D	
	34.100	1.77	180	82	0.88	2.06	176	99	0.88		C, D	
39.200	1.41	150	71	0.80	1.57	141	86	0.80		C, D		

For dimensions, see page 7-88 onwards.

# Helical-worm gearbox selection table

## Gearbox with free input shaft



$M_2 \text{ perm} \leq 180 \text{ Nm}$		GSS04-2W □□□									
Gearbox with free input shaft	i	50 Hz				60 Hz				50 Hz	60 Hz
		$P_1 \text{ perm}$	$M_2 \text{ perm}$	$n_2$	$\eta$	$P_1 \text{ perm}$	$M_2 \text{ perm}$	$n_2$	$\eta$	Consultation required for mounting position	
		[kW]	[Nm]	[rpm]		[kW]	[Nm]	[rpm]			
GSS04 - 2W □□□ 1C		<b><math>n_1 = 2800 \text{ rpm}</math></b>				<b><math>n_1 = 3360 \text{ rpm}</math></b>					
	43.917	1.38	180	64	0.87	1.65	180	77	0.87		C, D
	50.000	1.21	163	56	0.79	1.35	153	67	0.80		C, D
	54.250	1.17	175	52	0.81	1.31	164	62	0.81		C, D
	61.250	1.06	174	46	0.79	1.19	164	55	0.79		C, D
	68.200	0.97	180	41	0.80	1.13	177	49	0.81		C, D
	77.000	0.88	180	36	0.78	1.03	177	44	0.79		C, D
	87.833	0.76	180	32	0.79	0.90	180	38	0.80		C, D
99.167	0.69	180	28	0.77	0.82	180	34	0.78		C, D	
GSS04 - 2W □□□ 1A		<b><math>n_1 = 1400 \text{ rpm}</math></b>				<b><math>n_1 = 1680 \text{ rpm}</math></b>					
	10.827	0.63	43	129	0.91	0.76	43	155	0.91		
	13.810	0.59	51	101	0.91	0.71	51	122	0.91		
	17.360	0.63	66	81	0.88	0.76	66	97	0.88		
	22.143	0.59	77	63	0.87	0.71	78	76	0.87		
	34.100	0.65	129	41	0.86	0.78	130	49	0.86		
	39.200	0.63	133	36	0.78	0.76	133	43	0.79		
	43.917	0.54	138	32	0.85	0.65	139	38	0.86		
	50.000	0.59	155	28	0.77	0.71	157	34	0.78		
	68.200	0.50	180	21	0.78	0.59	180	25	0.78		
	77.000	0.46	180	18	0.75	0.54	180	22	0.76		
	87.833	0.39	180	16	0.76	0.47	180	19	0.77		
	99.167	0.36	180	14	0.74	0.43	180	17	0.75		
	111.318	0.32	180	13	0.75	0.37	180	15	0.76		
	125.682	0.29	180	11	0.73	0.34	180	13	0.74		
	139.500	0.26	180	10	0.74	0.30	180	12	0.75		
	157.500	0.23	180	8.9	0.71	0.28	180	11	0.72		
183.786	0.20	180	7.6	0.73	0.23	180	9.1	0.74			
207.500	0.18	180	6.8	0.70	0.22	180	8.1	0.71			
GSS04 - 2W □□□ 1B	5.639	1.45	51	248	0.90	1.74	50	298	0.90		
	7.733	1.45	70	181	0.91	1.74	69	217	0.91		
	9.042	1.45	79	155	0.88	1.74	79	186	0.89		
	9.897	1.67	103	142	0.91	2.00	103	170	0.91		
	10.827	1.65	111	129	0.91	1.98	111	155	0.91		
	12.400	1.45	108	113	0.88	1.74	108	136	0.88		
	13.810	1.40	121	101	0.91	1.68	121	122	0.91		
	15.869	1.67	158	88	0.88	2.00	159	106	0.88		
	17.360	1.65	171	81	0.88	1.98	171	97	0.88		
	20.417	1.38	153	69	0.80	1.54	144	82	0.80		
	22.143	1.37	180	63	0.87	1.64	180	76	0.87		
	24.800	1.24	171	57	0.81	1.40	160	68	0.81		
	27.125	1.13	180	52	0.86	1.34	180	62	0.87		
	31.738	1.04	180	44	0.80	1.19	174	53	0.81		
	34.100	0.90	180	41	0.86	1.08	180	49	0.86		
	39.200	0.86	180	36	0.78	1.02	179	43	0.79		
	43.917	0.71	180	32	0.85	0.84	180	38	0.86		
	50.000	0.68	180	28	0.77	0.81	180	34	0.78		
	54.250	0.62	180	26	0.79	0.74	180	31	0.79		
	61.250	0.57	180	23	0.76	0.67	180	27	0.77		
	68.200	0.50	180	21	0.78	0.59	180	25	0.78		
	77.000	0.46	180	18	0.75	0.54	180	22	0.76		
87.833	0.39	180	16	0.76	0.47	180	19	0.77			
99.167	0.36	180	14	0.74	0.43	180	17	0.75			
111.318	0.32	180	13	0.75	0.37	180	15	0.76			
125.682	0.29	180	11	0.73	0.34	180	13	0.74			
139.500	0.26	180	10	0.74	0.30	180	12	0.75			
157.500	0.23	180	8.9	0.71	0.28	180	11	0.72			
GSS04 - 2W □□□ 1C	5.639	2.39	83	248	0.90	2.87	83	298	0.90		
	7.733	2.39	115	181	0.91	2.87	114	217	0.91		
	9.042	2.39	130	155	0.88	2.87	131	186	0.89		
	9.897	2.01	124	142	0.91	2.41	124	170	0.91		
	10.827	1.92	130	129	0.91	2.31	129	155	0.91		

For dimensions, see page 7-88 onwards.

# Helical-worm gearbox selection table

Gearbox with free input shaft

$M_2 \text{ perm} \leq 180 \text{ Nm}$		GSS04-2W □□□									
Gearbox with free input shaft	i	50 Hz				60 Hz				50 Hz	60 Hz
		$P_1 \text{ perm}$	$M_2 \text{ perm}$	$n_2$	$\eta$	$P_1 \text{ perm}$	$M_2 \text{ perm}$	$n_2$	$\eta$	Consultation required for mounting position	
		[kW]	[Nm]	[rpm]		[kW]	[Nm]	[rpm]			
GSS04 - 2W □□□ 1C		<b><math>n_1 = 1400 \text{ rpm}</math></b>				<b><math>n_1 = 1680 \text{ rpm}</math></b>					
	12.400	2.29	170	113	0.88	2.58	160	136	0.88		
	13.810	1.62	140	101	0.91	1.94	139	122	0.91		
	15.869	1.90	180	88	0.88	2.18	173	106	0.88		
	17.360	1.74	180	81	0.88	2.05	178	97	0.88		
	20.417	1.38	153	69	0.80	1.54	144	82	0.80		
	22.143	1.37	180	63	0.87	1.64	180	76	0.87		
	24.800	1.24	171	57	0.81	1.40	160	68	0.81		
	27.125	1.13	180	52	0.86	1.34	180	62	0.87		
	31.738	1.04	180	44	0.80	1.19	174	53	0.81		
	34.100	0.90	180	41	0.86	1.08	180	49	0.86		
	39.200	0.86	180	36	0.78	1.02	179	43	0.79		
	43.917	0.71	180	32	0.85	0.84	180	38	0.86		
	50.000	0.68	180	28	0.77	0.81	180	34	0.78		
	54.250	0.62	180	26	0.79	0.74	180	31	0.79		
	61.250	0.57	180	23	0.76	0.67	180	27	0.77		
	68.200	0.50	180	21	0.78	0.59	180	25	0.78		
	77.000	0.46	180	18	0.75	0.54	180	22	0.76		
	87.833	0.39	180	16	0.76	0.47	180	19	0.77		
99.167	0.36	180	14	0.74	0.43	180	17	0.75			
GSS04 - 2W □□□ 1A		<b><math>n_1 = 700 \text{ rpm}</math></b>				<b><math>n_1 = 840 \text{ rpm}</math></b>					
	10.827	0.32	43	65	0.92	0.38	43	78	0.91		
	13.810	0.30	51	51	0.91	0.35	51	61	0.91		
	17.360	0.32	65	40	0.86	0.38	65	48	0.86		
	22.143	0.30	76	32	0.85	0.35	76	38	0.86		
	34.100	0.32	125	21	0.83	0.39	126	25	0.84		
	39.200	0.32	128	18	0.75	0.38	129	21	0.76		
	43.917	0.27	133	16	0.82	0.32	134	19	0.83		
	50.000	0.30	149	14	0.74	0.35	151	17	0.75		
	68.200	0.26	180	10	0.74	0.31	180	12	0.75		
	77.000	0.24	180	9.1	0.71	0.28	180	11	0.73		
	87.833	0.21	180	8.0	0.73	0.24	180	9.6	0.74		
	99.167	0.19	180	7.1	0.70	0.22	180	8.5	0.71		
	111.318	0.17	180	6.3	0.71	0.20	180	7.6	0.73		
	125.682	0.15	180	5.6	0.68	0.18	180	6.7	0.70		
	139.500	0.14	180	5.0	0.69	0.16	180	6.0	0.71		
	157.500	0.13	180	4.4	0.67	0.15	180	5.3	0.68		
	183.786	0.10	169	3.8	0.67	0.12	173	4.6	0.69		
	207.500	0.10	180	3.4	0.64	0.12	180	4.1	0.66		
GSS04 - 2W □□□ 1B											
	5.639	0.73	51	124	0.91	0.87	51	149	0.91		
	7.733	0.73	70	91	0.92	0.87	70	109	0.91		
	9.042	0.73	78	77	0.87	0.87	79	93	0.88		
	9.897	0.83	103	71	0.92	1.00	103	85	0.92		
	10.827	0.82	111	65	0.92	0.99	111	78	0.91		
	12.400	0.73	106	57	0.87	0.87	107	68	0.87		
	13.810	0.70	120	51	0.91	0.84	121	61	0.91		
	15.869	0.83	155	44	0.86	1.00	156	53	0.87		
	17.360	0.82	168	40	0.86	0.99	169	48	0.86		
	20.417	0.73	158	34	0.78	0.87	159	41	0.79		
	22.143	0.70	180	32	0.85	0.84	180	38	0.86		
	24.800	0.67	180	28	0.79	0.80	180	34	0.80		
	27.125	0.58	180	26	0.84	0.69	180	31	0.85		
	31.738	0.53	180	22	0.78	0.63	180	27	0.79		
	34.100	0.47	180	21	0.83	0.55	180	25	0.84		
	39.200	0.45	180	18	0.75	0.53	180	21	0.76		
	43.917	0.37	180	16	0.82	0.44	180	19	0.83		
	50.000	0.36	180	14	0.74	0.42	180	17	0.75		
	54.250	0.32	180	13	0.75	0.38	180	16	0.76		
	61.250	0.30	180	11	0.73	0.35	180	14	0.74		
	68.200	0.26	180	10	0.74	0.31	180	12	0.75		
	77.000	0.24	180	9.1	0.71	0.28	180	11	0.73		
	87.833	0.21	180	8.0	0.73	0.24	180	9.6	0.74		

For dimensions, see page 7-88 onwards.

# Helical-worm gearbox selection table

## Gearbox with free input shaft



$M_2 \text{ perm} \leq 180 \text{ Nm}$		GSS04-2W □□□									
Gearbox with free input shaft	i	50 Hz				60 Hz				50 Hz	60 Hz
		$P_1 \text{ perm}$	$M_2 \text{ perm}$	$n_2$	$\eta$	$P_1 \text{ perm}$	$M_2 \text{ perm}$	$n_2$	$\eta$	Consultation required for mounting position	
		[kW]	[Nm]	[rpm]		[kW]	[Nm]	[rpm]			
		<b><math>n_1 = 700 \text{ rpm}</math></b>				<b><math>n_1 = 840 \text{ rpm}</math></b>					
GSS04 - 2W □□□ 1B	99.167	0.19	180	7.1	0.70	0.22	180	8.5	0.71		
	111.318	0.17	180	6.3	0.71	0.20	180	7.6	0.73		
	125.682	0.15	180	5.6	0.68	0.18	180	6.7	0.70		
	139.500	0.14	180	5.0	0.69	0.16	180	6.0	0.71		
	157.500	0.13	180	4.4	0.67	0.15	180	5.3	0.68		
GSS04 - 2W □□□ 1C	5.639	1.20	84	124	0.91	1.43	84	149	0.91		
	7.733	1.20	115	91	0.92	1.43	115	109	0.91		
	9.042	1.20	129	77	0.87	1.43	129	93	0.88		
	9.897	1.01	124	71	0.92	1.21	124	85	0.92		
	10.827	0.96	130	65	0.92	1.15	130	78	0.91		
	12.400	1.20	175	57	0.87	1.43	176	68	0.87		
	13.810	0.81	139	51	0.91	0.97	140	61	0.91		
	15.869	0.97	180	44	0.86	1.15	180	53	0.87		
	17.360	0.89	180	40	0.86	1.06	180	48	0.86		
	20.417	0.83	180	34	0.78	0.99	180	41	0.79		
	22.143	0.70	180	32	0.85	0.84	180	38	0.86		
	24.800	0.67	180	28	0.79	0.80	180	34	0.80		
	27.125	0.58	180	26	0.84	0.69	180	31	0.85		
	31.738	0.53	180	22	0.78	0.63	180	27	0.79		
	34.100	0.47	180	21	0.83	0.55	180	25	0.84		
	39.200	0.45	180	18	0.75	0.53	180	21	0.76		
	43.917	0.37	180	16	0.82	0.44	180	19	0.83		
	50.000	0.36	180	14	0.74	0.42	180	17	0.75		
	54.250	0.32	180	13	0.75	0.38	180	16	0.76		
	61.250	0.30	180	11	0.73	0.35	180	14	0.74		
68.200	0.26	180	10	0.74	0.31	180	12	0.75			
77.000	0.24	180	9.1	0.71	0.28	180	11	0.73			
87.833	0.21	180	8.0	0.73	0.24	180	9.6	0.74			
99.167	0.19	180	7.1	0.70	0.22	180	8.5	0.71			

For dimensions, see page 7-88 onwards.

# Helical-worm gearbox selection table

Gearbox with free input shaft

$M_2 \text{ perm} \leq 360 \text{ Nm}$		GSS05-2W □□□									
Gearbox with free input shaft	i	50 Hz				60 Hz				50 Hz	60 Hz
		$P_1 \text{ perm}$	$M_2 \text{ perm}$	$n_2$	$\eta$	$P_1 \text{ perm}$	$M_2 \text{ perm}$	$n_2$	$\eta$	Consultation required for mounting position	
		[kW]	[Nm]	[rpm]		[kW]	[Nm]	[rpm]			
		<b><math>n_1 = 2800 \text{ rpm}</math></b>				<b><math>n_1 = 3360 \text{ rpm}</math></b>					
GSS05 - 2W □□□ 1B	10.827	2.90	98	259	0.91	3.49	97	310	0.91	C, D	
	13.810	2.84	122	203	0.91	3.41	122	243	0.91	C, D	
	17.360	2.90	152	161	0.88	3.49	152	194	0.88	C, D	
	22.143	2.84	190	127	0.89	3.41	190	152	0.89	C, D	
	35.306	1.98	212	79	0.89	2.38	212	95	0.89	C, D	
	39.200	2.31	248	71	0.81	2.59	231	86	0.80	C, D	
	43.917	1.66	221	64	0.89	1.99	221	77	0.89	C, D	
	50.000	1.97	272	56	0.81	2.21	253	67	0.81	C, D	
	70.611	1.59	316	40	0.82	1.79	296	48	0.82	C, D	
	79.722	1.47	323	35	0.81	1.65	302	42	0.81	C, D	
	87.833	1.39	342	32	0.82	1.56	320	38	0.82	C, D	
	99.167	1.28	350	28	0.81	1.43	327	34	0.81	C, D	
	113.667	1.13	360	25	0.82	1.32	352	30	0.82	C, D	
	128.333	1.02	360	22	0.81	1.22	360	26	0.81	C, D	
	137.950	0.93	360	20	0.82	1.11	360	24	0.82	C, D	
	155.750	0.84	360	18	0.81	1.00	360	22	0.81	C, D	
	176.313	0.73	360	16	0.82	0.87	360	19	0.82	C, D	
199.063	0.66	360	14	0.80	0.79	360	17	0.81	C, D		
GSS05 - 2W □□□ 1C	9.897	4.98	153	283	0.91	5.97	152	340	0.91	C, D	
	10.827	4.75	160	259	0.91	5.70	159	310	0.91	C, D	
	13.810	4.01	172	203	0.91	4.81	172	243	0.91	C, D	
	15.869	4.95	237	176	0.88	5.58	222	212	0.88	C, D	
	17.360	4.67	245	161	0.88	5.26	229	194	0.88	C, D	
	22.143	3.96	266	127	0.89	4.47	249	152	0.89	C, D	
	27.125	3.45	283	103	0.89	3.90	267	124	0.89	C, D	
	31.738	2.65	235	88	0.82	2.98	219	106	0.82	C, D	
	35.306	2.77	296	79	0.89	3.27	291	95	0.89	C, D	
	39.200	2.31	248	71	0.81	2.59	231	86	0.80	C, D	
	43.917	2.31	307	64	0.89	2.77	307	77	0.89	C, D	
	50.000	1.97	272	56	0.81	2.21	253	67	0.81	C, D	
	54.250	1.89	288	52	0.82	2.12	269	62	0.82	C, D	
	61.250	1.74	293	46	0.81	1.95	274	55	0.81	C, D	
	70.611	1.59	316	40	0.82	1.79	296	48	0.82	C, D	
	79.722	1.47	323	35	0.81	1.65	302	42	0.81	C, D	
	87.833	1.39	342	32	0.82	1.56	320	38	0.82	C, D	
99.167	1.28	350	28	0.81	1.43	327	34	0.81	C, D		
113.667	1.13	360	25	0.82	1.32	352	30	0.82	C, D		
128.333	1.02	360	22	0.81	1.22	360	26	0.81	C, D		
137.950	0.93	360	20	0.82	1.11	360	24	0.82	C, D		
155.750	0.84	360	18	0.81	1.00	360	22	0.81	C, D		
GSS05 - 2W □□□ 1D	5.639	7.85	136	497	0.90	8.31	119	596	0.90	C, D	
	7.733	7.13	170	362	0.91	7.54	150	435	0.90	C, D	
	9.042	6.00	161	310	0.87	5.71	127	372	0.86	C, D	
	9.897	6.63	203	283	0.91	7.00	179	340	0.91	C, D	
	10.827	6.45	217	259	0.91	6.81	190	310	0.91	C, D	
	12.400	5.86	218	226	0.88	6.05	187	271	0.88	C, D	
	13.810	6.01	258	203	0.91	6.34	227	243	0.91	C, D	
	15.869	4.95	237	176	0.88	5.58	222	212	0.88	C, D	
	17.360	4.67	245	161	0.88	5.26	229	194	0.88	C, D	
	20.417	3.21	175	137	0.79	3.14	141	165	0.77	C, D	
	22.143	3.96	266	127	0.89	4.47	249	152	0.89	C, D	
	24.800	3.11	214	113	0.81	3.49	199	136	0.81	C, D	
	27.125	3.46	284	103	0.89	3.90	267	124	0.89	C, D	
	31.738	2.65	235	88	0.82	2.98	219	106	0.82	C, D	
	35.306	2.90	310	79	0.89	3.27	291	95	0.89	C, D	
	39.200	2.31	248	71	0.81	2.59	231	86	0.80	C, D	
	43.917	2.51	334	64	0.89	2.83	313	77	0.89	C, D	
50.000	1.97	272	56	0.81	2.21	253	67	0.81	C, D		
54.250	1.89	288	52	0.82	2.12	269	62	0.82	C, D		
61.250	1.74	293	46	0.81	1.95	274	55	0.81	C, D		
70.611	1.59	316	40	0.82	1.79	296	48	0.82	C, D		
79.722	1.47	323	35	0.81	1.65	302	42	0.81	C, D		
87.833	1.39	342	32	0.82	1.56	320	38	0.82	C, D		
99.167	1.28	350	28	0.81	1.43	327	34	0.81	C, D		

For dimensions, see page 7-88 onwards.

# Helical-worm gearbox selection table

## Gearbox with free input shaft



$M_2 \text{ perm} \leq 360 \text{ Nm}$		GSS05-2W □□□									
Gearbox with free input shaft	i	50 Hz				60 Hz				50 Hz	60 Hz
		$P_1 \text{ perm}$	$M_2 \text{ perm}$	$n_2$	$\eta$	$P_1 \text{ perm}$	$M_2 \text{ perm}$	$n_2$	$\eta$	Consultation required for mounting position	
		[kW]	[Nm]	[rpm]		[kW]	[Nm]	[rpm]			
		<b><math>n_1 = 1400 \text{ rpm}</math></b>				<b><math>n_1 = 1680 \text{ rpm}</math></b>					
GSS05 - 2W □□□ <b>1B</b>	10.827	1.45	98	129	0.92	1.74	98	155	0.92		
	13.810	1.42	123	101	0.92	1.71	123	122	0.92		
	17.360	1.45	153	81	0.89	1.74	153	97	0.89		
	22.143	1.42	191	63	0.89	1.71	191	76	0.89		
	35.306	0.99	212	40	0.89	1.19	212	48	0.89		
	39.200	1.45	314	36	0.81	1.67	301	43	0.81		
	43.917	0.83	221	32	0.89	1.00	221	38	0.89		
	50.000	1.28	353	28	0.81	1.43	329	34	0.81		
	70.611	0.91	360	20	0.82	1.09	360	24	0.82		
	79.722	0.82	360	18	0.81	0.98	360	21	0.81		
	87.833	0.73	360	16	0.82	0.88	360	19	0.82		
	99.167	0.66	360	14	0.80	0.79	360	17	0.81		
	113.667	0.57	360	12	0.81	0.68	360	15	0.82		
	128.333	0.52	360	11	0.79	0.62	360	13	0.80		
	137.950	0.48	360	10	0.80	0.57	360	12	0.81		
	155.750	0.43	360	9.0	0.78	0.52	360	11	0.79		
	176.313	0.38	360	7.9	0.79	0.45	360	9.5	0.80		
	199.063	0.35	360	7.0	0.77	0.41	360	8.4	0.78		
	GSS05 - 2W □□□ <b>1C</b>	9.897	2.49	154	142	0.92	2.99	154	170	0.91	
10.827		2.38	161	129	0.92	2.85	161	155	0.92		
13.810		2.01	173	101	0.92	2.41	173	122	0.92		
15.869		2.49	239	88	0.89	2.99	239	106	0.89		
17.360		2.38	250	81	0.89	2.85	250	97	0.89		
22.143		2.01	269	63	0.89	2.41	269	76	0.89		
27.125		1.72	283	52	0.89	2.07	283	62	0.89		
31.738		1.71	305	44	0.82	1.92	286	53	0.82		
35.306		1.38	296	40	0.89	1.66	296	48	0.89		
39.200		1.49	323	36	0.81	1.67	301	43	0.81		
43.917		1.16	307	32	0.89	1.39	307	38	0.89		
50.000		1.28	353	28	0.81	1.43	329	34	0.81		
54.250		1.18	360	26	0.82	1.37	347	31	0.82		
61.250		1.06	360	23	0.81	1.26	355	27	0.81		
70.611		0.91	360	20	0.82	1.09	360	24	0.82		
79.722		0.82	360	18	0.81	0.98	360	21	0.81		
87.833		0.73	360	16	0.82	0.88	360	19	0.82		
99.167		0.66	360	14	0.80	0.79	360	17	0.81		
113.667		0.57	360	12	0.81	0.68	360	15	0.82		
128.333	0.52	360	11	0.79	0.62	360	13	0.80			
137.950	0.48	360	10	0.80	0.57	360	12	0.81			
155.750	0.43	360	9.0	0.78	0.52	360	11	0.79			
GSS05 - 2W □□□ <b>1D</b>	5.639	4.56	160	248	0.91	5.48	160	298	0.91		
	7.733	4.56	220	181	0.91	5.48	220	217	0.91		
	9.042	4.56	249	155	0.89	5.18	235	186	0.88		
	9.897	3.87	239	142	0.92	4.64	239	170	0.91		
	10.827	3.70	250	129	0.92	4.44	250	155	0.92		
	12.400	3.71	279	113	0.89	4.19	262	136	0.89		
	13.810	3.14	271	101	0.92	3.77	271	122	0.92		
	15.869	3.14	301	88	0.89	3.54	283	106	0.89		
	17.360	2.96	311	81	0.89	3.34	292	97	0.89		
	20.417	2.26	253	69	0.81	2.53	236	82	0.80		
	22.143	2.51	337	63	0.89	2.83	317	76	0.89		
	24.800	2.01	280	57	0.82	2.25	261	68	0.82		
	27.125	2.19	360	52	0.89	2.48	339	62	0.89		
	31.738	1.71	305	44	0.82	1.92	286	53	0.82		
	35.306	1.68	360	40	0.89	2.02	360	48	0.89		
	39.200	1.49	323	36	0.81	1.67	301	43	0.81		
	43.917	1.36	360	32	0.89	1.63	360	38	0.89		
	50.000	1.28	353	28	0.81	1.43	329	34	0.81		
	54.250	1.18	360	26	0.82	1.37	347	31	0.82		
61.250	1.06	360	23	0.81	1.26	355	27	0.81			
70.611	0.91	360	20	0.82	1.09	360	24	0.82			
79.722	0.82	360	18	0.81	0.98	360	21	0.81			
87.833	0.73	360	16	0.82	0.88	360	19	0.82			
99.167	0.66	360	14	0.80	0.79	360	17	0.81			

For dimensions, see page 7-88 onwards.

# Helical-worm gearbox selection table

Gearbox with free input shaft

$M_2 \text{ perm} \leq 360 \text{ Nm}$		GSS05-2W □□□									
Gearbox with free input shaft	i	50 Hz				60 Hz				50 Hz	60 Hz
		$P_1 \text{ perm}$	$M_2 \text{ perm}$	$n_2$	$\eta$	$P_1 \text{ perm}$	$M_2 \text{ perm}$	$n_2$	$\eta$	Consultation required for mounting position	
		[kW]	[Nm]	[rpm]		[kW]	[Nm]	[rpm]			
		<b><math>n_1 = 700 \text{ rpm}</math></b>				<b><math>n_1 = 840 \text{ rpm}</math></b>					
GSS05 - 2W □□□ 1B	10.827	0.73	96	65	0.90	0.87	94	78	0.87		
	13.810	0.71	122	51	0.91	0.85	121	61	0.90		
	17.360	0.73	153	40	0.89	0.87	153	48	0.89		
	22.143	0.71	190	32	0.89	0.85	191	38	0.89		
	35.306	0.50	208	20	0.87	0.59	210	24	0.88		
	39.200	0.73	315	18	0.81	0.87	315	21	0.81		
	43.917	0.42	215	16	0.86	0.50	217	19	0.87		
	50.000	0.66	360	14	0.80	0.78	360	17	0.81		
	70.611	0.47	360	9.9	0.80	0.56	360	12	0.81		
	79.722	0.43	360	8.8	0.78	0.50	360	11	0.79		
	87.833	0.38	360	8.0	0.79	0.45	360	9.6	0.80		
	99.167	0.35	360	7.1	0.77	0.41	360	8.5	0.78		
	113.667	0.30	360	6.2	0.77	0.36	360	7.4	0.78		
	128.333	0.28	360	5.5	0.75	0.32	360	6.6	0.76		
	137.950	0.26	360	5.1	0.75	0.30	360	6.1	0.77		
	155.750	0.23	360	4.5	0.73	0.27	360	5.4	0.75		
	176.313	0.20	352	4.0	0.73	0.24	360	4.8	0.74		
199.063	0.19	360	3.5	0.70	0.22	360	4.2	0.72			
GSS05 - 2W □□□ 1C	9.897	1.24	149	71	0.89	1.49	154	85	0.92		
	10.827	1.19	158	65	0.90	1.43	153	78	0.87		
	13.810	1.00	172	51	0.91	1.20	171	61	0.90		
	15.869	1.24	239	44	0.89	1.49	239	53	0.89		
	17.360	1.19	250	40	0.89	1.43	250	48	0.89		
	22.143	1.00	268	32	0.89	1.20	269	38	0.89		
	27.125	0.86	281	26	0.88	1.03	282	31	0.88		
	31.738	1.01	360	22	0.82	1.21	360	27	0.82		
	35.306	0.69	291	20	0.87	0.83	293	24	0.88		
	39.200	0.83	360	18	0.81	1.00	360	21	0.81		
	43.917	0.58	299	16	0.86	0.69	302	19	0.87		
	50.000	0.66	360	14	0.80	0.78	360	17	0.81		
	54.250	0.60	360	13	0.81	0.71	360	16	0.82		
	61.250	0.54	360	11	0.79	0.64	360	14	0.80		
	70.611	0.47	360	9.9	0.80	0.56	360	12	0.81		
	79.722	0.43	360	8.8	0.78	0.50	360	11	0.79		
	87.833	0.38	360	8.0	0.79	0.45	360	9.6	0.80		
99.167	0.35	360	7.1	0.77	0.41	360	8.5	0.78			
113.667	0.30	360	6.2	0.77	0.36	360	7.4	0.78			
128.333	0.28	360	5.5	0.75	0.32	360	6.6	0.76			
137.950	0.26	360	5.1	0.75	0.30	360	6.1	0.77			
155.750	0.23	360	4.5	0.73	0.27	360	5.4	0.75			
GSS05 - 2W □□□ 1D	5.639	2.28	161	124	0.92	2.74	161	149	0.92		
	7.733	2.28	221	91	0.92	2.74	221	109	0.92		
	9.042	2.28	250	77	0.89	2.74	250	93	0.89		
	9.897	1.93	232	71	0.89	2.32	240	85	0.92		
	10.827	1.85	246	65	0.90	2.22	238	78	0.87		
	12.400	2.28	343	57	0.89	2.65	332	68	0.89		
	13.810	1.57	270	51	0.91	1.88	267	61	0.90		
	15.869	1.87	360	44	0.89	2.24	359	53	0.89		
	17.360	1.71	360	40	0.89	2.05	360	48	0.89		
	20.417	1.46	330	34	0.81	1.64	308	41	0.81		
	22.143	1.35	360	32	0.89	1.61	360	38	0.89		
	24.800	1.29	360	28	0.82	1.45	338	34	0.82		
	27.125	1.10	360	26	0.88	1.32	360	31	0.88		
	31.738	1.01	360	22	0.82	1.21	360	27	0.82		
	35.306	0.86	360	20	0.87	1.02	360	24	0.88		
	39.200	0.83	360	18	0.81	1.00	360	21	0.81		
	43.917	0.70	360	16	0.86	0.83	360	19	0.87		
50.000	0.66	360	14	0.80	0.78	360	17	0.81			
54.250	0.60	360	13	0.81	0.71	360	16	0.82			
61.250	0.54	360	11	0.79	0.64	360	14	0.80			
70.611	0.47	360	9.9	0.80	0.56	360	12	0.81			
79.722	0.43	360	8.8	0.78	0.50	360	11	0.79			
87.833	0.38	360	8.0	0.79	0.45	360	9.6	0.80			
99.167	0.35	360	7.1	0.77	0.41	360	8.5	0.78			

For dimensions, see page 7-88 onwards.



# Helical-worm gearbox selection table

## Gearbox with free input shaft



$M_2 \text{ perm} \leq 360 \text{ Nm}$		GSS05-3W □□□									
Gearbox with free input shaft	i	50 Hz				60 Hz				50 Hz	60 Hz
		$P_1 \text{ perm}$	$M_2 \text{ perm}$	$n_2$	$\eta$	$P_1 \text{ perm}$	$M_2 \text{ perm}$	$n_2$	$\eta$	Consultation required for mounting position	
		[kW]	[Nm]	[rpm]		[kW]	[Nm]	[rpm]			
GSS05 - 3W □□□ 1A		<b><math>n_1 = 1400 \text{ rpm}</math></b>				<b><math>n_1 = 1680 \text{ rpm}</math></b>					
	125.476	0.48	339	11	0.83	0.55	330	13	0.84		
	193.233	0.34	360	7.3	0.80	0.40	360	8.7	0.81		
	222.133	0.32	360	6.3	0.75	0.38	360	7.6	0.76		
	250.952	0.28	360	5.6	0.75	0.33	360	6.7	0.76		
	283.333	0.26	360	4.9	0.73	0.30	360	5.9	0.74		
	386.467	0.19	360	3.6	0.71	0.23	360	4.4	0.72		
	436.333	0.18	360	3.2	0.69	0.21	360	3.9	0.70		
	497.722	0.16	360	2.8	0.68	0.18	360	3.4	0.70		
	561.944	0.14	360	2.5	0.66	0.17	360	3.0	0.68		
	630.803	0.13	360	2.2	0.66	0.15	360	2.7	0.68		
	712.197	0.12	360	2.0	0.64	0.14	360	2.4	0.66		
	790.500	0.10	360	1.8	0.64	0.12	360	2.1	0.66		
	892.500	0.10	360	1.6	0.62	0.11	360	1.9	0.64		
1041.452	0.08	360	1.3	0.61	0.10	360	1.6	0.63			
1175.833	0.08	360	1.2	0.59	0.09	360	1.4	0.61			
GSS05 - 3W □□□ 1B		<b><math>n_1 = 1400 \text{ rpm}</math></b>				<b><math>n_1 = 1680 \text{ rpm}</math></b>					
	125.476	0.48	339	11	0.83	0.55	330	13	0.84		
	153.708	0.41	356	9.1	0.82	0.48	348	11	0.83		
	193.233	0.34	360	7.3	0.80	0.40	360	8.7	0.81		
	222.133	0.32	360	6.3	0.75	0.38	360	7.6	0.76		
	250.952	0.28	360	5.6	0.75	0.33	360	6.7	0.76		
	283.333	0.26	360	4.9	0.73	0.30	360	5.9	0.74		
	307.417	0.24	360	4.6	0.73	0.28	360	5.5	0.75		
	347.083	0.22	360	4.0	0.71	0.25	360	4.8	0.72		
	386.467	0.19	360	3.6	0.71	0.23	360	4.4	0.72		
	436.333	0.18	360	3.2	0.69	0.21	360	3.9	0.70		
	497.722	0.16	360	2.8	0.68	0.18	360	3.4	0.70		
	561.944	0.14	360	2.5	0.66	0.17	360	3.0	0.68		
	630.803	0.13	360	2.2	0.66	0.15	360	2.7	0.68		
712.197	0.12	360	2.0	0.64	0.14	360	2.4	0.66			
790.500	0.10	360	1.8	0.64	0.12	360	2.1	0.66			
892.500	0.10	360	1.6	0.62	0.11	360	1.9	0.64			
GSS05 - 3W □□□ 1C		<b><math>n_1 = 1400 \text{ rpm}</math></b>				<b><math>n_1 = 1680 \text{ rpm}</math></b>					
	125.476	0.48	339	11	0.83	0.55	330	13	0.84		
	153.708	0.41	356	9.1	0.82	0.48	348	11	0.83		
	193.233	0.34	360	7.3	0.80	0.40	360	8.7	0.81		
	222.133	0.32	360	6.3	0.75	0.38	360	7.6	0.76		
	250.952	0.28	360	5.6	0.75	0.33	360	61.9	0.76		
	283.333	0.26	360	4.9	0.73	0.30	360	5.9	0.74		
	307.417	0.24	360	4.6	0.73	0.28	360	5.5	0.75		
	347.083	0.22	360	4.0	0.71	0.25	360	4.8	0.72		
	386.467	0.19	360	3.6	0.71	0.23	360	4.4	0.72		
	436.333	0.18	360	3.2	0.69	0.21	360	3.9	0.70		
	497.722	0.16	360	2.8	0.68	0.18	360	3.4	0.70		
	561.944	0.14	360	2.5	0.66	0.17	360	3.0	0.68		
	GSS05 - 3W □□□ 1A		<b><math>n_1 = 700 \text{ rpm}</math></b>				<b><math>n_1 = 840 \text{ rpm}</math></b>				
125.476		0.24	319	5.6	0.78	0.29	324	6.7	0.80		
193.233		0.18	353	3.6	0.75	0.21	359	4.4	0.77		
222.133		0.17	360	3.2	0.68	0.20	360	3.8	0.70		
250.952		0.15	360	2.8	0.68	0.18	360	3.4	0.70		
283.333		0.14	360	2.5	0.66	0.16	360	3.0	0.68		
386.467		0.11	360	1.8	0.64	0.12	360	2.2	0.66		
436.333		0.10	360	1.6	0.62	0.11	360	1.9	0.64		
497.722		0.09	360	1.4	0.62	0.10	360	1.7	0.63		
561.944		0.08	360	1.3	0.60	0.09	360	1.5	0.61		
630.803		0.07	360	1.1	0.60	0.08	360	1.3	0.61		
712.197		0.06	360	1.0	0.57	0.08	360	1.2	0.59		
790.500		0.06	360	0.9	0.57	0.07	360	1.1	0.59		
892.500		0.05	360	0.8	0.55	0.06	360	0.9	0.57		
1041.452	0.05	360	0.7	0.55	0.05	360	0.8	0.57			
1175.833	0.04	360	0.6	0.53	0.05	360	0.7	0.55			

For dimensions, see page 7-88 onwards.

# Helical-worm gearbox selection table

Gearbox with free input shaft

$M_2 \text{ perm} \leq 360 \text{ Nm}$		GSS05-3W □□□									
Gearbox with free input shaft	i	50 Hz				60 Hz				50 Hz	60 Hz
		$P_1 \text{ perm}$ [kW]	$M_2 \text{ perm}$ [Nm]	$n_2$ [rpm]	$\eta$	$P_1 \text{ perm}$ [kW]	$M_2 \text{ perm}$ [Nm]	$n_2$ [rpm]	$\eta$	Consultation required for mounting position	
		<b><math>n_1 = 700 \text{ rpm}</math></b>				<b><math>n_1 = 840 \text{ rpm}</math></b>					
GSS05 - 3W □□□ <b>1B</b>	125.476	0.24	319	5.6	0.78	0.29	324	6.7	0.80		
	153.708	0.21	334	4.6	0.77	0.25	340	5.5	0.78		
	193.233	0.18	353	3.6	0.75	0.21	359	4.4	0.77		
	222.133	0.17	360	3.2	0.68	0.20	360	3.8	0.70		
	250.952	0.15	360	2.8	0.68	0.18	360	3.4	0.70		
	283.333	0.14	360	2.5	0.66	0.16	360	3.0	0.68		
	307.417	0.13	360	2.3	0.66	0.15	360	2.7	0.68		
	347.083	0.12	360	2.0	0.64	0.14	360	2.4	0.66		
	386.467	0.11	360	1.8	0.64	0.12	360	2.2	0.66		
	436.333	0.10	360	1.6	0.62	0.11	360	1.9	0.64		
	497.722	0.09	360	1.4	0.62	0.10	360	1.7	0.63		
	561.944	0.08	360	1.3	0.60	0.09	360	1.5	0.61		
	630.803	0.07	360	1.1	0.60	0.08	360	1.3	0.61		
	712.197	0.06	360	1.0	0.57	0.08	360	1.2	0.59		
790.500	0.06	360	0.9	0.57	0.07	360	1.1	0.59			
892.500	0.05	360	0.8	0.55	0.06	360	0.9	0.57			
GSS05 - 3W □□□ <b>1C</b>	125.476	0.24	319	5.6	0.78	0.29	324	6.7	0.80		
	153.708	0.21	334	4.6	0.77	0.25	340	5.5	0.78		
	193.233	0.18	353	3.6	0.75	0.21	359	4.4	0.77		
	222.133	0.17	360	3.2	0.68	0.20	360	3.8	0.70		
	250.952	0.15	360	2.8	0.68	0.18	360	3.4	0.70		
	283.333	0.14	360	2.5	0.66	0.16	360	3.0	0.68		
	307.417	0.13	360	2.3	0.66	0.15	360	2.7	0.68		
	347.083	0.12	360	2.0	0.64	0.14	360	2.4	0.66		
	386.467	0.11	360	1.8	0.64	0.12	360	2.2	0.66		
	436.333	0.10	360	1.6	0.62	0.11	360	1.9	0.64		
	497.722	0.09	360	1.4	0.62	0.10	360	1.7	0.63		
	561.944	0.08	360	1.3	0.60	0.09	360	1.5	0.61		

For dimensions, see page 7-88 onwards.

# Helical-worm gearbox selection table

## Gearbox with free input shaft



$M_2 \text{ perm} \leq 720 \text{ Nm}$		GSS06-2W □□□									
Gearbox with free input shaft	i	50 Hz				60 Hz				50 Hz	60 Hz
		$P_1 \text{ perm}$	$M_2 \text{ perm}$	$n_2$	$\eta$	$P_1 \text{ perm}$	$M_2 \text{ perm}$	$n_2$	$\eta$	Consultation required for mounting position	
		[kW]	[Nm]	[rpm]		[kW]	[Nm]	[rpm]			
		<b><math>n_1 = 2800 \text{ rpm}</math></b>				<b><math>n_1 = 3360 \text{ rpm}</math></b>					
GSS06 - 2W □□□ 1C	14.286	4.94	221	196	0.92	5.92	221	235	0.92		C, D
	22.143	4.94	334	127	0.90	5.92	335	152	0.90		C, D
	35.306	3.41	366	79	0.89	4.09	367	95	0.89		C, D
	43.917	2.85	379	64	0.89	3.42	380	77	0.89		C, D
	50.000	3.86	544	56	0.83	4.20	495	67	0.83		C, D
	70.611	3.16	630	40	0.83	3.55	591	48	0.83		C, D
	79.722	2.87	638	35	0.82	3.22	599	42	0.82		C, D
	87.833	2.76	680	32	0.82	3.09	637	38	0.83		C, D
	99.167	2.50	688	28	0.81	2.80	646	34	0.82		C, D
	113.667	2.20	697	25	0.82	2.63	697	30	0.82		C, D
	128.333	2.04	720	22	0.81	2.38	705	26	0.81		C, D
	137.950	1.89	720	20	0.81	2.25	720	24	0.82		C, D
	155.750	1.70	720	18	0.80	2.02	720	22	0.81		C, D
	174.375	1.51	720	16	0.80	1.80	720	19	0.81		C, D
	196.875	1.36	720	14	0.79	1.62	720	17	0.80		C, D
GSS06 - 2W □□□ 1D	10.238	9.31	298	274	0.92	10.62	282	328	0.91		C, D
	11.200	8.95	313	250	0.92	10.44	304	300	0.92		C, D
	14.286	7.61	341	196	0.92	9.13	340	235	0.92		C, D
	15.869	7.81	380	176	0.90	8.22	333	212	0.90		C, D
	17.360	7.62	405	161	0.90	8.02	356	194	0.90		C, D
	22.143	7.12	482	127	0.90	7.49	423	152	0.90		C, D
	27.125	6.58	545	103	0.89	7.08	489	124	0.90		C, D
	31.738	4.60	418	88	0.84	4.83	367	106	0.84		C, D
	35.306	5.30	570	79	0.89	6.36	571	95	0.89		C, D
	39.200	4.28	474	71	0.83	4.50	417	86	0.83		C, D
	43.917	4.45	592	64	0.89	5.34	594	77	0.89		C, D
	50.000	3.86	544	56	0.83	4.20	495	67	0.83		C, D
	54.250	3.74	576	52	0.83	4.19	539	62	0.83		C, D
	61.250	3.39	584	46	0.82	3.80	547	55	0.83		C, D
	70.611	3.16	630	40	0.83	3.55	591	48	0.83		C, D
	79.722	2.87	638	35	0.82	3.22	599	42	0.82		C, D
	87.833	2.76	680	32	0.82	3.09	637	38	0.83		C, D
	99.167	2.50	688	28	0.81	2.80	646	34	0.82		C, D
113.667	2.28	720	25	0.82	2.63	697	30	0.82		C, D	
128.333	2.04	720	22	0.81	2.38	705	26	0.81		C, D	
137.950	1.89	720	20	0.81	2.25	720	24	0.82		C, D	
155.750	1.70	720	18	0.80	2.02	720	22	0.81		C, D	
GSS06 - 2W □□□ 1E	5.833	10.50	190	480	0.91	9.84	147	576	0.90		C, D
	8.000	10.71	267	350	0.91	10.73	222	420	0.91		C, D
	9.042	9.17	254	310	0.90	9.67	223	372	0.90		C, D
	10.238	10.19	326	274	0.92	10.62	282	328	0.91		C, D
	11.200	9.90	347	250	0.92	10.44	304	300	0.92		C, D
	12.400	8.37	318	226	0.90	8.82	279	271	0.90		C, D
	14.286	10.19	456	196	0.92	9.67	360	235	0.92		C, D
	15.869	7.81	380	176	0.90	8.22	333	212	0.90		C, D
	17.360	7.62	405	161	0.90	8.02	356	194	0.90		C, D
	20.417	5.17	299	137	0.83	5.46	262	165	0.83		C, D
	22.143	7.12	482	127	0.90	7.49	423	152	0.90		C, D
	24.800	4.92	350	113	0.84	5.18	307	136	0.84		C, D
	27.125	6.74	558	103	0.89	7.08	489	124	0.90		C, D
	31.738	4.60	418	88	0.84	4.83	367	106	0.84		C, D
	35.306	5.79	622	79	0.89	6.52	585	95	0.89		C, D
	39.200	4.28	474	71	0.83	4.50	417	86	0.83		C, D
	43.917	5.01	666	64	0.89	5.64	627	77	0.89		C, D
	50.000	3.86	544	56	0.83	4.20	495	67	0.83		C, D
54.250	3.74	576	52	0.83	4.19	539	62	0.83		C, D	
61.250	3.39	584	46	0.82	3.80	547	55	0.83		C, D	
70.611	3.16	630	40	0.83	3.55	591	48	0.83		C, D	
79.722	2.87	638	35	0.82	3.22	599	42	0.82		C, D	
87.833	2.76	680	32	0.82	3.09	637	38	0.83		C, D	
99.167	2.50	688	28	0.81	2.80	646	34	0.82		C, D	

For dimensions, see page 7-88 onwards.

# Helical-worm gearbox selection table

Gearbox with free input shaft

$M_2 \text{ perm} \leq 720 \text{ Nm}$		GSS06-2W □□□									
Gearbox with free input shaft	i	50 Hz				60 Hz				50 Hz	60 Hz
		$P_1 \text{ perm}$ [kW]	$M_2 \text{ perm}$ [Nm]	$n_2$ [rpm]	$\eta$	$P_1 \text{ perm}$ [kW]	$M_2 \text{ perm}$ [Nm]	$n_2$ [rpm]	$\eta$	Consultation required for mounting position	
GSS06 - 2W □□□ 1F		<b><math>n_1 = 2800 \text{ rpm}</math></b>				<b><math>n_1 = 3360 \text{ rpm}</math></b>					
	5.833	10.50	190	480	0.91					C, D	
	8.000	10.71	267	350	0.91					C, D	
	9.042	9.17	254	310	0.90					C, D	
	10.238	10.19	326	274	0.92					C, D	
	11.200	9.90	347	250	0.92					C, D	
	12.400	8.37	318	226	0.90					C, D	
	14.286	10.19	456	196	0.92					C, D	
	15.869	7.81	380	176	0.90					C, D	
	17.360	7.62	405	161	0.90					C, D	
	20.417	5.17	299	137	0.83					C, D	
	22.143	7.12	482	127	0.90					C, D	
	24.800	4.92	350	113	0.84					C, D	
	27.125	6.74	558	103	0.89					C, D	
	31.738	4.60	418	88	0.84					C, D	
	39.200	4.28	474	71	0.83					C, D	
	50.000	3.86	544	56	0.83					C, D	
	54.250	3.74	576	52	0.83					C, D	
61.250	3.39	584	46	0.82					C, D		
GSS06 - 2W □□□ 1C		<b><math>n_1 = 1400 \text{ rpm}</math></b>				<b><math>n_1 = 1680 \text{ rpm}</math></b>					
	14.286	2.47	222	98	0.92	2.96	222	118	0.92		
	22.143	2.47	331	63	0.89	2.96	332	76	0.89		
	35.306	1.71	361	40	0.88	2.05	363	48	0.88		
	43.917	1.43	373	32	0.87	1.71	375	38	0.88		
	50.000	2.47	685	28	0.81	2.80	650	34	0.82		
	70.611	1.71	664	20	0.81	2.05	669	24	0.81		
	79.722	1.66	720	18	0.80	1.97	720	21	0.81		
	87.833	1.43	682	16	0.80	1.71	689	19	0.81		
	99.167	1.35	720	14	0.79	1.60	720	17	0.80		
	113.667	1.10	672	12	0.79	1.32	679	15	0.80		
	128.333	1.06	720	11	0.78	1.26	720	13	0.78		
	137.950	0.95	700	10	0.78	1.15	707	12	0.79		
	155.750	0.88	720	9.0	0.77	1.05	720	11	0.77		
	174.375	0.77	698	8.0	0.77	0.92	706	9.6	0.78		
196.875	0.71	720	7.1	0.75	0.84	720	8.5	0.76			
GSS06 - 2W □□□ 1D	10.238	4.66	300	137	0.92	5.59	299	164	0.92		
	11.200	4.48	315	125	0.92	5.37	315	150	0.92		
	14.286	3.80	342	98	0.92	4.57	342	118	0.92		
	15.869	4.66	450	88	0.89	5.59	451	106	0.89		
	17.360	4.48	473	81	0.89	5.37	474	97	0.89		
	22.143	3.80	510	63	0.89	4.57	512	76	0.89		
	27.125	3.29	539	52	0.88	3.95	540	62	0.89		
	31.738	3.40	609	44	0.83	3.81	572	53	0.83		
	35.306	2.65	562	40	0.88	3.18	564	48	0.88		
	39.200	2.91	637	36	0.82	3.27	599	43	0.82		
	43.917	2.23	583	32	0.87	2.67	586	38	0.88		
	50.000	2.50	693	28	0.81	2.80	650	34	0.82		
	54.250	2.38	720	26	0.82	2.71	689	31	0.82		
	61.250	2.13	720	23	0.81	2.46	696	27	0.81		
	70.611	1.85	720	20	0.81	2.20	720	24	0.81		
	79.722	1.66	720	18	0.80	1.97	720	21	0.81		
	87.833	1.50	720	16	0.80	1.79	720	19	0.81		
	99.167	1.35	720	14	0.79	1.60	720	17	0.80		
113.667	1.18	720	12	0.79	1.40	720	15	0.80			
128.333	1.06	720	11	0.78	1.26	720	13	0.78			
137.950	0.98	720	10	0.78	1.17	720	12	0.79			
155.750	0.88	720	9.0	0.77	1.05	720	11	0.77			
GSS06 - 2W □□□ 1E	5.833	8.82	322	240	0.92	10.34	314	288	0.92		
	8.000	8.82	442	175	0.92	9.22	385	210	0.92		
	9.042	7.53	417	155	0.90	7.92	366	186	0.90		
	10.238	7.50	483	137	0.92	9.01	482	164	0.92		
	11.200	7.12	501	125	0.92	8.54	501	150	0.92		

For dimensions, see page 7-88 onwards.

# Helical-worm gearbox selection table

## Gearbox with free input shaft



$M_2 \text{ perm} \leq 720 \text{ Nm}$		GSS06-2W □□□									
Gearbox with free input shaft	i	50 Hz				60 Hz				50 Hz	60 Hz
		$P_1 \text{ perm}$	$M_2 \text{ perm}$	$n_2$	$\eta$	$P_1 \text{ perm}$	$M_2 \text{ perm}$	$n_2$	$\eta$	Consultation required for mounting position	
		[kW]	[Nm]	[rpm]		[kW]	[Nm]	[rpm]			
GSS06 - 2W □□□ 1E		<b><math>n_1 = 1400 \text{ rpm}</math></b>				<b><math>n_1 = 1680 \text{ rpm}</math></b>					
	12.400	6.90	523	113	0.90	7.26	459	136	0.90		
	14.286	5.88	528	98	0.92	7.05	528	118	0.92		
	15.869	6.26	605	88	0.89	6.78	548	106	0.89		
	17.360	5.90	624	81	0.89	6.62	584	97	0.89		
	20.417	4.23	488	69	0.83	4.45	429	82	0.83		
	22.143	5.02	673	63	0.89	5.66	634	76	0.89		
	24.800	3.98	561	57	0.83	4.29	505	68	0.84		
	27.125	4.38	718	52	0.88	4.94	676	62	0.89		
	31.738	3.40	609	44	0.83	3.81	572	53	0.83		
	35.306	3.40	720	40	0.88	4.06	720	48	0.88		
	39.200	2.91	637	36	0.82	3.27	599	43	0.82		
	43.917	2.75	720	32	0.87	3.28	720	38	0.88		
	50.000	2.50	693	28	0.81	2.80	650	34	0.82		
	54.250	2.38	720	26	0.82	2.71	689	31	0.82		
	61.250	2.13	720	23	0.81	2.46	696	27	0.81		
	70.611	1.85	720	20	0.81	2.20	720	24	0.81		
	79.722	1.66	720	18	0.80	1.97	720	21	0.81		
	87.833	1.50	720	16	0.80	1.79	720	19	0.81		
	99.167	1.35	720	14	0.79	1.60	720	17	0.80		
GSS06 - 2W □□□ 1F	5.833	9.75	356	240	0.92	10.34	314	288	0.92		C, D
	8.000	9.74	489	175	0.92	9.22	385	210	0.92		C, D
	9.042	7.53	417	155	0.90	7.92	366	186	0.90		C, D
	10.238	8.11	522	137	0.92	9.50	508	164	0.92		C, D
	11.200	7.45	524	125	0.92	8.94	524	150	0.92		C, D
	12.400	6.90	523	113	0.90	7.26	459	136	0.90		C, D
	14.286	5.88	528	98	0.92	7.05	528	118	0.92		C, D
	15.869	6.26	605	88	0.89	6.78	548	106	0.89		C, D
	17.360	5.90	624	81	0.89	6.62	584	97	0.89		C, D
	20.417	4.23	488	69	0.83	4.45	429	82	0.83		C, D
	22.143	5.02	673	63	0.89	5.66	634	76	0.89		C, D
	24.800	3.98	561	57	0.83	4.29	505	68	0.84		C, D
	27.125	4.38	718	52	0.88	4.94	676	62	0.89		C, D
	31.738	3.40	609	44	0.83	3.81	572	53	0.83		C, D
	39.200	2.91	637	36	0.82	3.27	599	43	0.82		C, D
	50.000	2.50	693	28	0.81	2.80	650	34	0.82		C, D
54.250	2.38	720	26	0.82	2.71	689	31	0.82		C, D	
61.250	2.13	720	23	0.81	2.46	696	27	0.81		C, D	
GSS06 - 2W □□□ 1C		<b><math>n_1 = 700 \text{ rpm}</math></b>				<b><math>n_1 = 840 \text{ rpm}</math></b>					
	14.286	1.23	221	49	0.92	1.48	220	59	0.91		
	22.143	1.23	326	32	0.87	1.48	328	38	0.88		
	35.306	0.85	353	20	0.86	1.02	355	24	0.87		
	43.917	0.71	363	16	0.85	0.86	366	19	0.86		
	50.000	1.23	663	14	0.79	1.48	670	17	0.80		
	70.611	0.85	639	9.9	0.78	1.02	646	12	0.79		
	79.722	0.85	710	8.8	0.77	1.02	718	11	0.77		
	87.833	0.71	655	8.0	0.77	0.86	662	9.6	0.78		
	99.167	0.71	720	7.1	0.75	0.84	720	8.5	0.76		
	113.667	0.55	646	6.2	0.76	0.66	652	7.4	0.76		
	128.333	0.55	715	5.5	0.74	0.66	720	6.6	0.75		
	137.950	0.48	670	5.1	0.75	0.57	679	6.1	0.76		
	155.750	0.46	720	4.5	0.73	0.55	720	5.4	0.74		
174.375	0.38	665	4.0	0.73	0.46	676	4.8	0.74			
196.875	0.38	720	3.6	0.71	0.44	720	4.3	0.73			
GSS06 - 2W □□□ 1D	10.238	2.33	293	68	0.90	2.79	300	82	0.92		
	11.200	2.24	311	63	0.91	2.69	303	75	0.89		
	14.286	1.90	341	49	0.92	2.28	338	59	0.91		
	15.869	2.33	445	44	0.88	2.79	446	53	0.88		
	17.360	2.24	467	40	0.88	2.69	468	48	0.88		
	22.143	1.90	502	32	0.87	2.28	505	38	0.88		
	27.125	1.64	528	26	0.87	1.97	531	31	0.87		
	31.738	2.05	720	22	0.81	2.44	720	27	0.82		

For dimensions, see page 7-88 onwards.

# Helical-worm gearbox selection table

Gearbox with free input shaft

$M_2 \text{ perm} \leq 720 \text{ Nm}$		GSS06-2W □□□									
Gearbox with free input shaft	i	50 Hz				60 Hz				50 Hz	60 Hz
		$P_1 \text{ perm}$	$M_2 \text{ perm}$	$n_2$	$\eta$	$P_1 \text{ perm}$	$M_2 \text{ perm}$	$n_2$	$\eta$	Consultation required for mounting position	
		[kW]	[Nm]	[rpm]		[kW]	[Nm]	[rpm]			
		<b><math>n_1 = 700 \text{ rpm}</math></b>				<b><math>n_1 = 840 \text{ rpm}</math></b>					
GSS06 - 2W □□□ 1D	35.306	1.33	549	20	0.86	1.59	552	24	0.87		
	39.200	1.69	720	18	0.80	2.01	720	21	0.81		
	43.917	1.11	568	16	0.85	1.34	572	19	0.86		
	50.000	1.34	720	14	0.79	1.59	720	17	0.80		
	54.250	1.23	720	13	0.79	1.46	720	16	0.80		
	61.250	1.11	720	11	0.78	1.31	720	14	0.79		
	70.611	0.96	720	9.9	0.78	1.14	720	12	0.79		
	79.722	0.86	720	8.8	0.77	1.03	720	11	0.77		
	87.833	0.78	720	8.0	0.77	0.93	720	9.6	0.78		
	99.167	0.71	720	7.1	0.75	0.84	720	8.5	0.76		
	113.667	0.61	720	6.2	0.76	0.73	720	7.4	0.76		
	128.333	0.55	720	5.5	0.74	0.66	720	6.6	0.75		
	137.950	0.51	720	5.1	0.75	0.61	720	6.1	0.76		
	155.750	0.46	720	4.5	0.73	0.55	720	5.4	0.74		
	GSS06 - 2W □□□ 1E	5.833	4.41	323	120	0.92	5.29	323	144	0.92	
8.000		4.41	444	88	0.92	5.29	444	105	0.92		
9.042		4.41	485	77	0.89	5.29	486	93	0.89		
10.238		3.75	472	68	0.90	4.50	484	82	0.92		
11.200		3.56	494	63	0.91	4.27	483	75	0.89		
12.400		4.41	661	57	0.89	5.29	663	68	0.89		
14.286		2.94	527	49	0.92	3.53	523	59	0.91		
15.869		3.75	717	44	0.88	4.48	715	53	0.88		
17.360		3.45	720	40	0.88	4.13	720	48	0.88		
20.417		2.86	650	34	0.82	3.20	610	41	0.82		
22.143		2.73	720	32	0.87	3.25	720	38	0.88		
24.800		2.58	715	28	0.82	2.89	671	34	0.82		
27.125		2.24	720	26	0.87	2.67	720	31	0.87		
31.738		2.05	720	22	0.81	2.44	720	27	0.82		
35.306		1.74	720	20	0.86	2.07	720	24	0.87		
39.200		1.69	720	18	0.80	2.01	720	21	0.81		
43.917		1.41	720	16	0.85	1.68	720	19	0.86		
50.000		1.34	720	14	0.79	1.59	720	17	0.80		
54.250		1.23	720	13	0.79	1.46	720	16	0.80		
61.250		1.11	720	11	0.78	1.31	720	14	0.79		
70.611	0.96	720	9.9	0.78	1.14	720	12	0.79			
79.722	0.86	720	8.8	0.77	1.03	720	11	0.77			
87.833	0.78	720	8.0	0.77	0.93	720	9.6	0.78			
99.167	0.71	720	7.1	0.75	0.84	720	8.5	0.76			
GSS06 - 2W □□□ 1F	5.833	6.67	489	120	0.92	8.00	489	144	0.92		
	8.000	5.13	517	88	0.92	6.16	516	105	0.92		
	9.042	5.82	640	77	0.89	6.55	601	93	0.89		
	10.238	4.06	510	68	0.90	4.87	523	82	0.92		
	11.200	3.72	517	63	0.91	4.47	505	75	0.89		
	12.400	4.70	705	57	0.89	5.30	663	68	0.89		
	14.286	2.94	527	49	0.92	3.53	523	59	0.91		
	15.869	3.77	720	44	0.88	4.48	715	53	0.88		
	17.360	3.45	720	40	0.88	4.13	720	48	0.88		
	20.417	2.86	650	34	0.82	3.20	610	41	0.82		
	22.143	2.73	720	32	0.87	3.25	720	38	0.88		
	24.800	2.58	715	28	0.82	2.89	671	34	0.82		
	27.125	2.24	720	26	0.87	2.67	720	31	0.87		
	31.738	2.05	720	22	0.81	2.44	720	27	0.82		
	39.200	1.69	720	18	0.80	2.01	720	21	0.81		
50.000	1.34	720	14	0.79	1.59	720	17	0.80			
54.250	1.23	720	13	0.79	1.46	720	16	0.80			
61.250	1.11	720	11	0.78	1.31	720	14	0.79			

For dimensions, see page 7-88 onwards.

# Helical-worm gearbox selection table

## Gearbox with free input shaft



$M_2 \text{ perm} \leq 720 \text{ Nm}$		GSS06-3W □□□									
Gearbox with free input shaft	i	50 Hz				60 Hz				50 Hz	60 Hz
		$P_1 \text{ perm}$	$M_2 \text{ perm}$	$n_2$	$\eta$	$P_1 \text{ perm}$	$M_2 \text{ perm}$	$n_2$	$\eta$	Consultation required for mounting position	
		[kW]	[Nm]	[rpm]		[kW]	[Nm]	[rpm]			
		<b><math>n_1 = 1400 \text{ rpm}</math></b>				<b><math>n_1 = 1680 \text{ rpm}</math></b>					
GSS06 - 3W □□□ 1A	126.531	0.59	381	11	0.75	0.71	385	13	0.76		
	142.857	0.59	422	9.8	0.73	0.71	428	12	0.75		
	155.000	0.59	460	9.0	0.74	0.71	466	11	0.75		
	175.000	0.59	512	8.0	0.73	0.71	516	9.6	0.73		
	194.857	0.65	626	7.2	0.73	0.78	632	8.6	0.74		
	220.000	0.65	697	6.4	0.72	0.78	704	7.6	0.73		
	238.700	0.61	720	5.9	0.72	0.73	720	7.0	0.73		
	269.500	0.55	720	5.2	0.71	0.66	720	6.2	0.72		
	310.689	0.48	720	4.5	0.71	0.57	720	5.4	0.72		
	350.778	0.44	720	4.0	0.69	0.51	720	4.8	0.70		
	386.467	0.40	720	3.6	0.69	0.47	720	4.4	0.70		
	436.333	0.36	720	3.2	0.67	0.42	720	3.9	0.69		
	497.722	0.32	720	2.8	0.67	0.37	720	3.4	0.69		
	561.944	0.29	720	2.5	0.66	0.34	720	3.0	0.67		
	630.803	0.26	720	2.2	0.66	0.30	720	2.7	0.67		
	712.197	0.23	720	2.0	0.64	0.27	720	2.4	0.65		
	816.333	0.20	720	1.7	0.64	0.24	720	2.1	0.65		
	921.667	0.18	720	1.5	0.63	0.22	720	1.8	0.64		
1023.000	0.16	720	1.4	0.63	0.19	720	1.6	0.64			
1155.000	0.15	720	1.2	0.61	0.18	720	1.5	0.62			
1241.550	0.14	720	1.1	0.62	0.16	720	1.4	0.63			
1401.750	0.12	720	1.0	0.61	0.15	720	1.2	0.61			
1635.693	0.11	720	0.9	0.61	0.13	720	1.0	0.61			
1846.750	0.10	720	0.8	0.60	0.11	720	0.9	0.60			
GSS06 - 3W □□□ 1B	126.531	1.11	720	11	0.75	1.32	720	13	0.76		
	142.857	1.01	720	9.8	0.73	1.19	720	12	0.75		
	155.000	0.92	720	9.0	0.74	1.09	720	11	0.75		
	175.000	0.83	720	8.0	0.73	0.99	720	9.6	0.73		
	194.857	0.74	720	7.2	0.73	0.88	720	8.6	0.74		
	220.000	0.67	720	6.4	0.72	0.79	720	7.6	0.73		
	238.700	0.61	720	5.9	0.72	0.73	720	7.0	0.73		
	269.500	0.55	720	5.2	0.71	0.66	720	6.2	0.72		
	310.689	0.48	720	4.5	0.71	0.57	720	5.4	0.72		
	350.778	0.44	720	4.0	0.69	0.51	720	4.8	0.70		
	386.467	0.40	720	3.6	0.69	0.47	720	4.4	0.70		
	436.333	0.36	720	3.2	0.67	0.42	720	3.9	0.69		
	497.722	0.32	720	2.8	0.67	0.37	720	61.9	0.69		
	561.944	0.29	720	2.5	0.66	0.34	720	3.0	0.67		
	630.803	0.26	720	2.2	0.66	0.30	720	2.7	0.67		
	712.197	0.23	720	2.0	0.64	0.27	720	2.4	0.65		
	816.333	0.20	720	1.7	0.64	0.24	720	2.1	0.65		
	921.667	0.18	720	1.5	0.63	0.22	720	1.8	0.64		
1023.000	0.16	720	1.4	0.63	0.19	720	1.6	0.64			
1155.000	0.15	720	1.2	0.61	0.18	720	1.5	0.62			
1241.550	0.14	720	1.1	0.62	0.16	720	1.4	0.63			
1401.750	0.12	720	1.0	0.61	0.15	720	1.2	0.61			
GSS06 - 3W □□□ 1C	126.531	1.11	720	11	0.75	1.32	720	13	0.76		
	142.857	1.01	720	9.8	0.73	1.19	720	12	0.75		
	155.000	0.92	720	9.0	0.74	1.09	720	11	0.75		
	175.000	0.83	720	8.0	0.73	0.99	720	9.6	0.73		
	194.857	0.74	720	7.2	0.73	0.88	720	8.6	0.74		
	220.000	0.67	720	6.4	0.72	0.79	720	7.6	0.73		
	238.700	0.61	720	5.9	0.72	0.73	720	7.0	0.73		
	269.500	0.55	720	5.2	0.71	0.66	720	6.2	0.72		
	310.689	0.48	720	4.5	0.71	0.57	720	5.4	0.72		
	350.778	0.44	720	4.0	0.69	0.51	720	4.8	0.70		
	386.467	0.40	720	3.6	0.69	0.47	720	4.4	0.70		
	436.333	0.36	720	3.2	0.67	0.42	720	3.9	0.69		
497.722	0.32	720	2.8	0.67	0.37	720	3.4	0.69			
561.944	0.29	720	2.5	0.66	0.34	720	3.0	0.67			

For dimensions, see page 7-88 onwards.

# Helical-worm gearbox selection table

Gearbox with free input shaft

$M_2 \text{ perm} \leq 720 \text{ Nm}$		GSS06-3W □□□									
Gearbox with free input shaft	i	50 Hz				60 Hz				50 Hz	60 Hz
		$P_1 \text{ perm}$	$M_2 \text{ perm}$	$n_2$	$\eta$	$P_1 \text{ perm}$	$M_2 \text{ perm}$	$n_2$	$\eta$	Consultation required for mounting position	
		[kW]	[Nm]	[rpm]		[kW]	[Nm]	[rpm]			
		<b><math>n_1 = 700 \text{ rpm}</math></b>				<b><math>n_1 = 840 \text{ rpm}</math></b>					
GSS06 - 3W □□□ 1A	126.531	0.30	366	5.5	0.72	0.35	370	6.6	0.73		
	142.857	0.30	405	4.9	0.70	0.35	411	5.9	0.71		
	155.000	0.30	440	4.5	0.71	0.35	447	5.4	0.72		
	175.000	0.30	486	4.0	0.69	0.35	495	4.8	0.70		
	194.857	0.32	593	3.6	0.69	0.39	604	4.3	0.70		
	220.000	0.32	653	3.2	0.67	0.39	666	3.8	0.69		
	238.700	0.32	711	2.9	0.68	0.39	720	3.5	0.69		
	269.500	0.30	720	2.6	0.66	0.35	720	3.1	0.67		
	310.689	0.26	720	2.3	0.66	0.30	720	2.7	0.67		
	350.778	0.23	720	2.0	0.64	0.28	720	2.4	0.65		
	386.467	0.21	720	1.8	0.64	0.25	720	2.2	0.65		
	436.333	0.19	720	1.6	0.63	0.23	720	1.9	0.64		
	497.722	0.17	720	1.4	0.63	0.20	720	1.7	0.64		
	561.944	0.15	720	1.3	0.62	0.18	720	1.5	0.62		
	630.803	0.14	720	1.1	0.62	0.16	720	1.3	0.63		
	712.197	0.12	720	1.0	0.60	0.15	720	1.2	0.61		
	816.333	0.11	720	0.9	0.61	0.13	720	1.0	0.61		
	921.667	0.10	720	0.8	0.60	0.11	720	0.9	0.60		
1023.000	0.09	720	0.7	0.60	0.10	720	0.8	0.60			
1155.000	0.08	720	0.6	0.59	0.09	720	0.7	0.59			
1241.550	0.07	720	0.6	0.59	0.09	720	0.7	0.60			
1401.750	0.06	720	0.5	0.58	0.08	720	0.6	0.59			
1635.693	0.06	720	0.4	0.58	0.07	720	0.5	0.59			
1846.750	0.05	720	0.4	0.58	0.06	720	0.5	0.58			
GSS06 - 3W □□□ 1B	126.531	0.58	720	5.5	0.72	0.69	720	6.6	0.73		
	142.857	0.53	720	4.9	0.70	0.62	720	5.9	0.71		
	155.000	0.48	720	4.5	0.71	0.57	720	5.4	0.72		
	175.000	0.44	720	4.0	0.69	0.52	720	4.8	0.70		
	194.857	0.39	720	3.6	0.69	0.46	720	4.3	0.70		
	220.000	0.36	720	3.2	0.67	0.42	720	3.8	0.69		
	238.700	0.33	720	2.9	0.68	0.39	720	3.5	0.69		
	269.500	0.30	720	2.6	0.66	0.35	720	3.1	0.67		
	310.689	0.26	720	2.3	0.66	0.30	720	2.7	0.67		
	350.778	0.23	720	2.0	0.64	0.28	720	2.4	0.65		
	386.467	0.21	720	1.8	0.64	0.25	720	2.2	0.65		
	436.333	0.19	720	1.6	0.63	0.23	720	1.9	0.64		
	497.722	0.17	720	1.4	0.63	0.20	720	1.7	0.64		
	561.944	0.15	720	1.3	0.62	0.18	720	1.5	0.62		
	630.803	0.14	720	1.1	0.62	0.16	720	1.3	0.63		
	712.197	0.12	720	1.0	0.60	0.15	720	1.2	0.61		
	816.333	0.11	720	0.9	0.61	0.13	720	1.0	0.61		
	921.667	0.10	720	0.8	0.60	0.11	720	0.9	0.60		
1023.000	0.09	720	0.7	0.60	0.10	720	0.8	0.60			
1155.000	0.08	720	0.6	0.59	0.09	720	0.7	0.59			
1241.550	0.07	720	0.6	0.59	0.09	720	0.7	0.60			
1401.750	0.06	720	0.5	0.58	0.08	720	0.6	0.59			
GSS06 - 3W □□□ 1C	126.531	0.58	720	5.5	0.72	0.69	720	6.6	0.73		
	142.857	0.53	720	4.9	0.70	0.62	720	5.9	0.71		
	155.000	0.48	720	4.5	0.71	0.57	720	5.4	0.72		
	175.000	0.44	720	4.0	0.69	0.52	720	4.8	0.70		
	194.857	0.39	720	3.6	0.69	0.46	720	4.3	0.70		
	220.000	0.36	720	3.2	0.67	0.42	720	3.8	0.69		
	238.700	0.33	720	2.9	0.68	0.39	720	3.5	0.69		
	269.500	0.30	720	2.6	0.66	0.35	720	3.1	0.67		
	310.689	0.26	720	2.3	0.66	0.30	720	2.7	0.67		
	350.778	0.23	720	2.0	0.64	0.28	720	2.4	0.65		
	386.467	0.21	720	1.8	0.64	0.25	720	2.2	0.65		
	436.333	0.19	720	1.6	0.63	0.23	720	1.9	0.64		
497.722	0.17	720	1.4	0.63	0.20	720	1.7	0.64			
561.944	0.15	720	1.3	0.62	0.18	720	1.5	0.62			

For dimensions, see page 7-88 onwards.



# Helical-worm gearbox selection table

## Gearbox with free input shaft



$M_2 \text{ perm} \leq 1250 \text{ Nm}$		GSS07-2W □□□									
Gearbox with free input shaft	i	50 Hz				60 Hz				50 Hz	60 Hz
		$P_1 \text{ perm}$	$M_2 \text{ perm}$	$n_2$	$\eta$	$P_1 \text{ perm}$	$M_2 \text{ perm}$	$n_2$	$\eta$	Consultation required for mounting position	
		[kW]	[Nm]	[rpm]		[kW]	[Nm]	[rpm]			
		<b><math>n_1 = 2800 \text{ rpm}</math></b>				<b><math>n_1 = 3360 \text{ rpm}</math></b>					
GSS07 - 2W □□□ 1D	14.286	9.08	410	196	0.93	10.89	410	235	0.93		C, D
	22.143	9.08	620	127	0.90	10.89	620	152	0.90		C, D
	35.306	6.37	690	79	0.90	7.64	692	95	0.90		C, D
	43.271	5.49	727	65	0.90	6.58	729	78	0.90		C, D
	50.000	6.14	882	56	0.84	6.44	773	67	0.85		C, D
	70.611	5.69	1161	40	0.85	6.01	1025	48	0.85		C, D
	79.722	5.16	1177	35	0.84	5.70	1085	42	0.84		C, D
	86.542	5.01	1248	32	0.84	5.61	1170	39	0.85		C, D
	97.708	4.49	1250	29	0.83	5.10	1186	34	0.84		C, D
	113.667	3.85	1250	25	0.84	4.59	1250	30	0.84		C, D
	128.333	3.44	1250	22	0.83	4.11	1250	26	0.83		C, D
	137.950	3.19	1250	20	0.83	3.81	1250	24	0.84		C, D
	155.750	2.86	1250	18	0.82	3.41	1250	22	0.83		C, D
	174.375	2.55	1250	16	0.82	3.04	1250	19	0.83		C, D
	196.875	2.28	1250	14	0.81	2.72	1250	17	0.82		C, D
	GSS07 - 2W □□□ 1E	10.000	15.20	480	280	0.93	15.98	420	336	0.92	
11.200		14.74	521	250	0.93	15.49	456	300	0.93		C, D
14.286		13.79	623	196	0.93	14.49	545	235	0.93		C, D
15.500		11.68	559	181	0.90	12.47	497	217	0.90		C, D
17.360		11.34	607	161	0.90	11.89	531	194	0.90		C, D
22.143		10.65	727	127	0.90	11.16	635	152	0.90		C, D
27.125		10.10	844	103	0.90	10.59	738	124	0.90		C, D
31.000		7.07	637	90	0.85	7.54	566	108	0.85		C, D
35.306		9.45	1025	79	0.90	9.89	896	95	0.90		C, D
39.200		6.54	739	71	0.85	6.87	647	86	0.85		C, D
43.271		8.75	1159	65	0.90	9.40	1041	78	0.90		C, D
50.000		6.14	882	56	0.84	6.44	773	67	0.85		C, D
54.250		6.14	965	52	0.85	6.41	843	62	0.85		C, D
61.250		5.82	1023	46	0.84	6.10	896	55	0.84		C, D
70.611		5.69	1161	40	0.85	6.01	1025	48	0.85		C, D
79.722		5.16	1177	35	0.84	5.70	1085	42	0.84		C, D
86.542		5.01	1248	32	0.84	5.61	1170	39	0.85		C, D
97.708		4.49	1250	29	0.83	5.10	1186	34	0.84		C, D
113.667		3.85	1250	25	0.84	4.59	1250	30	0.84		C, D
128.333		3.44	1250	22	0.83	4.11	1250	26	0.83		C, D
137.950	3.19	1250	20	0.83	3.81	1250	24	0.84		C, D	
155.750	2.86	1250	18	0.82	3.41	1250	22	0.83		C, D	
GSS07 - 2W □□□ 1F	5.862	17.62	324	478	0.92						C, D
	8.125	16.10	412	345	0.92						C, D
	9.086	14.72	412	308	0.90						C, D
	10.000	15.20	480	280	0.93						C, D
	11.200	14.74	521	250	0.93						C, D
	12.594	12.62	490	222	0.90						C, D
	14.286	13.79	623	196	0.93						C, D
	15.500	11.68	559	181	0.90						C, D
	17.360	11.34	607	161	0.90						C, D
	20.517	8.47	500	137	0.84						C, D
	22.143	10.65	727	127	0.90						C, D
	25.188	7.63	559	111	0.85						C, D
	27.125	10.10	844	103	0.90						C, D
	31.000	7.07	637	90	0.85						C, D
	35.306	9.45	1025	79	0.90						C, D
	39.200	6.54	739	71	0.85						C, D
	43.271	8.98	1190	65	0.90						C, D
	50.000	6.14	882	56	0.84						C, D
	54.250	6.14	965	52	0.85						C, D
	61.250	5.82	1023	46	0.84						C, D
	70.611	5.69	1161	40	0.85						C, D
	79.722	5.16	1177	35	0.84						C, D
	86.542	5.01	1248	32	0.84						C, D
	97.708	4.49	1250	29	0.83						C, D

For dimensions, see page 7-88 onwards.

# Helical-worm gearbox selection table

Gearbox with free input shaft

$M_2 \text{ perm} \leq 1250 \text{ Nm}$		GSS07-2W □□□										
Gearbox with free input shaft	i	50 Hz				60 Hz				50 Hz	60 Hz	
		$P_1 \text{ perm}$ [kW]	$M_2 \text{ perm}$ [Nm]	$n_2$ [rpm]	$\eta$	$P_1 \text{ perm}$ [kW]	$M_2 \text{ perm}$ [Nm]	$n_2$ [rpm]	$\eta$	Consultation required for mounting position		
GSS07 - 2W □□□ 1G		<b><math>n_1 = 2800 \text{ rpm}</math></b>				<b><math>n_1 = 3360 \text{ rpm}</math></b>						
	5.862	17.62	324	478	0.92					C, D		
	8.125	16.10	412	345	0.92					C, D		
	9.086	14.72	412	308	0.90					C, D		
	10.000	15.20	480	280	0.93					C, D		
	11.200	14.74	521	250	0.93					C, D		
	12.594	12.62	490	222	0.90					C, D		
	14.286	13.79	623	196	0.93					C, D		
	15.500	11.68	559	181	0.90					C, D		
	17.360	11.34	607	161	0.90					C, D		
	20.517	8.47	500	137	0.84					C, D		
	22.143	10.65	727	127	0.90					C, D		
	25.188	7.63	559	111	0.85					C, D		
	27.125	10.10	844	103	0.90					C, D		
	31.000	7.07	637	90	0.85					C, D		
	39.200	6.54	739	71	0.85					C, D		
	50.000	6.14	882	56	0.84					C, D		
	54.250	6.14	965	52	0.85					C, D		
61.250	5.82	1023	46	0.84					C, D			
GSS07 - 2W □□□ 1D		<b><math>n_1 = 1400 \text{ rpm}</math></b>				<b><math>n_1 = 1680 \text{ rpm}</math></b>						
	14.286	4.54	411	98	0.93	5.45	411	118	0.93			
	22.143	4.54	615	63	0.90	5.45	617	76	0.90			
	35.306	3.18	683	40	0.89	3.82	686	48	0.89			
	43.271	2.74	718	32	0.89	3.29	721	39	0.89			
	50.000	4.39	1250	28	0.83	5.04	1199	34	0.84			
	70.611	3.12	1250	20	0.83	3.72	1250	24	0.84			
	79.722	2.79	1250	18	0.82	3.33	1250	21	0.83			
	86.542	2.57	1250	16	0.82	3.06	1250	19	0.83			
	97.708	2.30	1250	14	0.81	2.74	1250	17	0.82			
	113.667	1.98	1250	12	0.82	2.35	1250	15	0.82			
	128.333	1.78	1250	11	0.80	2.11	1250	13	0.81			
	137.950	1.64	1250	10	0.81	1.95	1250	12	0.82			
	155.750	1.48	1250	9.0	0.80	1.76	1250	11	0.80			
	174.375	1.32	1250	8.0	0.80	1.56	1250	9.6	0.81			
	196.875	1.18	1250	7.1	0.79	1.41	1250	8.5	0.80			
	GSS07 - 2W □□□ 1E		<b><math>n_1 = 1400 \text{ rpm}</math></b>				<b><math>n_1 = 1680 \text{ rpm}</math></b>					
		10.000	9.39	595	140	0.93	11.27	594	168	0.93		
11.200		8.73	620	125	0.93	10.48	619	150	0.93			
14.286		7.38	668	98	0.93	8.85	668	118	0.93			
15.500		9.39	896	90	0.90	10.23	814	108	0.90			
17.360		8.73	932	81	0.90	9.93	885	97	0.90			
22.143		7.38	1000	63	0.90	8.85	1003	76	0.90			
27.125		6.35	1052	52	0.90	7.62	1054	62	0.90			
31.000		5.94	1065	45	0.85	6.21	930	54	0.85			
35.306		5.14	1104	40	0.89	6.17	1107	48	0.89			
39.200		5.24	1175	36	0.84	5.72	1072	43	0.84			
43.271		4.37	1145	32	0.89	5.25	1150	39	0.89			
50.000		4.39	1250	28	0.83	5.04	1199	34	0.84			
54.250		4.03	1250	26	0.84	4.81	1250	31	0.84			
61.250		3.60	1250	23	0.83	4.30	1250	27	0.83			
70.611		3.12	1250	20	0.83	3.72	1250	24	0.84			
79.722		2.79	1250	18	0.82	3.33	1250	21	0.83			
86.542		2.57	1250	16	0.82	3.06	1250	19	0.83			
97.708	2.30	1250	14	0.81	2.74	1250	17	0.82				
113.667	1.98	1250	12	0.82	2.35	1250	15	0.82				
128.333	1.78	1250	11	0.80	2.11	1250	13	0.81				
137.950	1.64	1250	10	0.81	1.95	1250	12	0.82				
155.750	1.48	1250	9.0	0.80	1.76	1250	11	0.80				
GSS07 - 2W □□□ 1F		<b><math>n_1 = 1400 \text{ rpm}</math></b>				<b><math>n_1 = 1680 \text{ rpm}</math></b>						
	5.862	14.55	539	239	0.93	15.30	472	287	0.93	C, D		
	8.125	13.32	685	172	0.93	13.99	599	207	0.93	C, D		
	9.086	11.21	628	154	0.90	11.75	549	185	0.90	C, D		
	10.000	12.59	797	140	0.93	13.23	698	168	0.93	C, D		
11.200	12.21	866	125	0.93	12.82	758	150	0.93	C, D			

For dimensions, see page 7-88 onwards.

# Helical-worm gearbox selection table

## Gearbox with free input shaft



$M_2 \text{ perm} \leq 1250 \text{ Nm}$		GSS07-2W □□□										
Gearbox with free input shaft	i	50 Hz				60 Hz				50 Hz	60 Hz	
		$P_1 \text{ perm}$	$M_2 \text{ perm}$	$n_2$	$\eta$	$P_1 \text{ perm}$	$M_2 \text{ perm}$	$n_2$	$\eta$	Consultation required for mounting position		
		[kW]	[Nm]	[rpm]		[kW]	[Nm]	[rpm]				
		<b><math>n_1 = 1400 \text{ rpm}</math></b>				<b><math>n_1 = 1680 \text{ rpm}</math></b>						
GSS07 - 2W □□□ 1F	12.594	10.30	799	111	0.90	10.79	698	133	0.90		C, D	
	14.286	11.13	1009	98	0.93	12.01	906	118	0.93		C, D	
	15.500	9.76	931	90	0.90	10.23	814	108	0.90		C, D	
	17.360	9.48	1012	81	0.90	9.93	885	97	0.90		C, D	
	20.517	6.46	764	68	0.85	6.78	669	82	0.85		C, D	
	22.143	8.93	1211	63	0.90	9.35	1059	76	0.90		C, D	
	25.188	6.25	913	56	0.85	6.54	797	67	0.85		C, D	
	27.125	7.54	1250	52	0.90	8.89	1229	62	0.90		C, D	
	31.000	5.94	1065	45	0.85	6.21	930	54	0.85		C, D	
	35.306	5.82	1250	40	0.89	6.96	1250	48	0.89		C, D	
	39.200	5.24	1175	36	0.84	5.72	1072	43	0.84		C, D	
	43.271	4.77	1250	32	0.89	5.70	1250	39	0.89		C, D	
	50.000	4.39	1250	28	0.83	5.04	1199	34	0.84		C, D	
	54.250	4.03	1250	26	0.84	4.81	1250	31	0.84		C, D	
	61.250	3.60	1250	23	0.83	4.30	1250	27	0.83		C, D	
	70.611	3.12	1250	20	0.83	3.72	1250	24	0.84		C, D	
	79.722	2.79	1250	18	0.82	3.33	1250	21	0.83		C, D	
	86.542	2.57	1250	16	0.82	3.06	1250	19	0.83		C, D	
	97.708	2.30	1250	14	0.81	2.74	1250	17	0.82		C, D	
	GSS07 - 2W □□□ 1G	5.862	14.55	539	239	0.93	15.30	472	287	0.93		C, D
8.125		13.32	685	172	0.93	13.99	599	207	0.93		C, D	
9.086		11.21	628	154	0.90	11.75	549	185	0.90		C, D	
10.000		12.59	797	140	0.93	13.23	698	168	0.93		C, D	
11.200		12.21	866	125	0.93	12.82	758	150	0.93		C, D	
12.594		10.30	799	111	0.90	10.79	698	133	0.90		C, D	
14.286		11.43	1036	98	0.93	12.01	906	118	0.93		C, D	
15.500		9.76	931	90	0.90	10.23	814	108	0.90		C, D	
17.360		9.48	1012	81	0.90	9.93	885	97	0.90		C, D	
20.517		6.46	764	68	0.85	6.78	669	82	0.85		C, D	
22.143		8.93	1211	63	0.90	9.35	1059	76	0.90		C, D	
25.188		6.25	913	56	0.85	6.54	797	67	0.85		C, D	
27.125		7.54	1250	52	0.90	8.89	1229	62	0.90		C, D	
31.000		5.94	1065	45	0.85	6.21	930	54	0.85		C, D	
39.200		5.24	1175	36	0.84	5.72	1072	43	0.84		C, D	
50.000		4.39	1250	28	0.83	5.04	1199	34	0.84		C, D	
54.250		4.03	1250	26	0.84	4.81	1250	31	0.84		C, D	
61.250		3.60	1250	23	0.83	4.30	1250	27	0.83		C, D	
GSS07 - 2W □□□ 1D			<b><math>n_1 = 700 \text{ rpm}</math></b>				<b><math>n_1 = 840 \text{ rpm}</math></b>					
		14.286	2.27	411	49	0.93	2.72	408	59	0.92		
	22.143	2.27	608	32	0.89	2.72	611	38	0.89			
	35.306	1.59	670	20	0.87	1.91	674	24	0.88			
	43.271	1.37	704	16	0.87	1.65	708	19	0.87			
	50.000	2.25	1250	14	0.81	2.68	1250	17	0.82			
	70.611	1.59	1241	9.9	0.81	1.91	1249	12	0.81			
	79.722	1.44	1250	8.8	0.80	1.72	1250	11	0.80			
	86.542	1.32	1250	8.1	0.80	1.57	1250	9.7	0.81			
	97.708	1.19	1250	7.2	0.79	1.42	1250	8.6	0.80			
	113.667	1.03	1250	6.2	0.79	1.22	1250	7.4	0.79			
	128.333	0.92	1250	5.5	0.77	1.10	1250	6.6	0.78			
	137.950	0.85	1250	5.1	0.78	1.02	1250	6.1	0.79			
	155.750	0.77	1250	4.5	0.76	0.91	1250	5.4	0.77			
	174.375	0.69	1250	4.0	0.77	0.81	1250	4.8	0.78			
	196.875	0.62	1250	3.6	0.75	0.73	1250	4.3	0.76			
	GSS07 - 2W □□□ 1E	10.000	4.69	584	70	0.91	5.63	596	84	0.93		
		11.200	4.37	614	63	0.92	5.24	603	75	0.90		
		14.286	3.69	668	49	0.93	4.43	664	59	0.92		
		15.500	4.69	887	45	0.89	5.63	889	54	0.90		
17.360		4.37	922	40	0.89	5.24	925	48	0.89			
22.143		3.69	988	32	0.89	4.43	992	38	0.89			
27.125		3.17	1035	26	0.88	3.81	1041	31	0.89			
31.000		3.54	1250	23	0.83	4.22	1250	27	0.84			

For dimensions, see page 7-88 onwards.

# Helical-worm gearbox selection table

Gearbox with free input shaft

$M_2 \text{ perm} \leq 1250 \text{ Nm}$		GSS07-2W □□□									
Gearbox with free input shaft	i	50 Hz				60 Hz				50 Hz	60 Hz
		$P_1 \text{ perm}$	$M_2 \text{ perm}$	$n_2$	$\eta$	$P_1 \text{ perm}$	$M_2 \text{ perm}$	$n_2$	$\eta$	Consultation required for mounting position	
		[kW]	[Nm]	[rpm]		[kW]	[Nm]	[rpm]			
		<b><math>n_1 = 700 \text{ rpm}</math></b>				<b><math>n_1 = 840 \text{ rpm}</math></b>					
GSS07 - 2W □□□ 1E	35.306	2.57	1082	20	0.87	3.08	1088	24	0.88		
	39.200	2.84	1250	18	0.82	3.38	1250	21	0.83		
	43.271	2.19	1122	16	0.87	2.62	1128	19	0.87		
	50.000	2.25	1250	14	0.81	2.68	1250	17	0.82		
	54.250	2.07	1250	13	0.82	2.46	1250	16	0.82		
	61.250	1.86	1250	11	0.81	2.21	1250	14	0.81		
	70.611	1.60	1250	9.9	0.81	1.91	1250	12	0.81		
	79.722	1.44	1250	8.8	0.80	1.72	1250	11	0.80		
	86.542	1.32	1250	8.1	0.80	1.57	1250	9.7	0.81		
	97.708	1.19	1250	7.2	0.79	1.42	1250	8.6	0.80		
	113.667	1.03	1250	6.2	0.79	1.22	1250	7.4	0.79		
	128.333	0.92	1250	5.5	0.77	1.10	1250	6.6	0.78		
	137.950	0.85	1250	5.1	0.78	1.02	1250	6.1	0.79		
	155.750	0.77	1250	4.5	0.76	0.91	1250	5.4	0.77		
	GSS07 - 2W □□□ 1F	5.862	8.07	599	119	0.93	9.68	599	143	0.93	
8.125		8.07	831	86	0.93	9.68	831	103	0.93		
9.086		8.07	900	77	0.90	9.68	902	92	0.90		
10.000		7.09	882	70	0.91	8.51	899	84	0.93		
11.200		6.60	928	63	0.92	7.92	912	75	0.90		
12.594		8.07	1242	56	0.90	9.05	1164	67	0.90		
14.286		5.57	1007	49	0.93	6.68	1002	59	0.92		
15.500		6.61	1250	45	0.89	7.92	1250	54	0.90		
17.360		5.92	1250	40	0.89	7.08	1250	48	0.89		
20.517		5.12	1201	34	0.84	5.66	1109	41	0.84		
22.143		4.67	1250	32	0.89	5.58	1250	38	0.89		
25.188		4.33	1250	28	0.84	5.14	1244	33	0.85		
27.125		3.83	1250	26	0.88	4.57	1250	31	0.89		
31.000		3.54	1250	23	0.83	4.22	1250	27	0.84		
35.306		2.97	1250	20	0.87	3.54	1250	24	0.88		
39.200		2.84	1250	18	0.82	3.38	1250	21	0.83		
43.271		2.44	1250	16	0.87	2.91	1250	19	0.87		
50.000		2.25	1250	14	0.81	2.68	1250	17	0.82		
54.250		2.07	1250	13	0.82	2.46	1250	16	0.82		
61.250		1.86	1250	11	0.81	2.21	1250	14	0.81		
70.611	1.60	1250	9.9	0.81	1.91	1250	12	0.81			
79.722	1.44	1250	8.8	0.80	1.72	1250	11	0.80			
86.542	1.32	1250	8.1	0.80	1.57	1250	9.7	0.81			
97.708	1.19	1250	7.2	0.79	1.42	1250	8.6	0.80			
GSS07 - 2W □□□ 1G	5.862	12.06	896	119	0.93	12.67	784	143	0.93		
	8.125	10.46	1079	86	0.93	11.60	996	103	0.93		
	9.086	9.38	1047	77	0.90	9.82	915	92	0.90		
	10.000	8.58	1067	70	0.91	10.29	1088	84	0.93		
	11.200	7.70	1083	63	0.92	9.24	1064	75	0.90		
	12.594	8.12	1250	56	0.90	9.05	1164	67	0.90		
	14.286	6.07	1099	49	0.93	7.29	1093	59	0.92		
	15.500	6.61	1250	45	0.89	7.92	1250	54	0.90		
	17.360	5.92	1250	40	0.89	7.08	1250	48	0.89		
	20.517	5.12	1201	34	0.84	5.66	1109	41	0.84		
	22.143	4.67	1250	32	0.89	5.58	1250	38	0.89		
	25.188	4.33	1250	28	0.84	5.14	1244	33	0.85		
	27.125	3.83	1250	26	0.88	4.57	1250	31	0.89		
	31.000	3.54	1250	23	0.83	4.22	1250	27	0.84		
	39.200	2.84	1250	18	0.82	3.38	1250	21	0.83		
50.000	2.25	1250	14	0.81	2.68	1250	17	0.82			
54.250	2.07	1250	13	0.82	2.46	1250	16	0.82			
61.250	1.86	1250	11	0.81	2.21	1250	14	0.81			

For dimensions, see page 7-88 onwards.

# Helical-worm gearbox selection table

## Gearbox with free input shaft



$M_2 \text{ perm} \leq 1250 \text{ Nm}$		GSS07-3W □□□									
Gearbox with free input shaft	i	50 Hz				60 Hz				50 Hz	60 Hz
		$P_1 \text{ perm}$	$M_2 \text{ perm}$	$n_2$	$\eta$	$P_1 \text{ perm}$	$M_2 \text{ perm}$	$n_2$	$\eta$	Consultation required for mounting position	
		[kW]	[Nm]	[rpm]		[kW]	[Nm]	[rpm]			
		<b><math>n_1 = 1400 \text{ rpm}</math></b>				<b><math>n_1 = 1680 \text{ rpm}</math></b>					
GSS07 - 3W □□□ 1B	126.531	1.42	953	11	0.78	1.71	960	13	0.78		
	142.857	1.42	1059	9.8	0.76	1.71	1069	12	0.77		
	155.000	1.42	1160	9.0	0.77	1.71	1167	11	0.78		
	175.000	1.39	1250	8.0	0.76	1.65	1250	9.6	0.76		
	201.746	0.99	1029	6.9	0.75	1.19	1045	8.3	0.77		
	227.778	0.99	1144	6.2	0.74	1.19	1158	7.4	0.75		
	247.139	0.99	1249	5.7	0.75	1.18	1250	6.8	0.75		
	279.028	0.89	1250	5.0	0.74	1.06	1250	6.0	0.74		
	321.673	0.77	1250	4.4	0.74	0.92	1250	5.2	0.75		
	363.179	0.70	1250	3.9	0.72	0.83	1250	4.6	0.73		
	394.245	0.64	1250	3.6	0.73	0.76	1250	4.3	0.74		
	445.116	0.58	1250	3.2	0.71	0.68	1250	3.8	0.72		
	490.403	0.53	1250	2.9	0.71	0.62	1250	3.4	0.72		
	553.681	0.48	1250	2.5	0.70	0.56	1250	3.0	0.71		
	634.639	0.42	1250	2.2	0.69	0.49	1250	2.7	0.71		
	716.528	0.38	1250	2.0	0.68	0.44	1250	2.3	0.69		
	833.556	0.33	1250	1.7	0.68	0.38	1250	2.0	0.69		
	941.111	0.29	1250	1.5	0.66	0.35	1250	1.8	0.67		
	1011.633	0.27	1250	1.4	0.66	0.32	1250	1.7	0.68		
	1142.167	0.25	1250	1.2	0.65	0.29	1250	1.5	0.66		
1227.755	0.23	1250	1.1	0.65	0.27	1250	1.4	0.66			
1386.175	0.21	1250	1.0	0.64	0.24	1250	1.2	0.65			
1569.181	0.18	1250	0.9	0.64	0.22	1250	1.1	0.65			
1771.656	0.17	1250	0.8	0.63	0.20	1250	1.0	0.63			
GSS07 - 3W □□□ 1C	126.531	1.86	1250	11	0.78	2.22	1250	13	0.78		
	142.857	1.68	1250	9.8	0.76	1.99	1250	12	0.77		
	155.000	1.53	1250	9.0	0.77	1.83	1250	11	0.78		
	175.000	1.39	1250	8.0	0.76	1.65	1250	9.6	0.76		
	201.746	1.20	1250	6.9	0.75	1.42	1250	8.3	0.77		
	227.778	1.08	1250	6.2	0.74	1.28	1250	7.4	0.75		
	247.139	0.99	1250	5.7	0.75	1.18	1250	6.8	0.75		
	279.028	0.89	1250	5.0	0.74	1.06	1250	6.0	0.74		
	321.673	0.77	1250	4.4	0.74	0.92	1250	5.2	0.75		
	363.179	0.70	1250	3.9	0.72	0.83	1250	4.6	0.73		
	394.245	0.64	1250	3.6	0.73	0.76	1250	4.3	0.74		
	445.116	0.58	1250	3.2	0.71	0.68	1250	3.8	0.72		
	490.403	0.53	1250	2.9	0.71	0.62	1250	61.9	0.72		
	553.681	0.48	1250	2.5	0.70	0.56	1250	3.0	0.71		
	634.639	0.42	1250	2.2	0.69	0.49	1250	2.7	0.71		
	716.528	0.38	1250	2.0	0.68	0.44	1250	2.3	0.69		
	833.556	0.33	1250	1.7	0.68	0.38	1250	2.0	0.69		
	941.111	0.29	1250	1.5	0.66	0.35	1250	1.8	0.67		
	1011.633	0.27	1250	1.4	0.66	0.32	1250	1.7	0.68		
	1142.167	0.25	1250	1.2	0.65	0.29	1250	1.5	0.66		
1227.755	0.23	1250	1.1	0.65	0.27	1250	1.4	0.66			
1386.175	0.21	1250	1.0	0.64	0.24	1250	1.2	0.65			
GSS07 - 3W □□□ 1D	126.531	1.86	1250	11	0.78	2.22	1250	13	0.78		
	142.857	1.68	1250	9.8	0.76	1.99	1250	12	0.77		
	155.000	1.53	1250	9.0	0.77	1.83	1250	11	0.78		
	175.000	1.39	1250	8.0	0.76	1.65	1250	9.6	0.76		
	201.746	1.20	1250	6.9	0.75	1.42	1250	8.3	0.77		
	227.778	1.08	1250	6.2	0.74	1.28	1250	7.4	0.75		
	247.139	0.99	1250	5.7	0.75	1.18	1250	6.8	0.75		
	279.028	0.89	1250	5.0	0.74	1.06	1250	6.0	0.74		
	321.673	0.77	1250	4.4	0.74	0.92	1250	5.2	0.75		
	363.179	0.70	1250	3.9	0.72	0.83	1250	4.6	0.73		
	394.245	0.64	1250	3.6	0.73	0.76	1250	4.3	0.74		
	445.116	0.58	1250	3.2	0.71	0.68	1250	3.8	0.72		
	490.403	0.53	1250	2.9	0.71	0.62	1250	3.4	0.72		
553.681	0.48	1250	2.5	0.70	0.56	1250	3.0	0.71			

For dimensions, see page 7-88 onwards.

# Helical-worm gearbox selection table

Gearbox with free input shaft

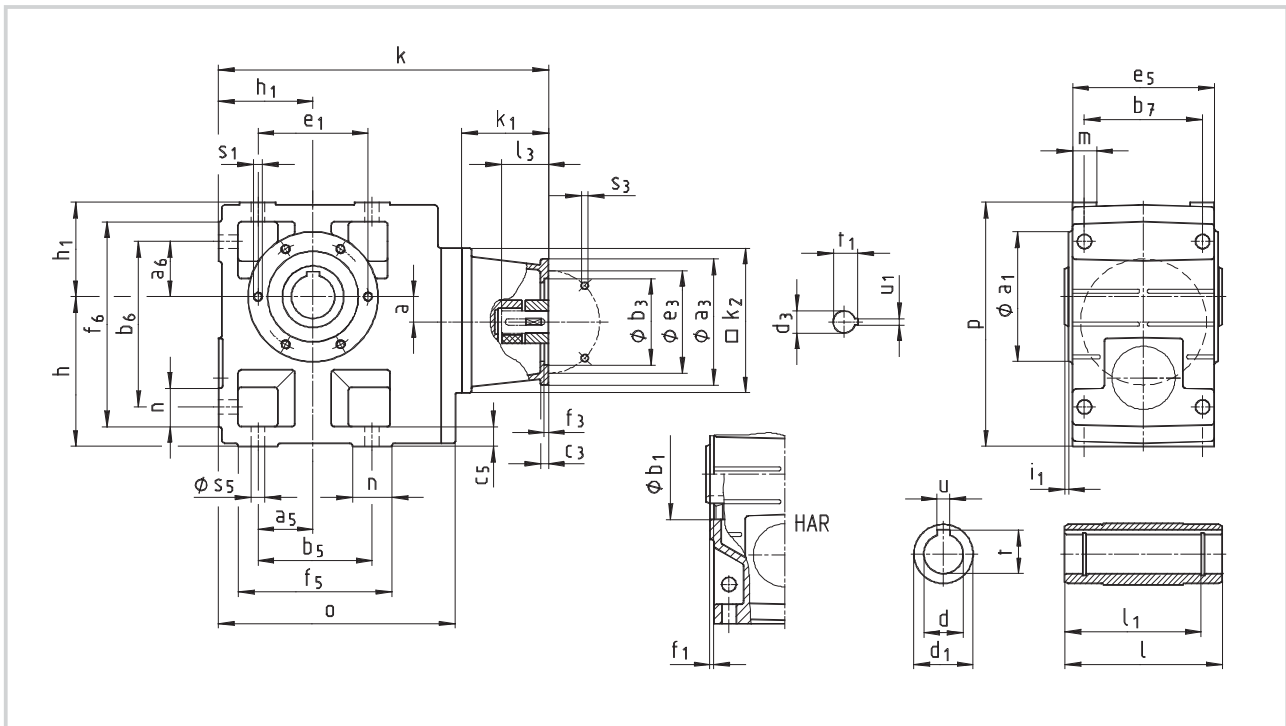
$M_2 \text{ perm} \leq 1250 \text{ Nm}$		GSS07-3W □□□									
Gearbox with free input shaft	i	50 Hz				60 Hz				50 Hz	60 Hz
		$P_1 \text{ perm}$	$M_2 \text{ perm}$	$n_2$	$\eta$	$P_1 \text{ perm}$	$M_2 \text{ perm}$	$n_2$	$\eta$	Consultation required for mounting position	
		[kW]	[Nm]	[rpm]		[kW]	[Nm]	[rpm]			
		<b><math>n_1 = 700 \text{ rpm}</math></b>				<b><math>n_1 = 840 \text{ rpm}</math></b>					
GSS07 - 3W □□□ 1B	126.531	0.71	917	5.5	0.75	0.85	925	6.6	0.75		
	142.857	0.71	1017	4.9	0.73	0.85	1028	5.9	0.74		
	155.000	0.71	1110	4.5	0.74	0.85	1122	5.4	0.75		
	175.000	0.71	1231	4.0	0.73	0.85	1245	4.8	0.73		
	201.746	0.50	987	3.5	0.72	0.59	1001	4.2	0.73		
	227.778	0.50	1092	3.1	0.71	0.59	1109	3.7	0.72		
	247.139	0.50	1187	2.8	0.71	0.59	1207	3.4	0.72		
	279.028	0.47	1250	2.5	0.70	0.56	1250	3.0	0.71		
	321.673	0.41	1250	2.2	0.69	0.48	1250	2.6	0.70		
	363.179	0.37	1250	1.9	0.68	0.44	1250	2.3	0.69		
	394.245	0.34	1250	1.8	0.68	0.40	1250	2.1	0.69		
	445.116	0.31	1250	1.6	0.66	0.37	1250	1.9	0.68		
	490.403	0.28	1250	1.4	0.67	0.33	1250	1.7	0.68		
	553.681	0.25	1250	1.3	0.65	0.30	1250	1.5	0.66		
	634.639	0.22	1250	1.1	0.65	0.26	1250	1.3	0.66		
	716.528	0.20	1250	1.0	0.64	0.24	1250	1.2	0.65		
	833.556	0.17	1250	0.8	0.64	0.20	1250	1.0	0.65		
	941.111	0.16	1250	0.7	0.62	0.18	1250	0.9	0.63		
	1011.633	0.14	1250	0.7	0.63	0.17	1250	0.8	0.64		
	1142.167	0.13	1250	0.6	0.62	0.15	1250	0.7	0.62		
1227.755	0.12	1250	0.6	0.62	0.14	1250	0.7	0.63			
1386.175	0.11	1250	0.5	0.61	0.13	1250	0.6	0.62			
1569.181	0.09	1250	0.5	0.62	0.11	1250	0.5	0.62			
1771.656	0.09	1250	0.4	0.60	0.10	1250	0.5	0.61			
GSS07 - 3W □□□ 1C	126.531	0.97	1250	5.5	0.75	1.15	1250	6.6	0.75		
	142.857	0.87	1250	4.9	0.73	1.04	1250	5.9	0.74		
	155.000	0.80	1250	4.5	0.74	0.95	1250	5.4	0.75		
	175.000	0.72	1250	4.0	0.73	0.86	1250	4.8	0.73		
	201.746	0.63	1250	3.5	0.72	0.74	1250	4.2	0.73		
	227.778	0.57	1250	3.1	0.71	0.67	1250	3.7	0.72		
	247.139	0.52	1250	2.8	0.71	0.62	1250	3.4	0.72		
	279.028	0.47	1250	2.5	0.70	0.56	1250	3.0	0.71		
	321.673	0.41	1250	2.2	0.69	0.48	1250	2.6	0.70		
	363.179	0.37	1250	1.9	0.68	0.44	1250	2.3	0.69		
	394.245	0.34	1250	1.8	0.68	0.40	1250	2.1	0.69		
	445.116	0.31	1250	1.6	0.66	0.37	1250	1.9	0.68		
	490.403	0.28	1250	1.4	0.67	0.33	1250	1.7	0.68		
	553.681	0.25	1250	1.3	0.65	0.30	1250	1.5	0.66		
	634.639	0.22	1250	1.1	0.65	0.26	1250	1.3	0.66		
	716.528	0.20	1250	1.0	0.64	0.24	1250	1.2	0.65		
	833.556	0.17	1250	0.8	0.64	0.20	1250	1.0	0.65		
	941.111	0.16	1250	0.7	0.62	0.18	1250	0.9	0.63		
	1011.633	0.14	1250	0.7	0.63	0.17	1250	0.8	0.64		
	1142.167	0.13	1250	0.6	0.62	0.15	1250	0.7	0.62		
1227.755	0.12	1250	0.6	0.62	0.14	1250	0.7	0.63			
1386.175	0.11	1250	0.5	0.61	0.13	1250	0.6	0.62			
GSS07 - 3W □□□ 1D	126.531	0.97	1250	5.5	0.75	1.15	1250	6.6	0.75		
	142.857	0.87	1250	4.9	0.73	1.04	1250	5.9	0.74		
	155.000	0.80	1250	4.5	0.74	0.95	1250	5.4	0.75		
	175.000	0.72	1250	4.0	0.73	0.86	1250	4.8	0.73		
	201.746	0.63	1250	3.5	0.72	0.74	1250	4.2	0.73		
	227.778	0.57	1250	3.1	0.71	0.67	1250	3.7	0.72		
	247.139	0.52	1250	2.8	0.71	0.62	1250	3.4	0.72		
	279.028	0.47	1250	2.5	0.70	0.56	1250	3.0	0.71		
	321.673	0.41	1250	2.2	0.69	0.48	1250	2.6	0.70		
	363.179	0.37	1250	1.9	0.68	0.44	1250	2.3	0.69		
	394.245	0.34	1250	1.8	0.68	0.40	1250	2.1	0.69		
	445.116	0.31	1250	1.6	0.66	0.37	1250	1.9	0.68		
	490.403	0.28	1250	1.4	0.67	0.33	1250	1.7	0.68		
553.681	0.25	1250	1.3	0.65	0.30	1250	1.5	0.66			

For dimensions, see page 7-88 onwards.



# Helical-worm gearbox dimensions

Gearbox with mounting flange for IEC standard motors



Gearbox <b>GSS□□-2N HOR</b>		Drive size										
		1A	1B	2B	1C	2C	3C	4C	6C	7C	1D	2D
		corresponds to IEC motor										
		63	71	63	80	71	71	71	63	80	90	80
Housing	\$k_1\$	75	77	75	91						115	
	\$k_2\$	120	145	120	145						180	
Flange	\$a_3\$	90	105	90	160	160	105	120	160	120	160	
	\$b_3\$ H8	60	70	60	110	110	70	80	110	80	110	
	\$c_3\$	7	8	7	10	10	8	8	10	8	10	
	\$e_3\$	75	85	75	130	130	85	100	130	100	130	
	\$f_3\$	3	3	3	4	4	3	3.5	4	3.5	4	
	\$s_3\$ 4 x	5.5	6.6	5.5	9	9	6.6	6.6	9	6.6	9	
Required motor shafts	\$d_3\$	11	14	11	19	14	14	14	11	19	24	19
	\$l_3\$	min	23	30	23	25			23	25	50	40
		max.	23	30	23	40			40	40	50	50
	\$u_1\$	4	5	4	6	5	5	5	4	6	8	6
\$t_1\$	12.5	16	12.5	21.5	16	16	16	12.5	21.5	27	21.5	
Gearbox size		Overall length \$k\$										
04		265	272	265	286						320	
05			294		308						342	
06			334		348						382	
07					391						425	



# Helical-worm gearbox dimensions

## Gearbox with mounting flange for IEC standard motors



Gearbox <b>GSS□□-2N HOR</b>		Drive size											
		1E	2E	3E	4E	1F	2F	3F	1G	2G	3G	1H	3H
		corresponds to IEC motor											
		100 112	90	80	90	100 112	90	90	132	100 112	132	160	132
Housing	k <sub>1</sub>	110			130	139		159	180	160	180	184	
	k <sub>2</sub>	180			180	180		180	265			300	
Flange	a <sub>3</sub>	160			188	160		188	300	250	250	350	300
	b <sub>3</sub> H8	110			130	110		130	230	180	180	250	230
	c <sub>3</sub>	10			20	10		20	18	18	35	20	18
	e <sub>3</sub>	130			165	130		165	265	215	215	300	265
	f <sub>3</sub>	4			4	4		4	4.5			6	4.5
	s <sub>3</sub> 4 x	9			M10	9		M10	13.5			17.5	13.5
Required motor shafts	d <sub>3</sub>	28	24	19	24	28	24	24	38	28	38	42	38
	l <sub>3</sub> min max.	30			50	30		50	80	60	80	110	80
		60			50	60		50	80	60	80	110	80
	u <sub>1</sub>	8	8	6	8	8	8	8	10	8	10	12	10
t <sub>1</sub>	31	27	21.5	27	31	27	27	41	31	41	45	41	
Gearbox size	Overall length k												
05	337			357									
06	377			397	406		426						
07	420			440	449		469	504	484	504	542	512	

Gearbox size	Gearbox					
	o	l*	p*	h*	h <sub>1</sub>	a
04	181	115	171	100	71	20
05	212	140	205	125	80	23
06	255	160	250	150	100	26
07	305	200	310	190	120	33

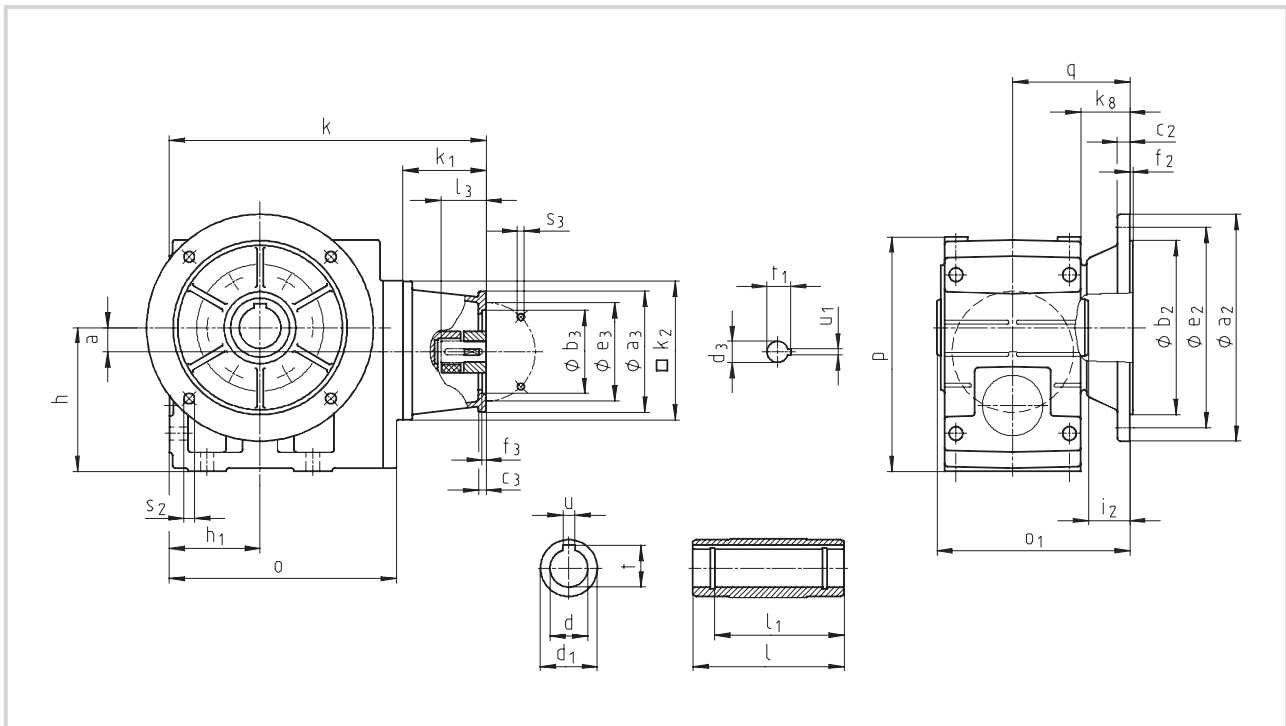
Gearbox size	Foot											
	a <sub>5</sub>	a <sub>6</sub>	b <sub>5</sub>	b <sub>6</sub>	b <sub>7</sub>	c <sub>5</sub>	e <sub>5</sub>	f <sub>5</sub>	f <sub>6</sub>	n	m	s <sub>5</sub>
04	45	45	90	119	85	14	100	112	141	22	20	9
05	47.5	47.5	95	140	105	17	127	124	169	29	21	11
06	60	60	120	170	120	20	145	156	206	36	23	14
07	70	70	140	210	150	25	180	185	255	45	28	18

Gearbox size	Hollow shaft						Threaded pitch circle					
	d H7	l	d <sub>1</sub>	l <sub>1</sub>	u JS9	t +0.2	a <sub>1</sub>	b <sub>1</sub> H7	e <sub>1</sub>	f <sub>1</sub>	i <sub>1</sub>	s <sub>1</sub> 6x60°
04	25 30	115	45	100	8 8	28.3 33.3	105	75	90	3	2.5	M6x12
05	30 35	140	50	124	8 10	33.3 38.3	118	80	100	4	4	M8x15
06	40 45	160	65	140	12 14	43.3 48.8	140	100	120	4	5	M10x16
07	50 55	200	75	175	14 16	53.8 59.3	165	115	140	5	5	M12x18

\* Observe dimension k<sub>2</sub>. With gearbox size 04 and drive size 1D/2D, dimension k<sub>2</sub>/2 > ha

# Helical-worm gearbox dimensions

Gearbox with mounting flange for IEC standard motors



Gearbox <b>GSS□□-2N HAK</b>		Drive size										
		1A	1B	2B	1C	2C	3C	4C	6C	7C	1D	2D
		corresponds to IEC motor										
		63	71	63	80	71	71	71	63	80	90	80
Housing	k <sub>1</sub>	75	77	75	91						115	
	k <sub>2</sub>	120	145	120	145						180	
Flange	a <sub>3</sub>	90	105	90	160	160	105	120	160	120	160	
	b <sub>3</sub> H8	60	70	60	110	110	70	80	110	80	110	
	c <sub>3</sub>	7	8	7	10	10	8	8	10	8	10	
	e <sub>3</sub>	75	85	75	130	130	85	100	130	100	130	
	f <sub>3</sub>	3	3	3	4	4	3	3.5	4	3.5	4	
	s <sub>3</sub> 4 x	5.5	6.6	5.5	9	9	6.6	6.6	9	6.6	9	
Required motor shafts	d <sub>3</sub>	11	14	11	19	14	14	14	11	19	24	19
	l <sub>3</sub>	min	23	30	23	25			23	25	50	40
		max.	23	30	23	40			40	40	50	50
	u <sub>1</sub>	4	5	4	6	5	5	5	4	6	8	6
t <sub>1</sub>	12.5	16	12.5	21.5	16	16	16	12.5	21.5	27	21.5	
Gearbox size	Overall length k											
	04	265	272	265	286						320	
	05		294		308						342	
	06		334		348						382	
	07				391						425	

# Helical-worm gearbox dimensions

## Gearbox with mounting flange for IEC standard motors



Gearbox <b>GSS□□-2N HAK</b>		Drive size											
		1E	2E	3E	4E	1F	2F	3F	1G	2G	3G	1H	3H
		corresponds to IEC motor											
		100 112	90	80	90	100 112	90	90	132	100 112	132	160	132
Housing	k <sub>1</sub>	110			130	139		159	180	160	180	214	184
	k <sub>2</sub>	180			180	180		180	265			300	
Flange	a <sub>3</sub>	160			188	160		188	300	250	250	350	300
	b <sub>3</sub> H8	110			130	110		130	230	180	180	250	230
	c <sub>3</sub>	10			20	10		20	18	18	35	20	18
	e <sub>3</sub>	130			165	130		165	265	215	215	300	265
	f <sub>3</sub>	4			4	4		4	4.5			6	4.5
	s <sub>3</sub> 4 x	9			M10	9		M10	13.5			17.5	13.5
Required motor shafts	d <sub>3</sub>	28	24	19	24	28	24	24	38	28	38	42	38
	l <sub>3</sub> min max.	30			50	30		50	80	60	80	110	80
		60			50	60		50	80	60	80	110	80
	u <sub>1</sub>	8	8	6	8	8	8	8	10	8	10	12	10
t <sub>1</sub>	31	27	21.5	27	31	27	27	41	31	41	45	41	
Gearbox size	Overall length k												
05	337			357			426						
06	377			397	406		426						
07	420			440	449		469	504	484	504	542	512	

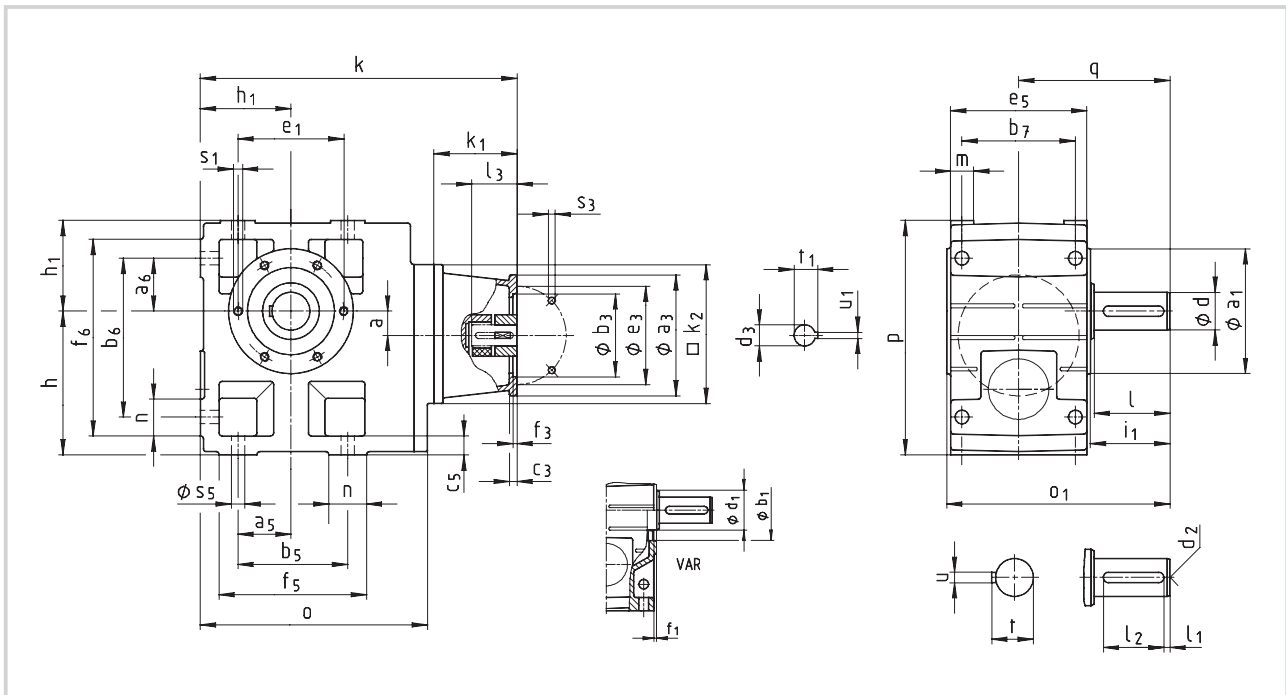
Gearbox size	Gearbox							
	o	o <sub>1</sub> *	p*	h*	h <sub>1</sub>	a	k <sub>8</sub>	q
04	181	148	171	100	71	20	38	90.5
05	212	173	205	125	80	23	40	103
06	255	201	250	150	100	26	49	121
07	305	255	310	190	120	33	65	155

Gearbox size	Hollow shaft						Output flange						
	d H7	l	d <sub>1</sub>	l <sub>1</sub>	u JS9	t +0.2	a <sub>2</sub>	b <sub>2</sub> j7	c <sub>2</sub>	e <sub>2</sub>	f <sub>2</sub>	i <sub>2</sub>	s <sub>2</sub>
04	25 30	115	45	100	8 8	28.3 33.3	160	110	10	130	3.5	33	4 x 9
05	30 35	140	50	124	8 10	33.3 38.3	200	130	12	165	3.5	33	4 x 11
06	40 45	160	65	140	12 14	43.3 48.8	200 250	130 180	12 14.5	165 215	3.5 4	42 41	4 x 11 4 x 14
07	50 55	200	75	175	14 16	53.8 59.3	250 300	180 230	14.5 16.5	215 265	4	55	4 x 14

\* Observe dimension k<sub>2</sub>. With gearbox size 04 and drive size 1D/2D, dimension k<sub>2</sub>/2 > ha

# Helical-worm gearbox dimensions

Gearbox with mounting flange for IEC standard motors



Gearbox <b>GSS□□-2N VDR</b>		Drive size											
		1A	1B	2B	1C	2C	3C	4C	6C	7C	1D	2D	
		corresponds to IEC motor											
		63	71	63	80	71	71	71	63	80	90	80	
Housing	k <sub>1</sub>	75	77	75	91						115		
	k <sub>2</sub>	120	145	120	145						180		
Flange	a <sub>3</sub>	90	105	90	160	160	105	120	160	120	160		
	b <sub>3</sub> H8	60	70	60	110	110	70	80	110	80	110		
	c <sub>3</sub>	7	8	7	10	10	8	8	10	8	10		
	e <sub>3</sub>	75	85	75	130	130	85	100	130	100	130		
	f <sub>3</sub>	3	3		4	4	3	3.5	4	3.5	4		
	s <sub>3</sub> 4 x	5.5	6.6	5.5	9	9	6.6	6.6	9	6.6	9		
Required motor shafts	d <sub>3</sub>	11	14	11	19	14	14	14	11	19	24	19	
	l <sub>3</sub>	min	23	30	23	25				23	25	50	40
		max.	23	30	23	40				40	40	50	50
	u <sub>1</sub>	4	5	4	6	5	5	5	4	6	8	6	
	t <sub>1</sub>	12.5	16	12.5	21.5	16	16	16	12.5	21.5	27	21.5	
Gearbox size	Overall length k												
	04	265	272	265	286						320		
	05		294		308						342		
	06		334		348						382		
	07				391						425		

# Helical-worm gearbox dimensions

## Gearbox with mounting flange for IEC standard motors



Gearbox <b>GSS□□-2N VDR</b>		Drive size											
		1E	2E	3E	4E	1F	2F	3F	1G	2G	3G	1H	3H
		corresponds to IEC motor											
		100 112	90	80	90	100 112	90	90	132	100 112	132	160	132
Housing	$k_1$	110			130	139		159	180	160	180	214	184
	$k_2$	180			180	180		180	265			300	
Flange	$a_3$	160			188	160		188	300	250	250	350	300
	$b_3$ H8	110			130	110		130	230	180	180	250	230
	$c_3$	10			20	10		20	18	18	35	20	18
	$e_3$	130			165	130		165	265	215	215	300	265
	$f_3$	4			4	4		4	4.5			6	4.5
	$s_3$ 4 x	9			M10	9		M10	13.5			17.5	13.5
	Required motor shafts	$d_3$	28	24	19	24	28	24	24	38	28	38	42
$l_3$ min		30			50	30		50	80	60	80	110	80
		60			50	60		50	80	60	80	110	80
$u_1$		8	8	6	8	8	8	8	10	8	10	12	10
$t_1$		31	27	21.5	27	31	27	27	41	31	41	45	41
Gearbox size	Overall length k												
05	337			357									
06	377			397	406		426						
07	420			440	449		469	504	484	504	542	512	

Gearbox size	Gearbox						
	o	$o_1^*$	$p^*$	$h^*$	$h_1$	a	q
04	181	163	171	100	71	20	107.5
05	212	197	205	125	80	23	130
06	255	236	250	150	100	26	160
07	305	296	310	190	120	33	200

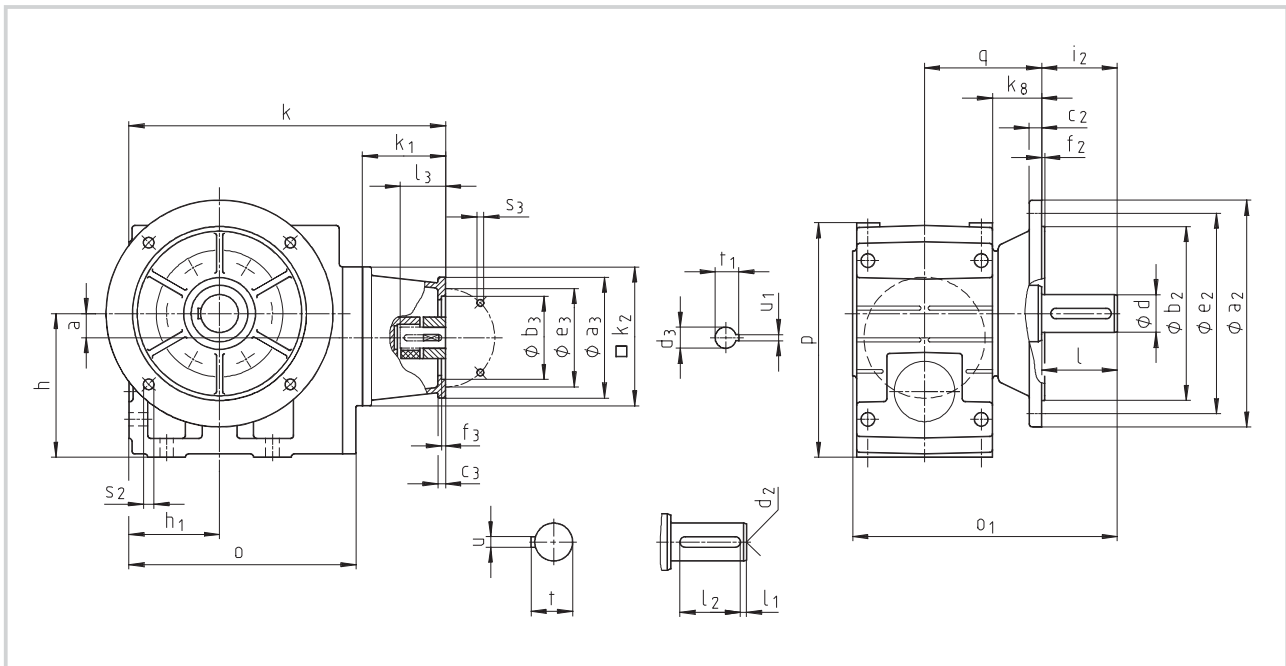
Gearbox size	Foot											
	$a_5$	$a_6$	$b_5$	$b_6$	$b_7$	$c_5$	$e_5$	$f_5$	$f_6$	n	m	$s_5$
04	45	45	90	119	85	14	100	112	141	22	20	9
05	47.5	47.5	95	140	105	17	127	124	169	29	21	11
06	60	60	120	170	120	20	145	156	206	36	23	14
07	70	70	140	210	150	25	180	185	255	45	28	18

Gearbox size	Solid shaft								Threaded pitch circle					
	d k6	l	$d_1$	$l_1$	$l_2$	$d_2$	u	t	$a_1$	$b_1$ H7	$e_1$	$f_1$	$i_1$	$s_1$ 6x60°
04	25	50	45	4	40	M10	8	28	105	75	90	3	52.5	M6x12
05	30	60	50	6	45	M10	8	33	118	80	100	4	64	M8x15
06	40	80	65	7	63	M16	12	43	140	100	120	4	85	M10x16
07	50	100	75	8	80	M16	14	53.5	165	115	140	5	105	M12x18

\* Observe dimension  $k_2$ . With gearbox size 04 and drive size 1D/2D, dimension  $k_2/2 > h_a$

# Helical-worm gearbox dimensions

Gearbox with mounting flange for IEC standard motors



Gearbox <b>GSS□□-2N VAK</b>		Drive size										
		1A	1B	2B	1C	2C	3C	4C	6C	7C	1D	2D
		corresponds to IEC motor										
		63	71	63	80	71	71	71	63	80	90	80
Housing	k <sub>1</sub>	75	77	75	91						115	
	k <sub>2</sub>	120	145	120	145						180	
Flange	a <sub>3</sub>	90	105	90	160	160	105	120	160	120	160	
	b <sub>3</sub> H8	60	70	60	110	110	70	80	110	80	110	
	c <sub>3</sub>	7	8	7	10	10	8	8	10	8	10	
	e <sub>3</sub>	75	85	75	130	130	85	100	130	100	130	
	f <sub>3</sub>	3	3	3	4	4	3	3.5	4	3.5	4	
	s <sub>3</sub> 4 x	5.5	6.6	5.5	9	9	6.6	6.6	9	6.6	9	
Required motor shafts	d <sub>3</sub>	11	14	11	19	14	14	14	11	19	24	19
	l <sub>3</sub>	min	23	30	23	25			23	25	50	40
		max.	23	30	23	40			40	40	50	50
	u <sub>1</sub>	4	5	4	6	5	5	5	4	6	8	6
	t <sub>1</sub>	12.5	16	12.5	21.5	16	16	16	12.5	21.5	27	21.5
Gearbox size	Overall length k											
	04	265	272	265	286						320	
	05		294		308						342	
	06		334		348						382	
	07				391						425	

# Helical-worm gearbox dimensions

## Gearbox with mounting flange for IEC standard motors



Gearbox <b>GSS□□-2N VAK</b>		Drive size											
		1E	2E	3E	4E	1F	2F	3F	1G	2G	3G	1H	3H
		corresponds to IEC motor											
		100 112	90	80	90	100 112	90	90	132	100 112	132	160	132
Housing	k <sub>1</sub>	110			130	139		159	180	160	180		184
	k <sub>2</sub>	180			180	180		180	265			300	
Flange	a <sub>3</sub>	160			188	160		188	300	250	250	350	300
	b <sub>3</sub> H8	110			130	110		130	230	180	180	250	230
	c <sub>3</sub>	10			20	10		20	18	18	35	20	18
	e <sub>3</sub>	130			165	130		165	265	215	215	300	265
	f <sub>3</sub>	4			4	4		4	4.5			6	4.5
	s <sub>3</sub> 4 x	9			M10	9		M10	13.5			17.5	13.5
Required motor shafts	d <sub>3</sub>	28	24	19	24	28	24	24	38	28	38	42	38
	l <sub>3</sub> min max.	30			50	30		50	80	60	80	110	80
		60			50	60		50	80	60	80	110	80
	u <sub>1</sub>	8	8	6	8	8	8	8	10	8	10	12	10
t <sub>1</sub>	31	27	21.5	27	31	27	27	41	31	41	45	41	
Gearbox size		Overall length k											
05		337			357			426					
06		377			397	406		426					
07		420			440	449		469	504	484	504	542	512

Gearbox size	Gearbox							
	o	o <sub>1</sub> *	p*	h*	h <sub>1</sub>	a	k <sub>8</sub>	q
04	181	196	171	100	71	20	38	90.5
05	212	230	205	125	80	23	40	103
06	255	277	250	150	100	26	49	121
07	305	351	310	190	120	33	65	155

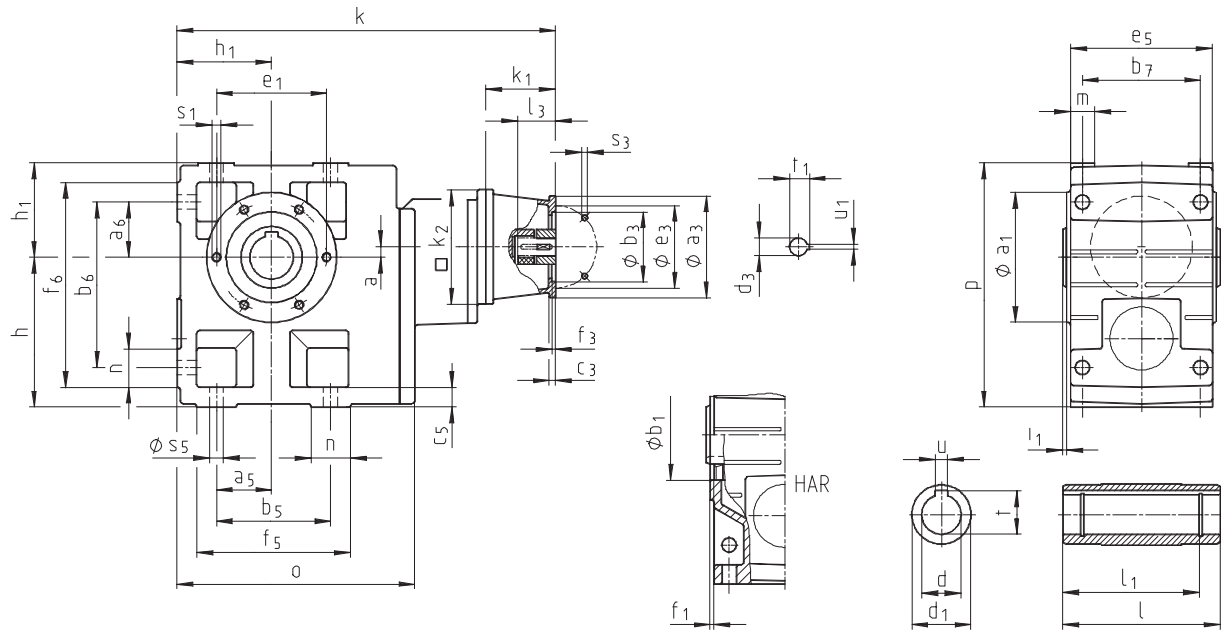
Gearbox size	Solid shaft							Output flange						
	d k6	l	l <sub>1</sub>	l <sub>2</sub>	d <sub>2</sub>	u	t	a <sub>2</sub>	b <sub>2</sub> j7	c <sub>2</sub>	e <sub>2</sub>	f <sub>2</sub>	i <sub>2</sub>	s <sub>2</sub>
04	25	50	4	40	M10	8	28	160	110	10	130	3.5	50	4 x 9
05	30	60	6	45	M10	8	33	200	130	12	165	3.5	60	4 x 11
06	40	80	7	63	M16	12	43	250	180	15	215	4	80	4 x 14
07	50	100	8	80	M16	14	53.5	250 300	180 230	14.5 16.5	215 265	4	100	4 x 14

\* Observe dimension k<sub>2</sub>. With gearbox size 04 and drive size 1D/2D, dimension k<sub>2</sub>/2 > h<sub>a</sub>

# Helical-worm gearbox dimensions

Gearbox with mounting flange for IEC standard motors

## GSS□□-3N HOR





# Helical-worm gearbox dimensions

## Gearbox with mounting flange for IEC standard motors



Gearbox <b>GSS□□-3N HOR</b>		Drive size																				
		1A	1B	2B	1C	2C	3C	4C	6C	7C	1D	2D	1E	2E	3E	4E						
		corresponds to IEC motor																				
		63	71	63	80	71	71	71	63	80	90	80	100 112	90	80	90						
Housing	k <sub>1</sub>	75	77	75	91						115		110		130							
	k <sub>2</sub>	120	145	120	145						180		180		180							
Flange	a <sub>3</sub>	90	105	90	160	160	105	120	160	120	160		160		188							
	b <sub>3</sub> H8	60	70	60	110	110	70	80	110	80	110		110		130							
	c <sub>3</sub>	7	8	7	10	10	8	8	10	8	10		10		20							
	e <sub>3</sub>	75	85	75	130	130	85	100	130	100	130		130		165							
	f <sub>3</sub>	3	3		4	4	3	3.5	4	3.5	4		4		4							
	s <sub>3</sub> 4 x	5.5	6.6	5.5	9	9	6.6	6.6	9	6.6	9		9		M10							
Required motor shafts	d <sub>3</sub>	11	14	11	19	14	14	14	11	19	24	19	28	24	19	24						
	l <sub>3</sub> min	23		30		23		25			23		25		50		40		30		50	
		max.	23		30		23		40			40		40		50		50		60		50
	u <sub>1</sub>		4	5	4	6	5	5	5	4	6	8	6	8	8	6	8					
t <sub>1</sub>	12.5	16	12.5	21.5	16	16	16	12.5	21.5	27	21.5	31	27	21.5	27							
Gearbox size		Overall length k																				
05		363	370	363	384																	
06		420	427	420	441						475											
07			481		495						529		524		544							

Gearbox size	Gearbox					
	o	l*	p*	h	h <sub>1</sub>	a
05	209	140	205	125	80	13
06	252	160	250	150	100	10
07	299	200	310	190	120	12

Gearbox size	Foot											
	a <sub>5</sub>	a <sub>6</sub>	b <sub>5</sub>	b <sub>6</sub>	b <sub>7</sub>	c <sub>5</sub>	e <sub>5</sub>	f <sub>5</sub>	f <sub>6</sub>	n	m	s <sub>5</sub>
05	47.5	47.5	95	140	105	17	127	124	169	29	21	11
06	60	60	120	170	120	20	145	156	206	36	23	14
07	70	70	140	210	150	25	180	185	255	45	28	18

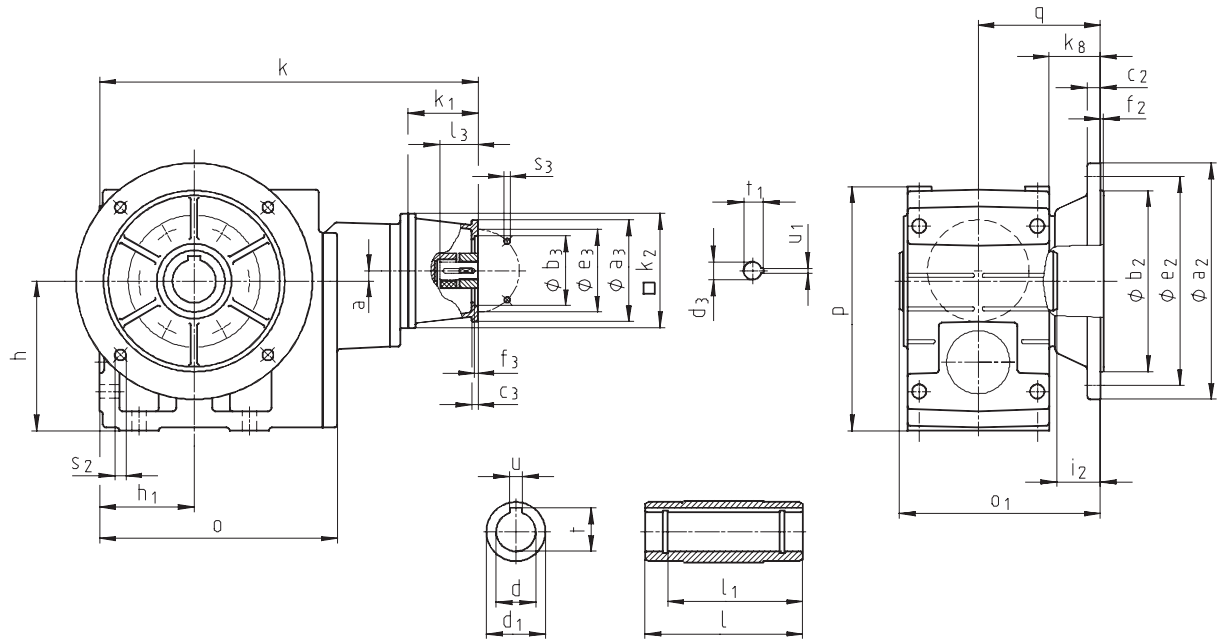
Gearbox size	Hollow shaft						Threaded pitch circle					
	d	l	d <sub>1</sub>	l <sub>1</sub>	u	t	a <sub>1</sub>	b <sub>1</sub>	e <sub>1</sub>	f <sub>1</sub>	i <sub>1</sub>	s <sub>1</sub>
	H7				JS9	+0.2		H7				6x60°
05	30 35	140	50	124	8 10	33.3 38.3	118	80	100	4	4	M8x15
06	40 45	160	65	140	12 14	43.3 48.8	140	100	120	4	5	M10x16
07	50 55	200	75	175	14 16	53.8 59.3	165	115	140	5	5	M12x18

Dimensions in [mm] \* Observe dimension k<sub>2</sub>.

# Helical-worm gearbox dimensions

Gearbox with mounting flange for IEC standard motors

## GSS□□-3N HAK



# Helical-worm gearbox dimensions

## Gearbox with mounting flange for IEC standard motors



Gearbox <b>GSS□□-3N HAK</b>		Drive size															
		1A	1B	2B	1C	2C	3C	4C	6C	7C	1D	2D	1E	2E	3E	4E	
		corresponds to IEC motor															
		63	71	63	80	71	71	71	63	80	90	80	100 112	90	80	90	
Housing	k <sub>1</sub>	75	77	75	91						115		110		130		
	k <sub>2</sub>	120	145	120	145						180		180		180		
Flange	a <sub>3</sub>	90	105	90	160	160	105	120	160	120	160		160		188		
	b <sub>3</sub> H8	60	70	60	110	110	70	80	110	80	110		110		130		
	c <sub>3</sub>	7	8	7	10	10	8	8	10	8	10		10		20		
	e <sub>3</sub>	75	85	75	130	130	85	100	130	100	130		130		165		
	f <sub>3</sub>	3	3		4	4	3	3.5	4	3.5	4		4		4		
	s <sub>3</sub> 4 x	5.5	6.6	5.5	9	9	6.6	6.6	9	6.6	9		9		M10		
Required motor shafts	d <sub>3</sub>	11	14	11	19	14	14	14	11	19	24	19	28	24	19	24	
	l <sub>3</sub> min	23		30		23		25			23	25	50	40	30		50
		23		30		23		40			40	40	50	50	60		50
	u <sub>1</sub>	4	5	4	6	5	5	5	4	6	8	6	8	8	6	8	
t <sub>1</sub>	12.5	16	12.5	21.5	16	16	16	12.5	21.5	27	21.5	31	27	21.5	27		
Gearbox size		Overall length k															
05		363	370	363	384												
06		420	427	420	441						475						
07			481		495						529		524		544		

Gearbox size	Gearbox							
	o	o <sub>1</sub> *	p*	h	h <sub>1</sub>	a	k <sub>8</sub>	q
05	209	173	205	125	80	13	40	103
06	252	201	250	150	100	10	49	121
07	299	255	310	190	120	12	65	155

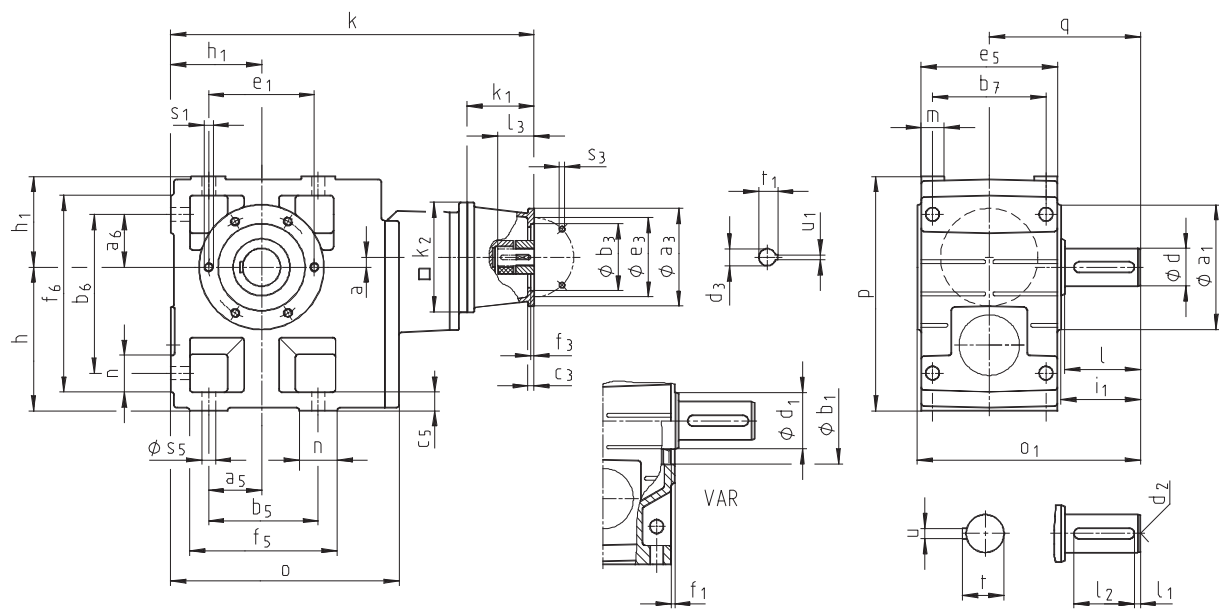
Gearbox size	Hollow shaft						Output flange						
	d H7	l	d <sub>1</sub>	l <sub>1</sub>	u JS9	t +0.2	a <sub>2</sub>	b <sub>2</sub> j7	c <sub>2</sub>	e <sub>2</sub>	f <sub>2</sub>	i <sub>2</sub>	s <sub>2</sub>
05	30	140	50	124	8	33.3	200	130	12	165	3.5	33	4 x 11
	35				10	38.3							
06	40	160	65	140	12	43.3	200	130	12	165	3.5	42	4 x 11
	45				14	48.8							
07	50	200	75	175	14	53.8	250	180	15	215	4	55	4 x 14
	55				16	59.3							

Dimensions in [mm] \* Observe dimension k<sub>2</sub>.

# Helical-worm gearbox dimensions

Gearbox with mounting flange for IEC standard motors

## GSS□□-3N VDR



# Helical-worm gearbox dimensions

## Gearbox with mounting flange for IEC standard motors



Gearbox <b>GSS□□-3N VDR</b>		Drive size														
		1A	1B	2B	1C	2C	3C	4C	6C	7C	1D	2D	1E	2E	3E	4E
		corresponds to IEC motor														
		63	71	63	80	71	71	71	63	80	90	80	100 112	90	80	90
Housing	k <sub>1</sub>	75	77	75	91						115		110		130	
	k <sub>2</sub>	120	145	120	145						180		180		180	
Flange	a <sub>3</sub>	90	105	90	160	160	105	120	160	120	160		160		188	
	b <sub>3</sub> H8	60	70	60	110	110	70	80	110	80	110		110		130	
	c <sub>3</sub>	7	8	7	10	10	8	8	10	8	10		10		20	
	e <sub>3</sub>	75	85	75	130	130	85	100	130	100	130		130		165	
	f <sub>3</sub>	3	3		4	4	3	3.5	4	3.5	4		4		4	
	s <sub>3</sub> 4 x	5.5	6.6	5.5	9	9	6.6	6.6	9	6.6	9		9		M10	
Required motor shafts	d <sub>3</sub>	11	14	11	19	14	14	14	11	19	24	19	28	24	19	24
	l <sub>3</sub>	min	23	30	23	25			23	25	50	40	30		50	
		max.	23	30	23	40			40	40	50	50	60		50	
	u <sub>1</sub>	4	5	4	6	5	5	5	4	6	8	6	8	8	6	8
t <sub>1</sub>	12.5	16	12.5	21.5	16	16	16	12.5	21.5	27	21.5	31	27	21.5	27	
Gearbox size		Overall length k														
05		363	370	363	384											
06		420	427	420	441						475					
07			481		495						529		524		544	

Gearbox size	o	o <sub>1</sub> *	p*	h	h <sub>1</sub>	a	q
05	209	197	205	125	80	13	130
06	252	236	250	150	100	10	160
07	299	296	310	190	120	12	200

Gearbox size	Foot											
	a <sub>5</sub>	a <sub>6</sub>	b <sub>5</sub>	b <sub>6</sub>	b <sub>7</sub>	c <sub>5</sub>	e <sub>5</sub>	f <sub>5</sub>	f <sub>6</sub>	n	m	s <sub>5</sub>
05	47.5	47.5	95	140	105	17	127	124	169	29	21	11
06	60	60	120	170	120	20	145	156	206	36	23	14
07	70	70	140	210	150	25	180	185	255	45	28	18

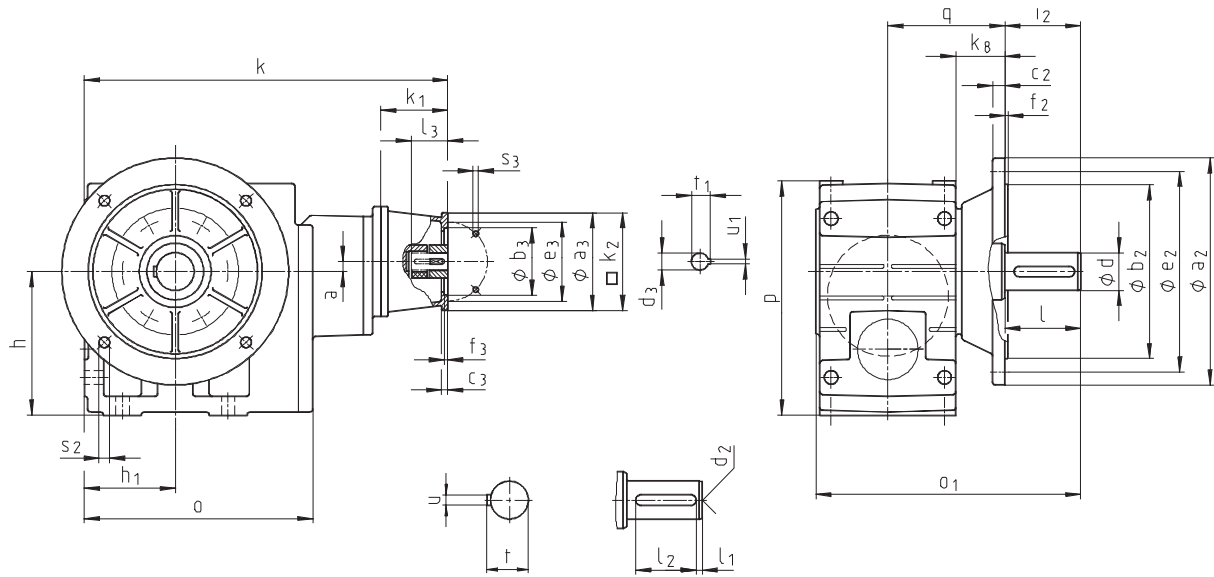
Gearbox size	Solid shaft								Threaded pitch circle					
	d k6	l	d <sub>1</sub>	l <sub>1</sub>	l <sub>2</sub>	d <sub>2</sub>	u	t	a <sub>1</sub>	b <sub>1</sub> H7	e <sub>1</sub>	f <sub>1</sub>	i <sub>1</sub>	s <sub>1</sub> 6x60°
05	30	60	50	6	45	M10	8	33	118	80	100	4	64	M8x15
06	40	80	65	7	63	M16	12	43	140	100	120	4	85	M10x16
07	50	100	75	8	80	M16	14	53.5	165	115	140	5	105	M12x18

Dimensions in [mm] \* Observe dimension k<sub>2</sub>.

# Helical-worm gearbox dimensions

Gearbox with mounting flange for IEC standard motors

## GSS□□-3N VAK



# Helical-worm gearbox dimensions

## Gearbox with mounting flange for IEC standard motors

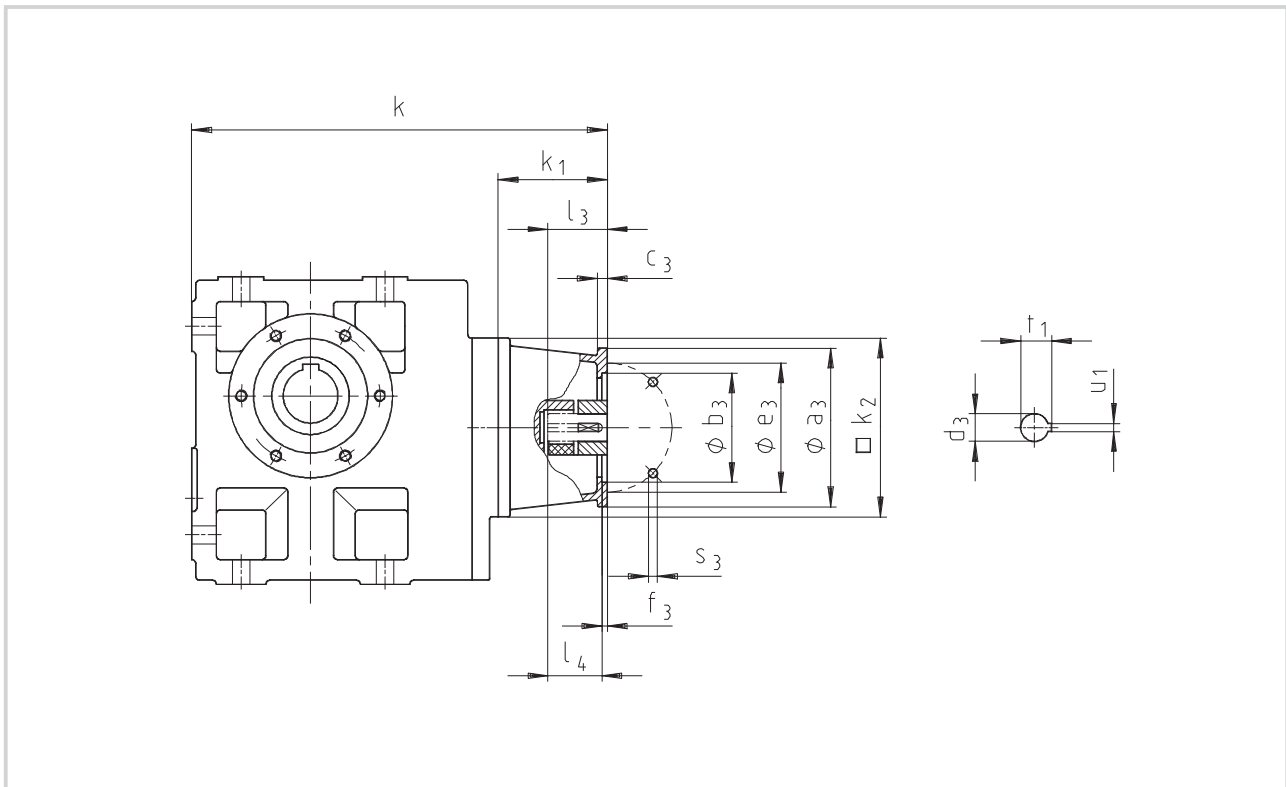


Gearbox <b>GSS□□-3N VAK</b>		Drive size														
		1A	1B	2B	1C	2C	3C	4C	6C	7C	1D	2D	1E	2E	3E	4E
		corresponds to IEC motor														
		63	71	63	80	71	71	71	63	80	90	80	100 112	90	80	90
Housing	k <sub>1</sub>	75	77	75	91						115		110		130	
	k <sub>2</sub>	120	145	120	145						180		180		180	
Flange	a <sub>3</sub>	90	105	90	160	160	105	120	160	120	160		160		188	
	b <sub>3</sub> H8	60	70	60	110	110	70	80	110	80	110		110		130	
	c <sub>3</sub>	7	8	7	10	10	8	8	10	8	10		10		20	
	e <sub>3</sub>	75	85	75	130	130	85	100	130	100	130		130		165	
	f <sub>3</sub>	3	3		4	4	3	3.5	4	3.5	4		4		4	
	s <sub>3</sub> 4 x	5.5	6.6	5.5	9	9	6.6	6.6	9	6.6	9		9		M10	
	d <sub>3</sub>	11	14	11	19	14	14	14	11	19	24	19	28	24	19	24
Required motor shafts	l <sub>3</sub> min	23	30	23	25				23	25	50	40	30		50	
	l <sub>3</sub> max.	23	30	23	40				40	40	50	50	60		50	
	u <sub>1</sub>	4	5	4	6	5	5	5	4	6	8	6	8	8	6	8
t <sub>1</sub>	12.5	16	12.5	21.5	16	16	16	12.5	21.5	27	21.5	31	27	21.5	27	
Gearbox size	Overall length k															
05	363	370	363	384												
06	420	427	420	441						475						
07		481		495						529		524		544		
Gearbox size	Gearbox															
	o	o <sub>1</sub> *		p*		h		h <sub>1</sub>		a		k <sub>8</sub>		q		
05	209	230		205		125		80		13		40		103		
06	252	277		250		150		100		10		49		121		
07	299	351		310		190		120		12		65		155		
Gearbox size	d <sub>k6</sub>	l	l <sub>1</sub>	Solid shaft				Output flange								
				l <sub>2</sub>	d <sub>2</sub>	u	t	a <sub>2</sub>	b <sub>2</sub> j7	c <sub>2</sub>	e <sub>2</sub>	f <sub>2</sub>	i <sub>2</sub>	s <sub>2</sub>		
05	30	60	6	45	M10	8	33	200	130	12	165	3.5	60	4 x 11		
06	40	80	7	63	M16	12	43	250	180	14.5	215	4	80	4 x 14		
07	50	100	8	80	M16	14	53.5	250 300	180 230	14.5 16.5	215 265	4	100	4 x 14		

Dimensions in [mm] \* Observe dimension k<sub>2</sub>.

# Helical-worm gearbox dimensions

## Gearbox with mounting flange for NEMA motors



Gearbox <b>GSS00-2N 000</b>		Drive size						
		5B	5C	5D	5E	5G	5H	6H
		Corresponds to NEMA motor						
		56 C	56 C	143 TC 145 TC	182 TC 184 TC	213 TC 215 TC	254 TC 256 TC	284 TC 286 TC
Housing	$k_1$	104	104	119	151	206	209	222
	$k_2$	145	145	180	180	265	300	300
Flange	$a_3$	170	170	170	230	300	300	300
	$b_3$	114.3 <small>+0.05 +0</small>	114.3 <small>+0.05 +0</small>	114.3 <small>+0.05 +0</small>	215.9 <small>+0.07 +0</small>	215.9 <small>+0.07 +0</small>	215.9 <small>+0.07 +0</small>	266.7 <small>+0.07 +0</small>
	$c_3$	12	12	12	18	44	43	56
	$e_3$	149.2	149.2	149.2	184.2	184.2	184.2	228.6
	$f_3$	5	5	4	4	4	4	4
	$s_3$	10.5	10.5	10.5	14	14	14	14
	Required motor shafts	$d_3$	15.875	15.875	22.225	28.575	34.925	41.275
$l_3$		52.4	52.4	54.0				
$l_4$					66.7	79.4	95.3	111.1
$u_1$		4.763	4.763	4.763	6.350	7.938	9.525	12.700
$t_1$		18.009	18.009	24.384	31.496	38.608	45.466	53.086
Gearbox size	Overall length $k$							
	04	299	299	324				
	05	321	321	346	378			
	06	361	361	386	418			
	07		404	429	461	529	537	550

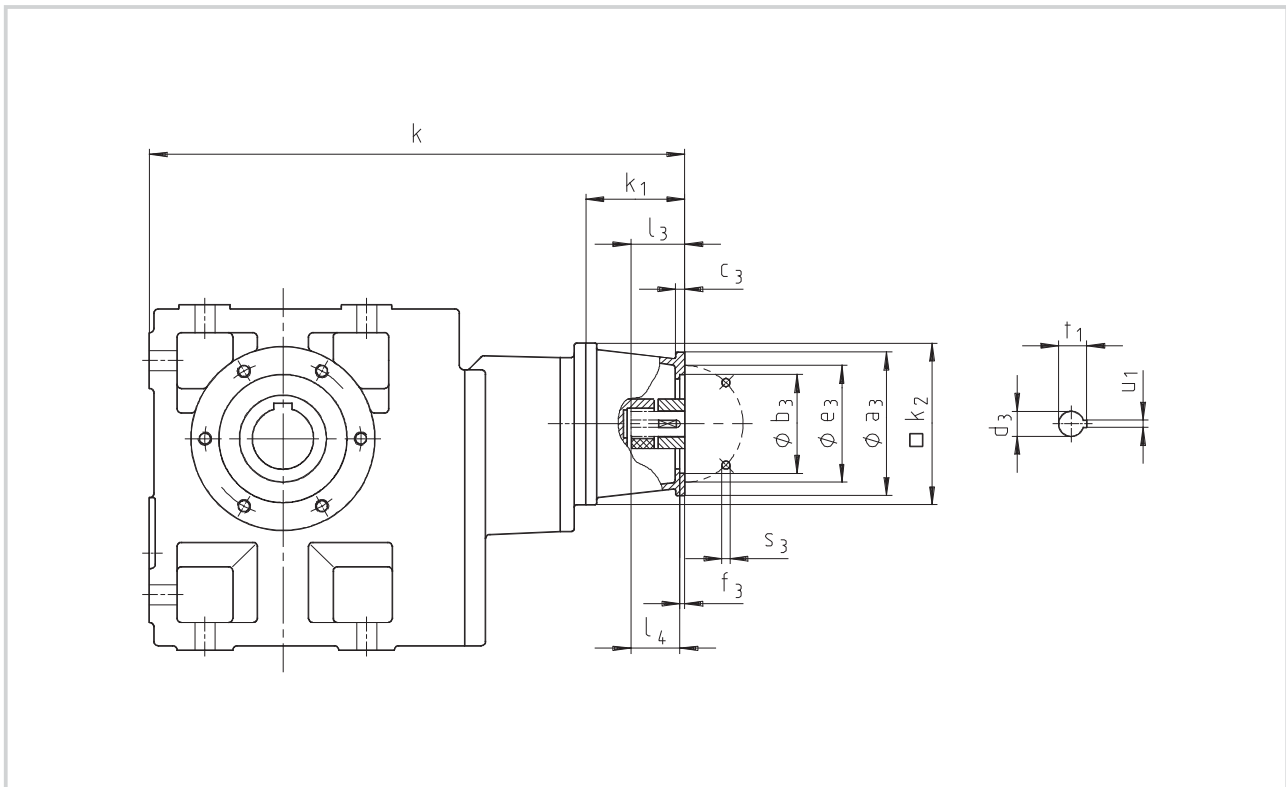
Dimensions in [mm]

For other dimensions, see Gearbox with mounting flange for IEC standard motors.



# Helical-worm gearbox dimensions

## Gearbox with mounting flange for NEMA motors



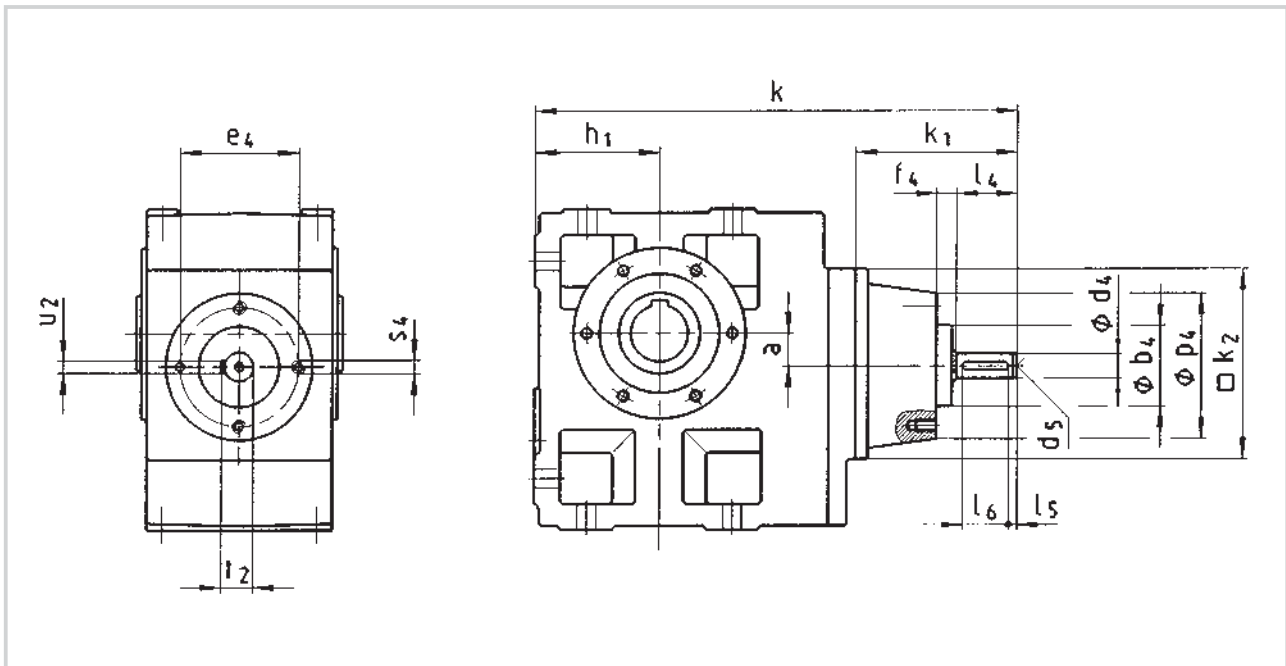
Gearbox <b>GSS00-3N 000</b>		Drive size							
		5B		5C		5D		5E	
		56 C		56 C		143 TC 145 TC		182 TC 184 TC	
Housing	$k_1$	104		104		119		151	
	$k_2$	145		145		180		180	
Flange	$a_3$	170		170		170		230	
	$b_3$	114.3	+0.05 +0	114.3	+0.05 +0	114.3	+0.05 +0	215.9	+0.07 +0
	$c_3$	12		12		12		18	
	$e_3$	149.2		149.2		149.2		184.2	
	$f_3$	5		5		4		4	
	$s_3$	10.5		10.5		10.5		14	
	Required motor shafts	$d_3$	15.875		15.875		22.225		28.575
$l_3$		52.4		52.4		54.0			
$l_4$								66.7	
$u_1$		4.763		4.763		4.763		6.350	
$t_1$		18.009		18.009		24.384		31.496	
Gearbox size	Overall length $k$								
	05	397		397					
06	454		454		479				
07	508		508		533		565		

Dimensions in [mm]

For other dimensions, see Gearbox with mounting flange for IEC standard motors.

# Helical-worm gearbox dimensions

Gearbox with free input shaft



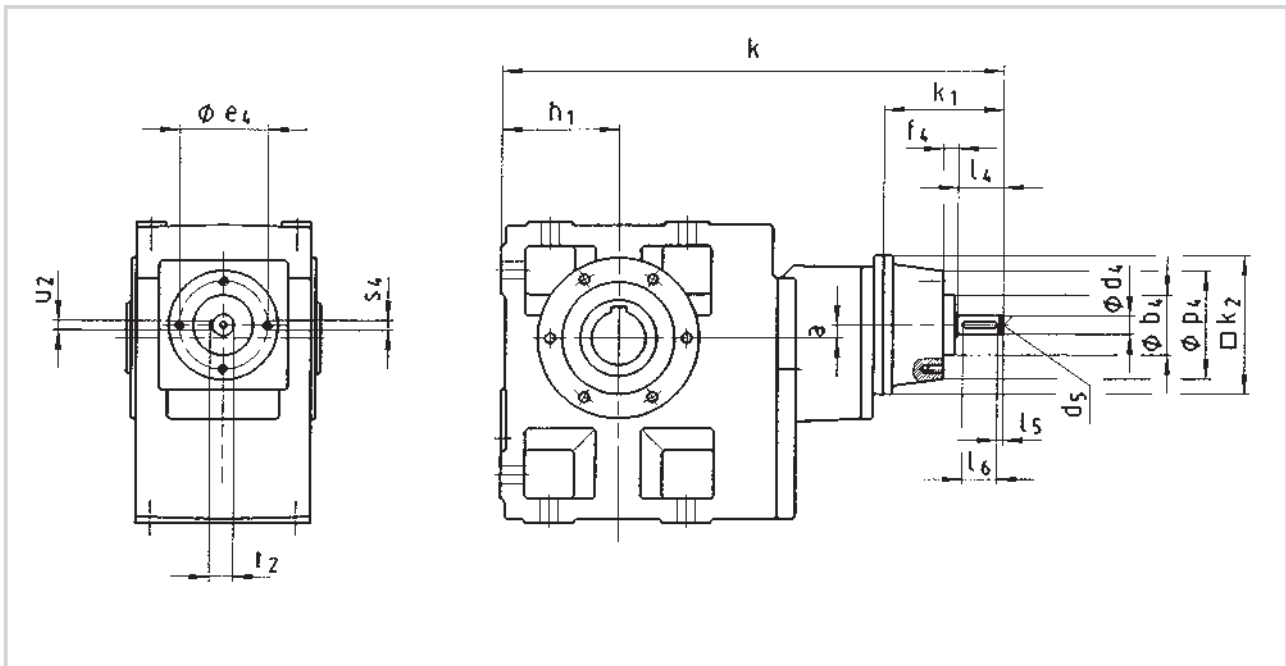
Gearbox			Drive size						
<b>GSS□□-2W □□□</b>			<b>1A</b>	<b>1B</b>	<b>1C</b>	<b>1D</b>	<b>1E</b>	<b>1F</b>	<b>1G</b>
Housing	$k_1$		100	100	102	130	160	175	175
	$k_2$		115	115	145	145	180	222	222
Threaded pitch circle with centring	$p_4$		80	86	90	120	142	178	216
	$b_4$	js8	52	52	52	65	78	98	125
	$e_4$		67	67	67	90	115	145	175
	$f_4$		12	12	12	12	22	23	23
	$s_4$	4 x 8 x	M6x12	M6x12	M6x12	M8x16	M10x20	M12x24	M16x30
Input shaft	$d_4$	k6	14	14	14	19	24	28	38
	$l_4$		35	35	40	50	60	80	100
	$l_5$		4.5	4.5	4	4	6	7	8
	$l_6$		25	25	32	40	45	63	80
	$d_5$		M6	M6	M6	M6	M8	M10	M12
	$u_2$		5	5	5	6	8	8	10
	$t_2$		16	16	16	21.5	27	31	41
Gearbox size	Gearbox *		Overall length						
	$h_1$	$a$	$k$						
<b>04</b>	71	20	265	265	297				
<b>05</b>	80	23		293	318	346			
<b>06</b>	100	26			358	386	426	447	
<b>07</b>	120	33				429	469	490	490

Dimensions in [mm]

\* For further dimensions, see Dimensions - Helical-worm geared motors.

# Helical-worm gearbox dimensions

## Gearbox with free input shaft

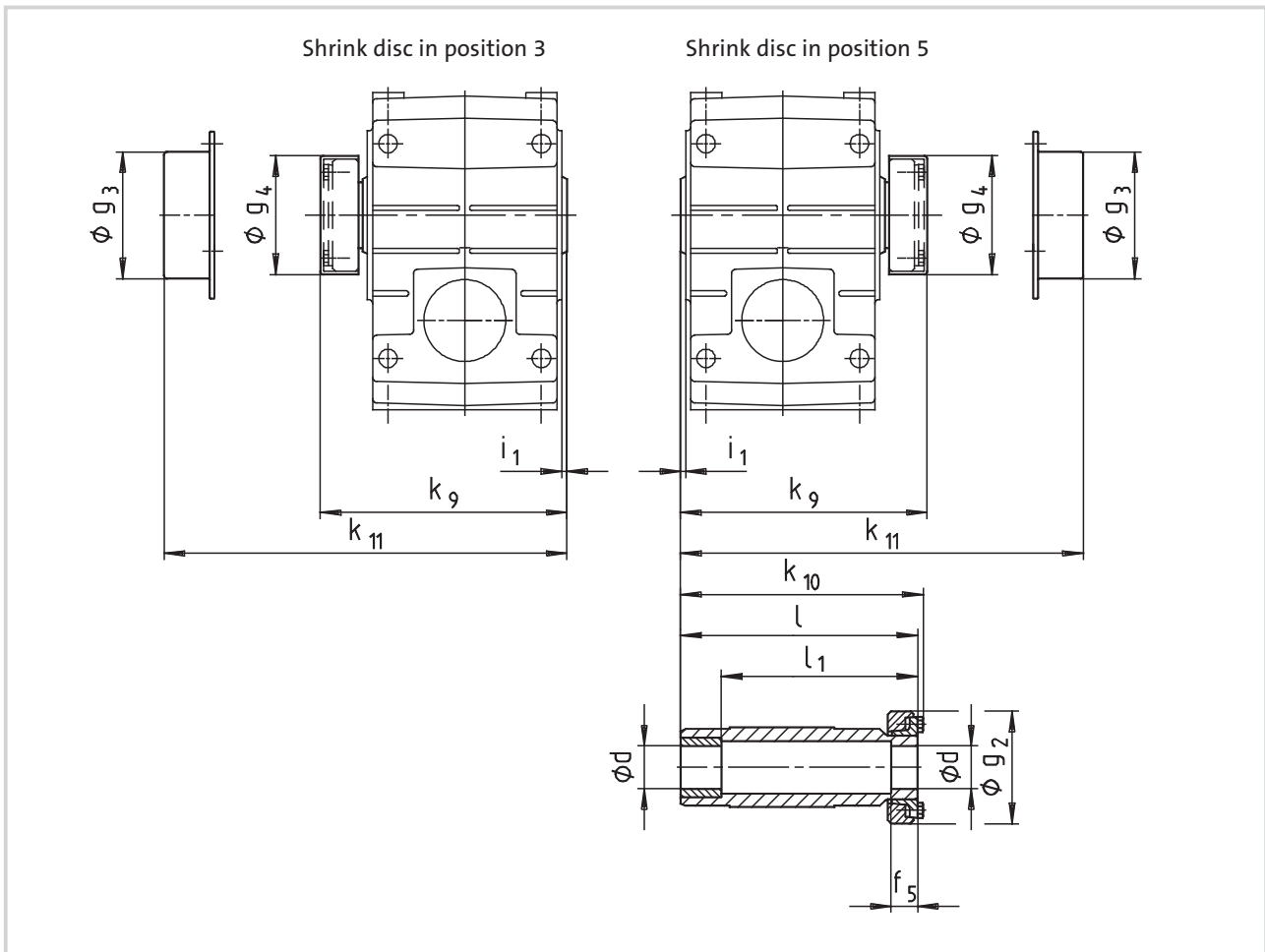


Gearbox		Drive size				
<b>GSS□□-3W □□□</b>		<b>1A</b>	<b>1B</b>	<b>1C</b>	<b>1D</b>	
Housing	$k_1$	100	100	102	130	
	$k_2$	115	115	145	145	
	Threaded pitch circle with centring	$p_4$	80	86	90	120
		$b_4$ js8	52	52	52	65
		$e_4$	67	67	67	90
		$f_4$	12	12	12	12
$s_4$ 4 x	M6x12	M6x12	M6x12	M8x16		
Input shaft	$d_4$ k6	14	14	14	19	
	$l_4$	35	35	40	50	
	$l_5$	4.5	4.5	4	4	
	$l_6$	25	25	32	40	
	$d_5$	M6	M6	M6	M6	
	$u_2$	5	5	5	6	
	$t_2$	16	16	16	21.5	
Gearbox size	Gearbox *		Overall length			
	$h_1$	$a$	$k$			
<b>05</b>	80	13	363	363	395	
<b>06</b>	100	10	420	420	452	
<b>07</b>	120	12		481	506	534

Dimensions in [mm]

\* For further dimensions, see Dimensions - Helical-worm geared motors.

## Hollow shaft with shrink disc



Gearbox size	Machine shaft *)		Hollow shaft with shrink disc						Protective cap		Cover	
	d	Fit	i <sub>1</sub>	g <sub>2</sub>	k <sub>10</sub>	l	l <sub>1</sub>	f <sub>5</sub>	g <sub>4</sub>	k <sub>9</sub>	g <sub>3</sub>	k <sub>11</sub>
04	25	h6	2.5	72	147.5	142	122	26	76	149.5	79	154
	30											
05	35	h6	4	80	173.5	168	148	28	84	175.5	90	179
06	40	h6	5	90	199.5	194	164	30	94	201.5	100	204
07	50	h6	5	110	237.5	232	192	26	116	240.5	124	244

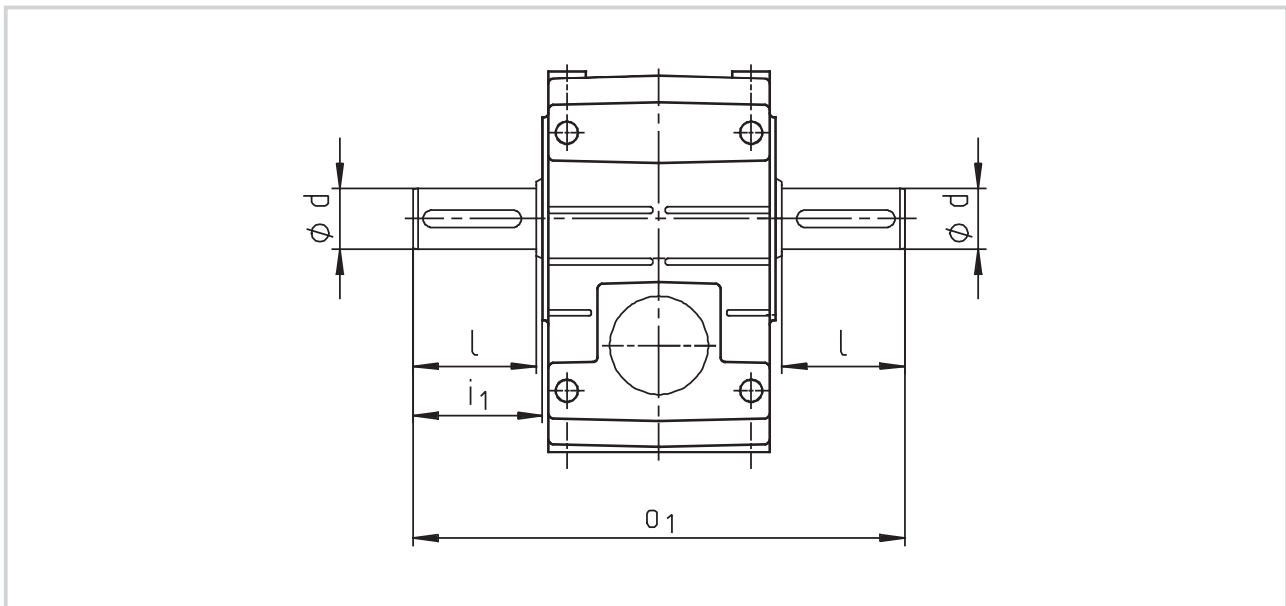
Dimensions in [mm]

\* Ensure that the strength of the shaft material is adequate in shrink disc designs. When using typical steels (e.g. C45, 42CrMo4), the torques listed in the selection tables can be used without restriction. When using material that is considerably weaker, please consult us. Medium surface roughness Rz must not exceed 15 µm (turning operation is sufficient).

Output flange and hollow shaft with shrink disc (output design SAK) are not possible in the same position. For other dimensions, see Gearboxes/geared motors with hollow shaft (output design H□□).



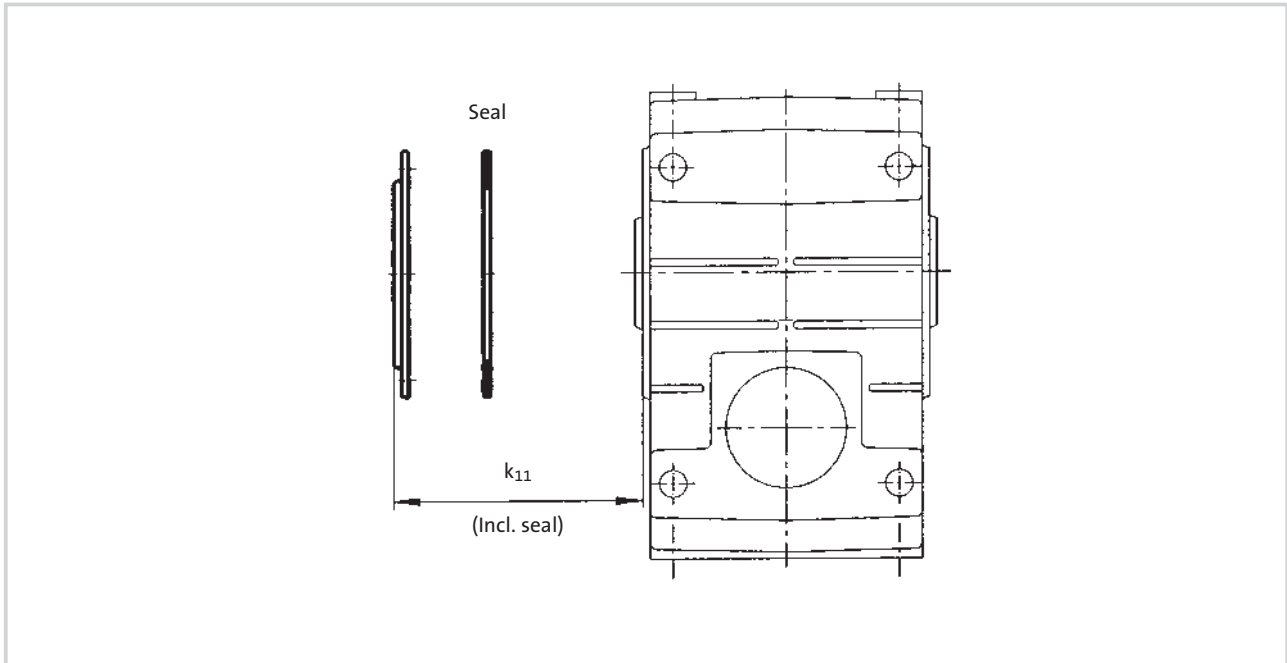
## Gearbox with 2nd output shaft end



Gearbox size	d	l	i <sub>1</sub>	o <sub>1</sub>
04	25	50	52.5	215
05	30	60	64	260
06	40	80	85	320
07	50	100	105	400

Dimensions in [mm]

## Hoseproof hollow shaft cover

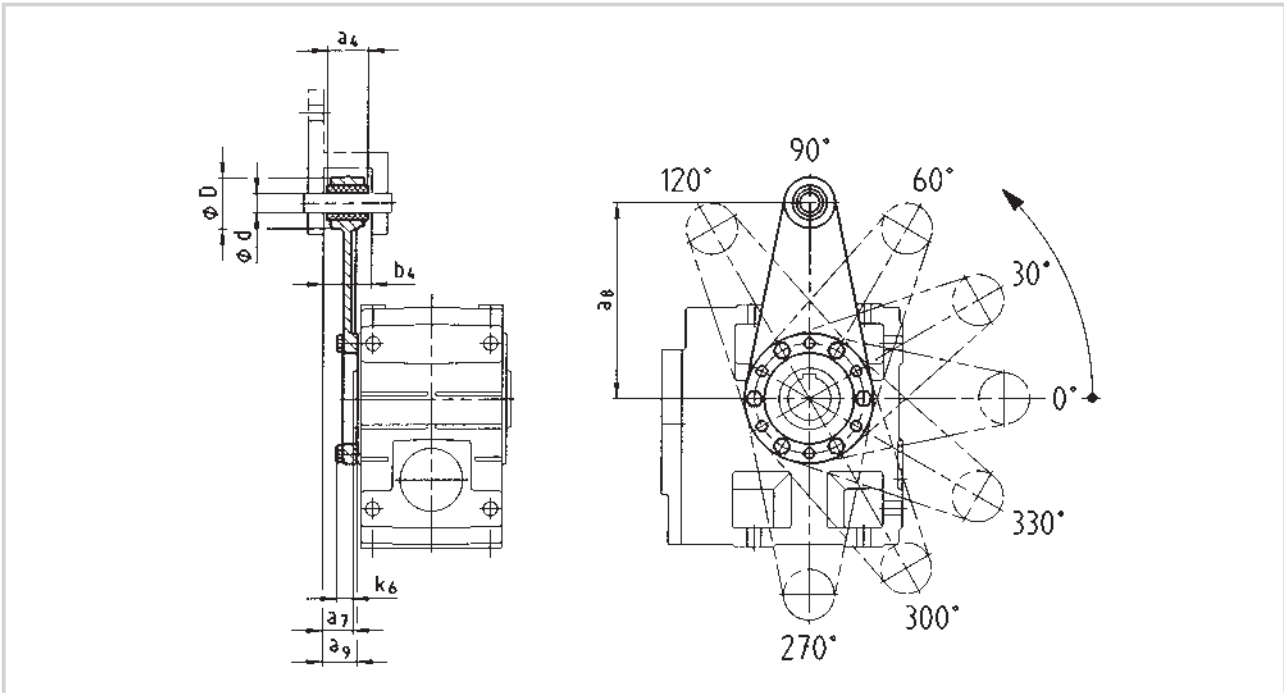


Gearbox size	Cover $k_{11}$
04	9
05	10
06	11
07	11

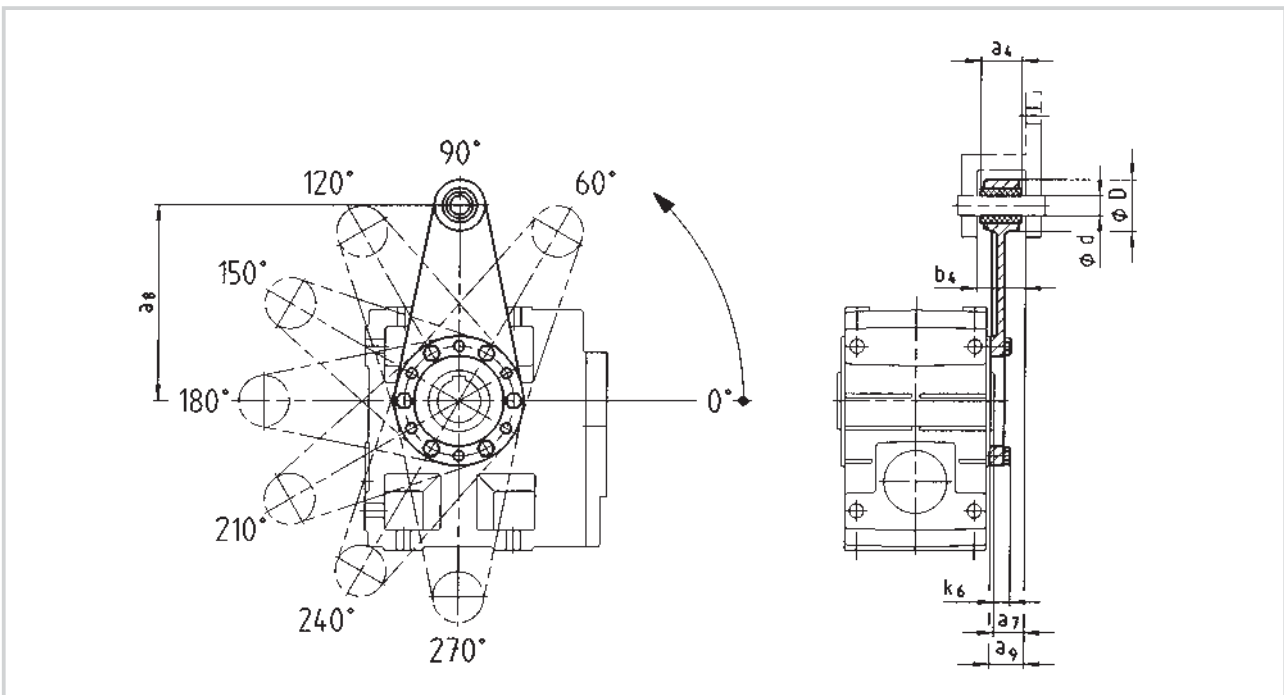
Dimensions in [mm]



## Torque plate at threaded pitch circle, position 3



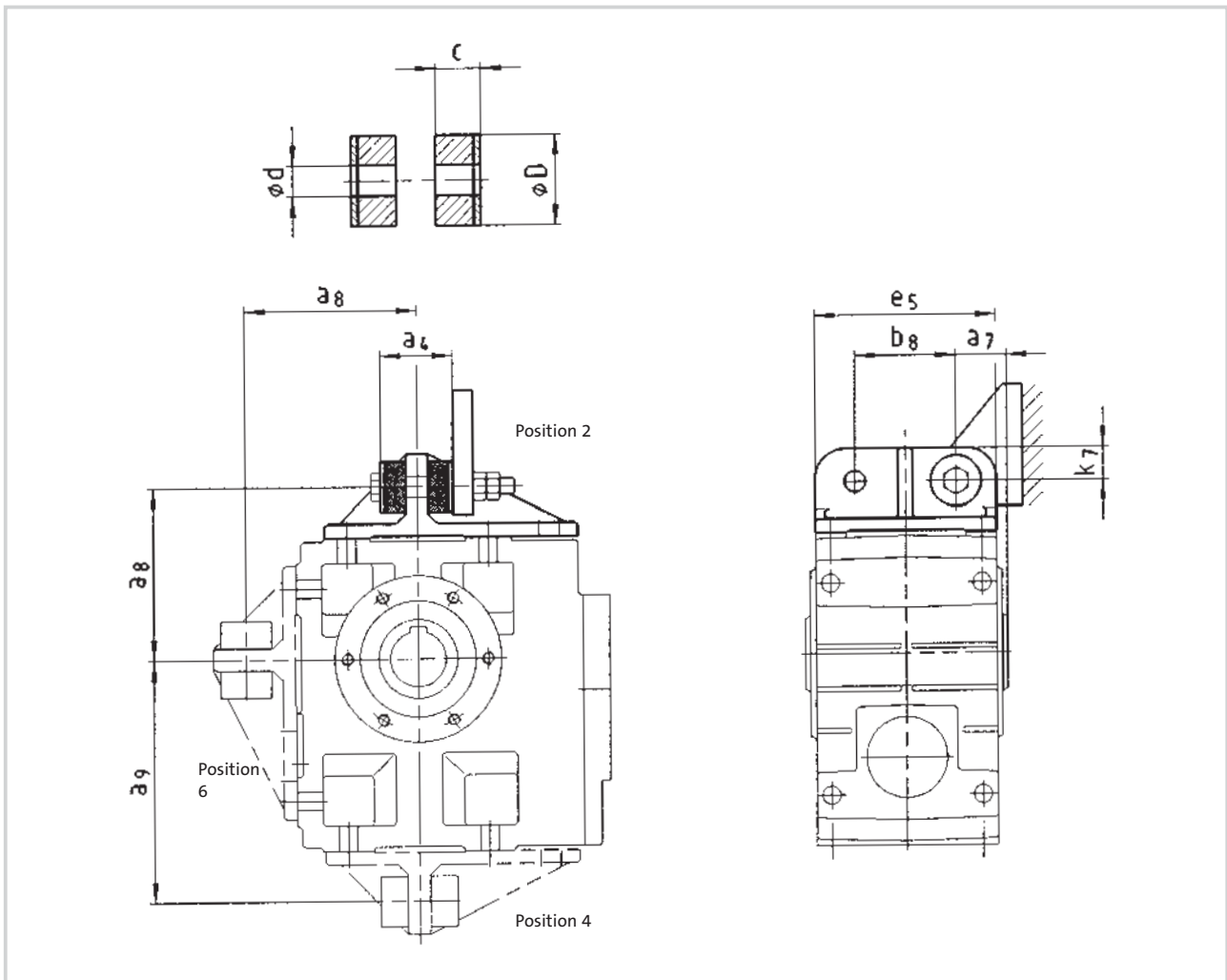
## Torque plate at threaded pitch circle in position 5



Gearbox size	Assembly space		Torque plate						
	a <sub>7</sub>	b <sub>4</sub>	a <sub>4</sub>	a <sub>8</sub>	a <sub>9</sub>	d	D	k <sub>6</sub>	
04	24	34.5	30	130	26.5	12	35	16	
05	23.5	38.5	34	160	27.5	16	45	15	
06	28	44.5	40	200	33	20	50	18	
07	32.5	50.5	46	250	37.5	25	65	21	

Dimensions in [mm]

## Torque plate at housing foot



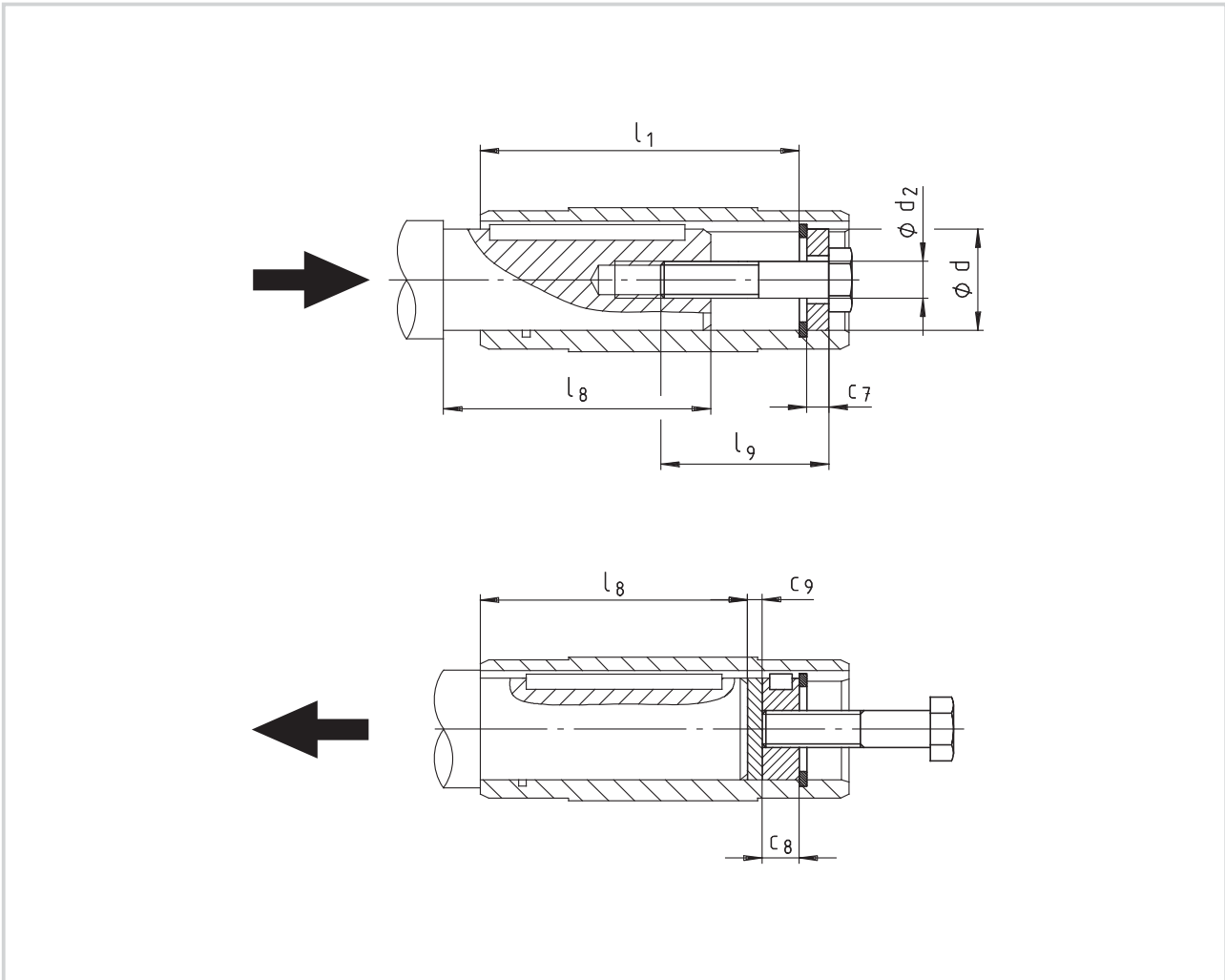
Gearbox size	a <sub>4</sub>	a <sub>7</sub>	a <sub>8</sub>	a <sub>9</sub>	b <sub>8</sub>	c	d	D	e <sub>5</sub>	k <sub>7</sub>
04	41	27.5	106	135	60	14.5	11	30	100	20
05	45	35	115	160	70	15	13	40	127	25
06	72	40	145	195	80	27	17	50	145	28
07	78	50	170	240	100	28	21	60	180	35

Dimensions in [mm]





## Hollow shaft circlip mounting set/Proposed design for auxiliary tools



Gearbox size	Hollow shaft (design H)			Hollow shaft circlip mounting set (auxiliary tool for assembly)			Auxiliary tool for disassembly		Machine shaft
	l	l <sub>1</sub>	d H7	d <sub>2</sub>	l <sub>9</sub>	c <sub>7</sub>	c <sub>8</sub>	c <sub>9</sub>	max l <sub>8</sub>
04	115	100	25	M10	40	5	10	3	85
			30	M10		6			
05	140	124	30	M10	40	6	10	3	107
			35	M12		7			
06	160	140	40	M16	60	8	16	4	118
			45			9			
07	200	175	50	M16	60	10	16	5	148
			55	M20		11			

Dimensions in [mm]



# Lenze worldwide

**Lenze SE**  
Postfach 10 13 52  
D-31763 Hameln  
Telefon +49 (0)51 54 / 82-0  
Telefax +49 (0)51 54 / 82-28 00  
E-Mail: Lenze@Lenze.de  
Internet: www.Lenze.com

**Lenze Automation GmbH**  
Grünstraße 36, D-40667 Meerbusch  
Telefon +49 (0)21 32 / 99 04-0  
Telefax +49 (0)21 32 / 7 21 90  
Standort:  
Hans-Lenze-Straße 1, D-31855 Aerzen  
Postfach 101352, D-31763 Hameln  
Telefon +49 (0)51 54 / 82-0  
Telefax +49 (0)51 54 / 82-28 00  
Standort:  
Am Alten Bahnhof 11  
D-38122 Braunschweig  
Telefon +49 (0)531 / 80178-0  
Telefax +49 (0)531 / 80178-20

**Lenze Drives GmbH**  
Postfach 10 13 52, D-31763 Hameln  
Breslauer Strasse 3, D-32699 Extertal  
Telefon +49 (0)51 54 / 82-0  
Telefax +49 (0)51 54 / 82-28 00

**Lenze Operations GmbH**  
Postfach 10 13 52, D-31763 Hameln  
Hans Lenze Straße 1, D-31855 Aerzen  
Telefon +49 (0)51 54 / 82-0  
Telefax +49 (0)51 54 / 82-28 00

**Lenze GmbH & Co KG Anlagenbau**  
Buchenweg 1  
D-31855 Aerzen  
Telefon +49 (0)51 54 / 82-0  
Telefax +49 (0)51 54 / 82-21 00

**Lenze Service GmbH**  
Breslauer Straße 3  
D-32699 Extertal  
**Mechanical Drives**  
Telefon +49 (0)51 54 / 82-16 26  
Telefax +49 (0)51 54 / 82-13 96  
**Electronic Drives**  
Telefon +49 (0)51 54 / 82-11 11  
Telefax +49 (0)51 54 / 82-11 12  
**Service Helpline**  
**+49 (0)180 5 20 24 26**

**Lenze Verbindungstechnik GmbH**  
Ipf-Landesstraße 1  
A-4481 ASTEN  
Telefon +43 (0)72 24 / 210-0  
Telefax +43 (0)72 24 / 210-998

**Lenze DETO Drive Systems GmbH & Co KG**  
Untere Sparchen 16  
A-6330 Kufstein  
Telefon +43 (0)53 72 / 6 53 15-200  
Telefax +43 (0)53 72 / 6 53 15-299

**Schmidhauser AG**  
Obere Neustrasse 1  
CH-8590 Romanshorn  
Telefon +41 (0)71 466 11 11  
Telefax +41 (0)71 466 11 10

**encoway GmbH**  
Buschhöhe 2  
D-28357 Bremen  
Telefon +49 (0)4 21 / 33003 - 500  
Telefax +49 (0)4 21 / 33003 - 555

## DEUTSCHLAND/GERMANY

**Lenze Vertrieb GmbH \***  
Ludwig-Erhard-Straße 52-56  
D-72760 Reutlingen  
Telefon +49 (0)71 21 / 9 39 39-0  
Telefax +49 (0)71 21 / 9 39 39-29

Region Nord  
HefeHof 25  
31785 Hameln  
Telefon (0 51 54) 82 44-0  
Telefax (0 51 54) 82 44-44

Region West  
Postfach 10 12 20  
47497 Neukirchen-Vluyn  
Kelvinstraße 7  
47506 Neukirchen-Vluyn  
Telefon (0 28 45) 95 93-0  
Telefax (0 28 45) 95 93 93

Region Mitte/Ost  
Postfach 1463  
35724 Herborn  
Austraße 81  
35745 Herborn  
Telefon (0 27 72) 95 94-0  
Telefax (0 27 72) 95 94 94

Region Südwest  
Postfach 14 33  
71304 Waiblingen  
Schänzle 8  
71332 Waiblingen  
Telefon (0 71 51) 9 59 81-0  
Telefax (0 71 51) 9 59 81 50

Region Süd  
Fraunhoferstraße 16  
82152 Martinsried  
Telefon (0 89) 89 56 14-0  
Telefax (0 89) 89 56 14 14

## WELTWEIT/WORLDWIDE

**ALGERIA**  
see FRANCE

**ARGENTINA \***  
E.R.H.S.A.  
Girardot 1368, 1427 BUENOS AIRES  
Phone +54 (0)11 / 45 54 32 32  
Telefax +54 (0)11 / 45 52 36 11

**AUSTRALIA \***  
FCR Motion Technology Pty. Ltd.  
Unit 6, Automation Place  
38-40 Little Boundary Rd.  
LAVERTON NORTH, Vic. 3026  
Phone +61 (3) 9362 6800  
Telefax +61 (3) 9314 3744

**AUSTRIA \***  
Lenze Antriebstechnik GmbH  
Ipf-Landesstraße 1  
4481 ASTEN  
Phone +43 (0)7224 / 210-0  
Telefax +43 (0)7224 / 210-999

Office Dornbirn:  
Lustenauer Straße 64  
6850 DORNBIERN  
Phone +43 (0)7224 / 210-0  
Telefax +43 (0)7224 / 210-7299

Office Wr. Neudorf:  
Triester Straße 14/109  
2351 WR. NEUDORF  
Phone +43 (0)7224 / 210-0  
Telefax +43 (0)7224 / 210-7099

Office Graz:  
Seering 8  
8141 ÜNTERPREMSTÄTTEN  
Phone +43 (0)7224 / 210-0  
Telefax +43 (0)7224 / 210-7199

Lenze Verbindungstechnik GmbH  
Ipf-Landesstraße 1  
4481 ASTEN  
Phone +43 (0)7224 / 210-0  
Telefax +43 (0)7224 / 210-998

Lenze Anlagentechnik GmbH  
Mühlenstraße 3  
4470 ENNS  
Phone +43 (0)7224 / 210-0  
Telefax +43 (0)7224 / 210-997

**BELARUS**  
see POLAND

**BELGIUM \***  
Lenze bv.ba  
Industriepark Noord, 19.  
9100 SINT-NIKLAAS  
Phone +32 (0)3.542.62.00  
Telefax +32 (0)3.541.37.54

**BOSNIA-HERZEGOVINA**  
see AUSTRIA

**BRAZIL \***  
**Lenze Brasil Automação Ltda.**  
Rua Conde Moreira Lima 589  
CEP 04384-030  
SÃO PAULO/SP – Brasil  
Phone +55 11 2348-6579  
Telefax +55 11 2348-6573

**Produtos Eletrônicos Metaltext Ltda (Focus on Sales)**  
Rua José Rafaelli, 221  
Socorro, CEP 04763-280  
SÃO PAULO/SP – Brasil  
Phone +55 11 56 83 57 00  
Telefax +55 11 55 24 23 24

**BULGARIA**  
Lenze Zadvizhivasta Tehnika EOOD  
Bul. Maritza 21, Office 204  
4003 PLOVDIV  
Phone +359 / 32 / 940 373  
Telefax +359 / 32 / 940 349

**CANADA \***  
**Lenze Canada Corporation**  
1535 Meyerside Drive, Unit 1  
Mississauga, ON L5T 1M9 CANADA  
Phone +1 (508) 278-9100  
Telefax +1 (508) 278-7873

**CENTRAL AMERICA**  
see Americas HQ

**CHILE**  
Sargent S.A.  
Tecnica Thomas C. Sargent  
Av. Gral. Velásquez 5720, San Bernardo  
SANTIAGO – CHILE  
Phone +56 (0)2 / 51 03 000  
Telefax +56 (0)2 / 69 83 989

**CHINA \***  
Lenze Drive Systems (Shanghai) Co. Ltd.  
No. 2989, Jiangshan Road  
Lingang, Shanghai 201306  
CHINA  
Phone +86 21 3828 0200  
Telefax +86 21 3828 0250

**COLOMBIA**  
Casa Sueca, S.A.  
Calle 52 1N-74  
CALI  
Phone +57 -2- 682 0444  
Telefax +57 -2- 683 1411

**CROATIA**  
Lenze mehatronika-pogonska tehnika  
d.o.o.  
Ulica grada Gospića 3  
HR-10000 ZAGREB  
Phone +385 1 249-8056  
Telefax +385 1 249-8057

**CZECH REPUBLIC**  
Lenze, s.r.o.  
Central Trade Park D1  
396 01 HUMPOLEC  
Phone +420 565 507-111  
Telefax +420 565 507-399

Büro Červený Kostelec:  
17. listopadu 510  
549 41 ČERVENÝ KOSTELEČ  
Phone +420 491 467-111  
Telefax +420 491 467-166

**DENMARK \***  
Lenze A/S  
Vallensbækvej 18A  
2605 BRØNDBY  
Phone +45 / 4696 6666  
Telefax +45 / 4696 6660  
24 stunde service +45 / 5251 6699

Buero Jylland: Lenze A/S  
Niels Bohrs Vej 23  
8660 SKANDERBORG  
Phone +45 / 46 96 66 88  
Telefax +45 / 46 96 66 80

**EGYPT**  
WADI Co. for technologies  
and development  
P.O.Box 209, new center Ramses  
11794 CAIRO, Egypt  
11 Syria St., Mohandessin  
GIZA, Egypt  
Phone +2 (02) 3347 6842  
Telefax +2 (02) 3347 6843

**ESTONIA**  
see FINLAND

**FINLAND \***  
Lenze Drives  
Tierankatu 8, 20520 TURKU  
Phone +358 2 2748 180  
Telefax +358 2 2748 189

**FRANCE \***  
Lenze S.A.  
Siège  
ZI des Mardelles  
44 Rue Blaise Pascal  
93600 AULNAY-SOUS-BOIS  
**Services Commerciaux**  
Phone 0825 086 036  
Telefax 0825 086 346

**Centre de formation**  
E-Mail : semin.sidonie@lenze.fr  
**Questions générales / documentation**  
E-Mail : info@lenze.fr

**Service Après-vente / assistance en ligne**  
Helpline 24/24 : 0825 826 117  
E-Mail : help@lenze.fr

Agences en France  
**Région France Nord :**  
ZI des Mardelles  
44 Rue Blaise Pascal  
93600 AULNAY-SOUS-BOIS  
Nantes  
44000 NANTES  
Strasbourg  
67870 GRIESHEIM près MOLSHEIM  
Rouen  
76500 ELBEUF

**Région France Sud :**  
Parc Technologique  
97, allée Alexandre Borodine  
Immeuble le Douglas 2  
69800 SAINT PRIEST

Agen  
47270 SAINT-PIERRE de CLAIRAC

**GREECE**  
GEORGE P. ALEXANDRIS SA  
12, K. Mavromichali Street  
18545 PIRAEUS  
Phone +30 210 41 11 841  
Telefax +30 210 41 27 058

Industrial Area, Block 48B, 4th Entrance  
57022 SINDOS  
Phone +30 2310 556 650  
Telefax +30 2310 511 815

**HUNGARY \***  
Lenze Hajtástechnika Kft  
2040 BUDAÖRS  
Gyár utca 2., P.O.Box 322.  
Phone +36 (0)23 / 501-320  
Telefax +36 (0)23 / 501-339

**ICELAND**  
see DENMARK



## INDIA

Lenze Mechatronics Pvt. Ltd.  
Lenze Plot No. 46A, Sector-10  
PCNTDA Industrial Area, Bhosari  
PUNE - 411 026  
Phone +91-20-66318100  
Telefax +91-20-66318120

Kolkata Sales office  
2nd Floor, 3/1 Ashton Road  
KOLKATA - 700020  
Phone +91-33-24190490  
Telefax +91-33-24190562

New Delhi Sales office  
Flat No - 101, Padma Tower - II  
22, Rajendra Place  
NEW DELHI - 110008  
Phone +91-11-25812113/15  
Telefax +91-11-25812114

## INDONESIA

see MALAYSIA

## IRAN

Tavan Ressian Co.  
P.O.Box 19395-5177  
No. 18, Sh. Bakhtiary Str.  
South sh. Ghalandari Ave.  
Sadr High way, TEHRAN  
Phone +98-(21)-2260 6766  
-2260 2655  
-2260 9299  
Telefax +98-(21)-2200 2883

## ISRAEL\*

Zeev Melcer LTD  
P.O.B. 10011, HAIFA BAY 26110  
36 Yosef Levi St., Kiriat Bialik  
Phone +972-(0)4-8757037  
Telefax +972-(0)4-8742172

## ITALY\*

Lenze Italia S.r.l.  
Viale Monza 338, 20128 MILANO  
Phone +39 02 / 270 98.1  
Telefax +39 02 / 270 98 290

## JAPAN\*

Miki Pulley Co., Ltd.  
1-39-7 Komatsubara, Zama-city  
KANAGAWA 228-8577  
Phone +81 (0)462 / 58 16 61  
Telefax +81 (0)462 / 58 17 04

## LATVIA

see LITHUANIA

## LEBANON

I. Network Automation s.a.l.  
Ground floor - United insurance building  
Facing Mercedes Show room  
Dora - High Way, BEIRUT-METEN  
P.O.Box 835 - Jounieh - Lebanon  
Phone +961-1-249562  
Telefax +961-1-249563

## LITHUANIA

Lenze UAB  
Breslaujos g.3, 44403 KAUNAS  
Phone +370 37 407174  
Telefax +370 37 407175

## LUXEMBOURG\*

see BELGIUM

## MACEDONIA

Lenze Antriebsstechnik GmbH  
Pretstavništvo Skopje  
ul. Nikola Rusinski 3/A/2, 1000 SKOPJE  
Phone +389 2 30 90 090  
Telefax +389 2 30 90 091

## MALAYSIA

Lenze S.E.A. Sdn Bhd  
No. 28 Jalan PJU 3/47  
Sunway Damansara, Technology Park  
47810 PETALING JAYA  
SELANGOR DARUL EHSAN  
Phone +60 3 7803 1428  
Telefax +60 3 7806 3728

## MAURITIUS

Automation & Controls Engineering Ltd  
3, Royal Road, Le Hochet, Terre Rouge  
MAURITIUS  
Phone +230 248 8211  
Telefax +230 248 8968

## MEXICO

Sales:  
see AMERICAS HQ

Service:  
**Automatización y Control  
de Energía S.A. de C.V.**  
Av. 2 No.89 Esq Calle 13  
Col. San Pedro de los Pinos  
C.P. 03800 MEXICO D.F.  
Phone +52 55 2636-3540  
Fax +52 55 2636-3541

## MOROCCO

GUORFET G.T.D.R  
Automatisation Industrielle  
Bd Chefchaouni Route 110 km, 11.500  
No. 353-Ain-Sabaâ  
CASABLANCA  
Phone +212/22-35 70 78  
Telefax +212/22-35 71 04

## NETHERLANDS\*

Lenze B.V., Postbus 31 01  
5203 DC 'S-HERTOGENBOSCH  
Ploegweg 15  
5232 BR 'S-HERTOGENBOSCH  
Phone +31 (0)73 / 64 56 50 0  
Telefax +31 (0)73 / 64 56 51 0

## NEW ZEALAND\*

Tranz Corporation  
343 Church Street  
P.O. Box 12-320, Penrose  
AUCKLAND  
Phone +64 (0)9 / 63 45 51 1  
Telefax +64 (0)9 / 63 45 51 8

## NORWAY\*

Dtc- Lenze as  
Stallbakken 5, 2005 RAEILINGEN  
Phone +47 / 64 80 25 10  
Telefax +47 / 64 80 25 11

## PHILIPPINES

see MALAYSIA

## POLAND

Lenze Polska Sp. z o.o.  
Ul. Rozdzeńskiego 188b  
40-203 KATOWICE  
Phone +48 (0) 32 203 97 73  
Telefax +48 (0) 32 781 01 80

Torun Office  
Lenze Polska Sp. z o.o.  
Ul. Rydygiera 47  
87-100 TORUN  
Phone +48 (0) 56 658 28 00  
Telefax +48 (0) 56 645 33 56

## PORTUGAL\*

Costa Leal el Victor  
Electronica-Pneumatica, Lda.  
Rua Prof. Augusto Lessa, 269,  
Apart. 52053  
4202-801 PORTO  
Phone +351-22 / 5 50 85 20  
Telefax +351-22 / 5 02 40 05

## ROMANIA

see AUSTRIA

## RUSSIA

OOO Lenze  
Shchelkovskoye shosse 5  
105122 MOSCOW  
Phone +7 495 921 3250  
Telefax +7 495 921 3259

## SERBIA-MONTENEGRO

see MACEDONIA

## SINGAPORE\*

see MALAYSIA

## SLOVAC REPUBLIC

ECS Sluzby spol. s.r.o.  
Staromlynska 29  
82106 BRATISLAVA  
Phone +421 2 45 25 96 06  
+421 2 45 64 31 47  
+421 2 45 64 31 48  
Telefax +421 2 45 25 96 06

## SLOVENIA

LENZE GmbH, Asten, Avstrija  
Podružnica Celje  
Kidričeva 24  
3000 CELJE  
Phone +386 03 426 46 40  
Telefax +386 03 426 46 50

## SOUTH AFRICA\*

S.A. Power Services (Pty.) Ltd.  
Unit 14, Meadowbrook Business Estates  
Jacaranda Ave, Olivedale  
Randburg 2158, P.O.Box 1137  
RANDBURG 2125  
Phone +27(11) 462-8810  
Telefax +27(11) 704-5775

## SOUTH KOREA\*

Lenze Representative Office  
No. 606, Daeryung Technotown 6th,  
493-6, Gasan-dong, Geumcheon-gu,  
SEOUL 153-774  
Phone +82 2-792-7017  
Telefax +82 2-792-7018

## SPAIN\*

Lenze Transmisiones, S.A. (Headquarter)  
Edificio TCA  
Henri Dunant, 9, Planta baja  
08173 SANT CUGAT DEL VALLES  
Barcelona  
Phone +34 902 02 79 04  
Telefax +34 902 02 63 69

Lenze Delegación Norte  
Phone +34 944 630 510 / 507  
Telefax +34 944 314 196

Lenze Delegación Levante  
Cullera, 73 – 4ºD  
46035 BENIMAMET  
Valencia

Phone +34 963 905 225  
Telefax +34 963 900 647

Lenze Delegación Madrid  
Poema Sinfónico Nº 25-27  
Esc. 1, Phta. B, Loc. 3  
28054 MADRID  
Phone +34 915 103 341  
Telefax +34 915 102 061

## SWEDEN\*

Lenze Transmissioner AB  
PO.Box 10 74, Attorpsgratan, Tornby Ind.  
58110 LINKÖPING  
Phone +46 (0)13 / 35 58 00  
Telefax +46 (0)13 / 10 36 23

## SWITZERLAND\*

Lenze Bachofen AG  
Ackerstrasse 45  
8610 USTER  
Phone +41 (0) 43 399 14 14  
Telefax +41 (0) 43 399 14 24

Vente Suisse Romande:  
Route de Prilly 25  
1023 CRISSIER  
Phone +41 (0)21 / 63 72 19 0  
Telefax +41 (0)21 / 63 54 76 2

## SYRIA

Zahabi Co.  
8/5 Shouhadadaa Street  
P.O.Box 8262  
ALEPPO-SYRIA  
Phone +963 21 21 22 23 5  
Telefax +963 21 21 22 23 7

## TAIWAN\*

Lenze Taiwan Representative Office  
6F.-1, No.136, Sec. 3, Zhongxiao E. Rd.  
TAIPEI City, 10655, Taiwan  
Phone +886 / (0)2-2721-2161  
Telefax +886 / (0)2-2721-2706

## THAILAND

see MALAYSIA

## TUNESIA

AMF Industrielle Sarl  
Route de Gremda - Km 0,2  
Immeuble El Madina,  
Centre Bloc B - 5 ème - appt 52  
3002 SFAX  
Phone +216 74 403 514  
Telefax +216 74 403 516

## TURKEY

LSE Elektrik  
Elektronik Makina  
Otomasyon Mühendislik  
Sanayi ve Ticaret Ltd. Şti  
Atatürk mah. Cumhuriyet cad.  
Yurt sok. No: 7  
ÜMRANIYE/İSTANBUL  
Phone +90 (0)216 / 316 5138 pbx  
Telefax +90 (0)216 / 443 4277

## UKRAINE

SV Altera, Ltd.  
Lepse ave., 4  
KIEV, 03067  
Phone +38 044 496 18 88  
Telefax +38 044 496 18-18

## UNITED ARAB EMIRATES

LPT (FZC)  
X4 Building No. 37  
Sharjah Airport Free Zone (SALF ZONE)  
SHARJAH  
Phone +971 6 5573205  
Telefax +971 6 5573206

## UNITED KINGDOM/EIRE\*

Lenze Ltd.  
Fraser Road  
Priory Business Park  
BEDFORD MK44 3WH  
Phone +44 (0)1234 / 75 32 00  
Telefax +44 (0)1234 / 75 32 20

## USA\*

AMERICAS HQ  
Lenze Americas Corporation  
630 Douglas Street  
UXBRIDGE, MA 01569  
Phone +1 508 278 9100  
Telefax +1 508 278 7873

Sales:  
see Americas HQ

Operations:  
Lenze AC Tech Corporation  
630 Douglas Street  
UXBRIDGE, MA 01569  
Phone +1 508 278 9100  
Telefax +1 508 278 9294

Lenze DETO Drive Systems  
see Americas HQ

## VIETNAM

see MALAYSIA

\* Countries connected to the free expert helpline 008000 24 hours (008000 24 46877)

# It's good to know | why we are there for you



*"Our customers come first. Customer satisfaction is what motivates us. By thinking in terms of how we can add value for our customers we can increase productivity through reliability."*



*"We will provide you with exactly what you need – perfectly co-ordinated products and solutions with the right functions for your machines and installations. That is what we mean by 'quality'."*



*"Take advantage of our wealth of expertise. For more than 60 years now we have been gathering experience in various fields and implementing it consistently and rigorously in our products, motion functions and pre-configured solutions for industry."*



*"The world is our marketplace. Wherever you are in the world, we are nearby, providing you with our drive and automation solutions."*

Algeria · Argentina · Australia · Austria · Belarus · Belgium · Bosnia-Herzegovina · Brazil · Bulgaria · Canada · Central America · Chile · China · Colombia · Croatia · Czech Republic · Denmark · Egypt · Estonia · Finland · France · Germany · Greece · Hungary · Iceland · India · Indonesia · Iran · Israel · Italy · Japan · Latvia · Lebanon · Lithuania · Luxembourg · Macedonia · Malaysia · Mauritius · Mexico · Montenegro · Morocco · Netherlands · New Zealand · Norway · Philippines · Poland · Portugal · Romania · Russia · Serbia · Singapore · Slovak Republic · Slovenia · South Africa · South Korea · Spain · Sweden · Switzerland · Syria · Taiwan · Thailand · Tunisia · Turkey · Ukraine · United Arab Emirates · United Kingdom/Eire · USA · Vietnam

**You can rely on our service. Expert advice is available 24 hours a day, 365 days a year, in more than 30 countries via our international helpline: 008000 24 Hours (008000 2446877).**

[www.Lenze.com](http://www.Lenze.com)

13382771